



SPECIES PROTECTION

NATURAL RESOURCES, AGRICULTURE, & ENVIRONMENTAL QUALITY APPROPRIATIONS SUBCOMMITTEE
 STAFF: IVAN DJAMBOV & ANGELA OH

BUDGET BRIEF

SUMMARY

The purpose of the Species Protection line item is to prevent any plant or animal species from being added to the Endangered Species List and to pursue actions that will allow the delisting of threatened or endangered species in Utah.

For this line item, the Analyst recommends a one-time FY 2012 supplemental appropriation of \$50,000 for Parowan Airport - Prairie Dog Barrier. For FY 2013, the Analyst recommends a budget of \$3,050,100. These recommendations are detailed below, as well as in the Budget Detail Table on page 2.

ISSUES AND RECOMMENDATIONS

Parowan Airport - Prairie Dog Barrier

The Utah Prairie Dog, which is currently listed under the Endangered Species Act as threatened, is burrowing through the runways of the Parowan Airport and has created a public safety problem. Since “taking” of this species is prohibited, the only feasible solution according to experts is to construct a barrier/fence around the runways. The funding for this project will come from three different sources: \$275,200 from a federal grant, \$50,000 from the Species Protection restricted account, and \$50,000 from the Parowan City in the form of construction services and materials.

The Analyst recommends the Legislature provide a one-time FY 2012 supplemental appropriation of \$50,000 from the Species Protection restricted account for this request.

Figure 1: Natural Resources - Species Protection - Budget History

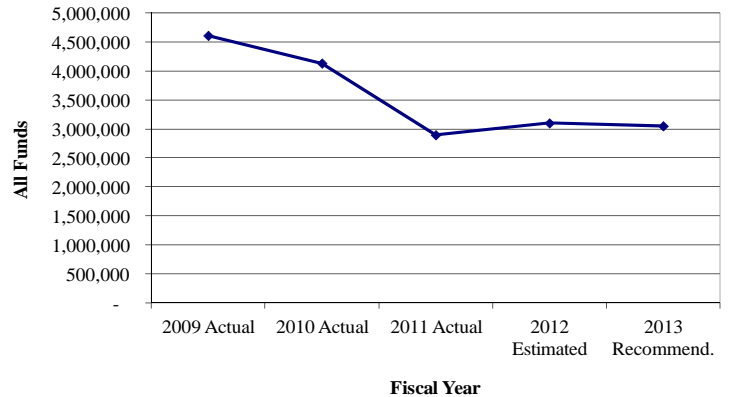


Figure 2: Natural Resources - Species Protection - FTE History

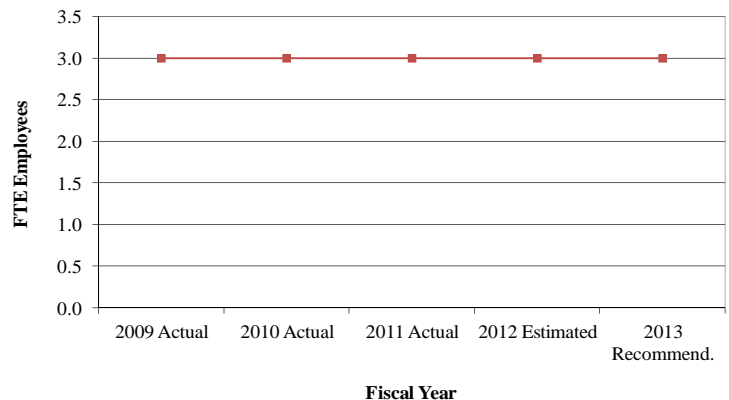
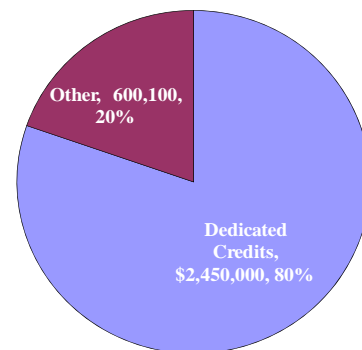


Figure 3: Natural Resources - Species Protection - FY 2013 Funding Mix



BUDGET DETAIL TABLE

Natural Resources - Species Protection						
	FY 2011	FY 2012		FY 2012		FY 2013*
Sources of Finance	Actual	Appropriated	Changes	Revised	Changes	Recommended
Dedicated Credits Revenue	2,450,000	2,450,000	0	2,450,000	0	2,450,000
GFR - Species Protection	601,800	600,100	50,000	650,100	(50,000)	600,100
Lapsing Balance	(156,400)	0	0	0	0	0
Total	\$2,895,400	\$3,050,100	\$50,000	\$3,100,100	(\$50,000)	\$3,050,100
Programs						
Species Protection	2,895,400	3,050,100	50,000	3,100,100	(50,000)	3,050,100
Total	\$2,895,400	\$3,050,100	\$50,000	\$3,100,100	(\$50,000)	\$3,050,100
Categories of Expenditure						
Personnel Services	311,900	303,800	900	304,700	0	304,700
In-state Travel	10,400	7,500	2,900	10,400	0	10,400
Out-of-state Travel	700	2,400	(1,700)	700	0	700
Current Expense	2,564,000	2,730,000	45,900	2,775,900	(50,000)	2,725,900
DP Current Expense	8,400	6,400	2,000	8,400	0	8,400
Total	\$2,895,400	\$3,050,100	\$50,000	\$3,100,100	(\$50,000)	\$3,050,100
Other Data						
Budgeted FTE	3.0	3.0	0.0	3.0	0.0	3.0
Actual FTE	3.0	0.0	0.0	0.0	0.0	0.0
Vehicles	1.0	0.0	1.0	1.0	(1.0)	0.0