



# STATE HISTORY AND UTAH HISTORICAL SOCIETY

BUSINESS, ECONOMIC DEVELOPMENT AND LABOR APPROPRIATIONS SUBCOMMITTEE  
STAFF: ANDREA WILKO

BUDGET BRIEF

**SUMMARY**

The Division of State History administers five programs including: Administration, Libraries and Collections, Public History and Education, Preservation, and grants. The mission of the division is to “preserve and share Utah’s past for the present and the future.” The division provides services to entities statewide. The Utah Historical Society is the fundraising arm of the Division of State History.

**ISSUES AND RECOMMENDATIONS**

The subcommittee should consider the following items in its deliberations:

**Base Budget Adoption**

For the State History budget, the Fiscal Analyst recommends an FY 2014 budget of \$3,049,500 and a budget of \$102,400 for the State Historical Society as shown in the budget detail on pages 3 and 4.

**Adoption of Fees**

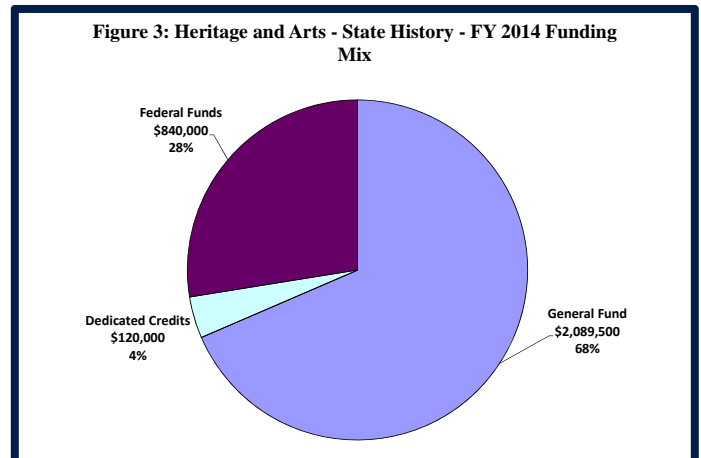
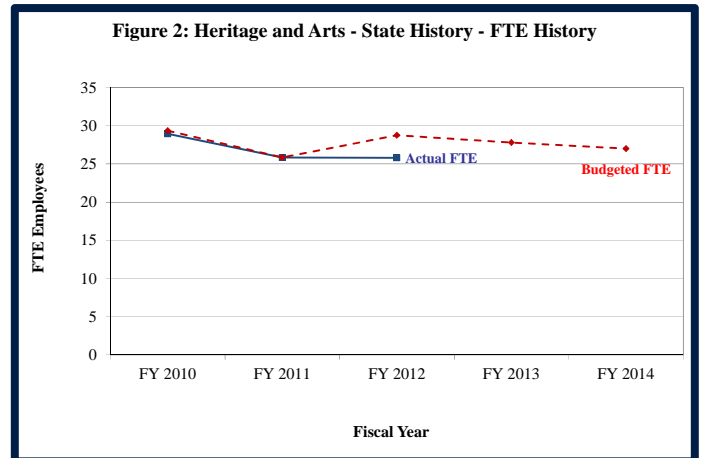
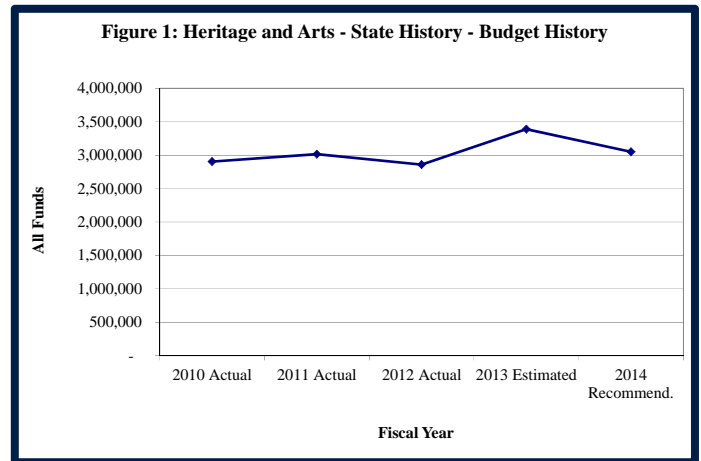
For the FY 2014 fee schedule for the Department of Heritage and Arts, please refer to the issue brief, *Department of Heritage and Arts: FY 2014 Fee Schedule*.

**Federal Funds**

The committee should take action on the federal funds shown in the Issue Brief Business, Economic Development and Labor: Federal Funds. The aggregated federal fund totals for the Division of State History are shown in the budget detail table.

**Intent Language**

*Under Section 63J-1-603 of the Utah Code, the Legislature intends that the \$102,000 in Dedicated Credits provided by Item 2, Chapter 10, Laws of Utah 2012, for the Department of Heritage and Arts (Community and Culture) – Historical Society line item not lapse at the close of Fiscal Year 2013.*

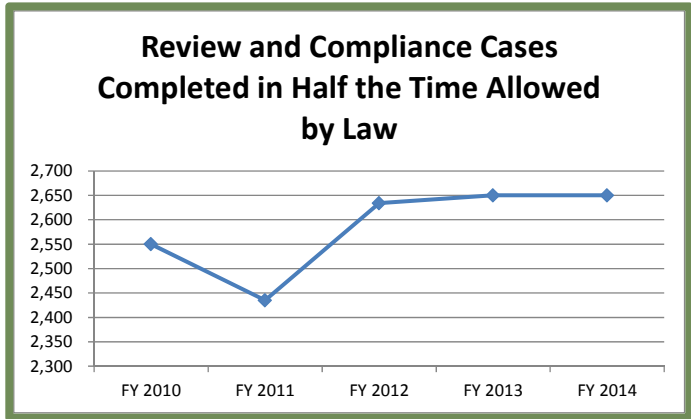
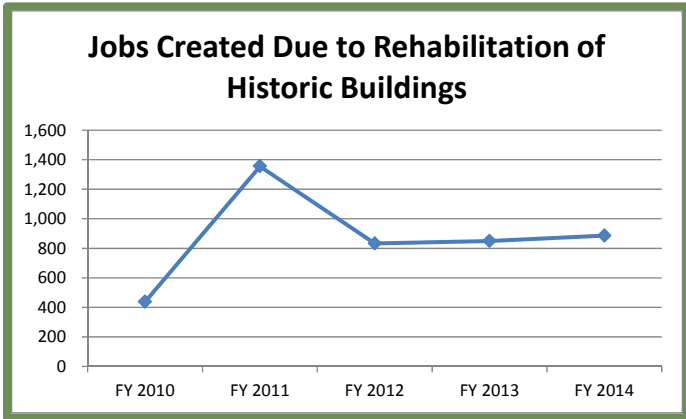
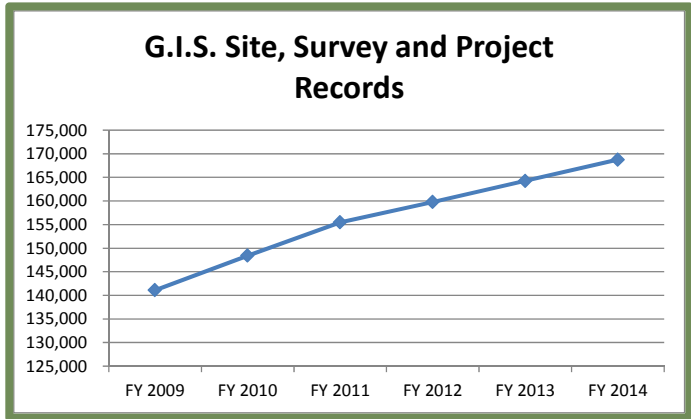
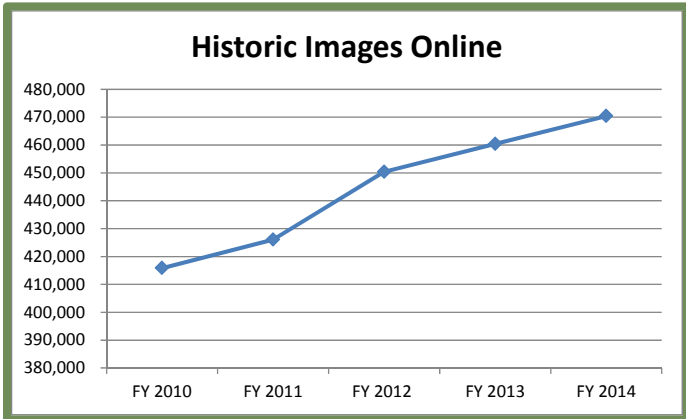


**ACCOUNTABILITY DETAIL**

State History helps communities make the most of their heritage resources with grants, technical assistance, support, and historical documents.

State History preserves and provides public access to documents, articles, and photos that tell the story of Utah’s past. To this end they add additional documents each year as shown in the chart below titles Historic Photographic and Documentary Images Online.

The preservation tax credit keeps federal dollars in Utah and encourages preservation. Historic preservation creates household income and jobs. The number of local jobs created due to rehabilitation tax credits is shown in the chart below. To measure processing efficiency the division looks at the number of compliance cases completed in half the time allowed by law. The history of this measure is shown below.



**BUDGET DETAIL**

Funding for the Division of State History and the Utah Historical Society is used to provide personnel support, grants, preservation services, and general history oversight.

**BUDGET DETAIL TABLES**

Heritage and Arts - State History						
Sources of Finance	FY 2012 Actual	FY 2013 Appropriated	Changes	FY 2013 Revised	Changes	FY 2014* Recommended
General Fund	2,039,400	2,089,500	0	2,089,500	0	2,089,500
General Fund, One-time	0	350,000	0	350,000	(350,000)	0
Federal Funds	757,300	840,000	0	840,000	0	840,000
Dedicated Credits Revenue	61,800	110,000	0	110,000	10,000	120,000
<b>Total</b>	<b>\$2,858,500</b>	<b>\$3,389,500</b>	<b>\$0</b>	<b>\$3,389,500</b>	<b>(\$340,000)</b>	<b>\$3,049,500</b>
<b>Programs</b>						
Administration	213,700	371,800	(95,100)	276,700	0	276,700
Library and Collections	523,900	537,700	6,600	544,300	10,000	554,300
Public History, Comm and Info	499,400	433,800	103,000	536,800	0	536,800
Historic Preservation & Antiquities	1,615,000	1,671,200	10,500	1,681,700	0	1,681,700
History Projects	6,500	375,000	(25,000)	350,000	(350,000)	0
<b>Total</b>	<b>\$2,858,500</b>	<b>\$3,389,500</b>	<b>\$0</b>	<b>\$3,389,500</b>	<b>(\$340,000)</b>	<b>\$3,049,500</b>
<b>Categories of Expenditure</b>						
Personnel Services	2,092,400	2,244,400	126,900	2,371,300	0	2,371,300
In-state Travel	5,000	10,400	(6,200)	4,200	0	4,200
Out-of-state Travel	13,600	21,000	(12,700)	8,300	0	8,300
Current Expense	461,900	527,800	(59,500)	468,300	5,900	474,200
DP Current Expense	16,000	60,900	(59,700)	1,200	150,000	151,200
Capital Outlay	26,800	0	11,200	11,200	4,100	15,300
Other Charges/Pass Thru	242,800	525,000	0	525,000	(500,000)	25,000
<b>Total</b>	<b>\$2,858,500</b>	<b>\$3,389,500</b>	<b>\$0</b>	<b>\$3,389,500</b>	<b>(\$340,000)</b>	<b>\$3,049,500</b>
<b>Other Data</b>						
Budgeted FTE	29	26	2	28	(1)	27
Actual FTE	26	0	0	0	0	0
Vehicles	3	3	0	3	0	3

\*Does not include amounts in excess of subcommittee's state fund allocation that may be recommended by the Fiscal Analyst.

## Heritage and Arts - Historical Society

	FY 2012	FY 2013		FY 2013		FY 2014*
Sources of Finance	Actual	Appropriated	Changes	Revised	Changes	Recommended
Dedicated Credits Revenue	39,200	102,400	0	102,400	0	102,400
Beginning Nonlapsing	112,300	0	59,900	59,900	(59,900)	0
Closing Nonlapsing	(59,900)	0	0	0	0	0
<b>Total</b>	<b>\$91,600</b>	<b>\$102,400</b>	<b>\$59,900</b>	<b>\$162,300</b>	<b>(\$59,900)</b>	<b>\$102,400</b>
<b>Programs</b>						
State Historical Society	91,600	102,400	59,900	162,300	(59,900)	102,400
<b>Total</b>	<b>\$91,600</b>	<b>\$102,400</b>	<b>\$59,900</b>	<b>\$162,300</b>	<b>(\$59,900)</b>	<b>\$102,400</b>
<b>Categories of Expenditure</b>						
Personnel Services	(1,800)	29,400	28,000	57,400	0	57,400
In-state Travel	100	0	0	0	0	0
Out-of-state Travel	1,500	0	0	0	0	0
Current Expense	59,700	100	104,800	104,900	(104,900)	0
DP Current Expense	0	72,900	(72,900)	0	45,000	45,000
Other Charges/Pass Thru	32,100	0	0	0	0	0
<b>Total</b>	<b>\$91,600</b>	<b>\$102,400</b>	<b>\$59,900</b>	<b>\$162,300</b>	<b>(\$59,900)</b>	<b>\$102,400</b>
<b>Other Data</b>						
Budgeted FTE	1	1	0	1	0	1
Actual FTE	1	0	0	0	0	0

\*Does not include amounts in excess of subcommittee's state fund allocation that may be recommended by the Fiscal Analyst.