

911 FEES IN OTHER STATES COMPARED WITH UTAH'S FEES: A REPORT TO THE GOVERNMENT COMMUNICATIONS TASK FORCE

Presented by:
Tina L. Scarlet
Executive Director, Weber Area Dispatch 911 & Emergency Services
District
September 11, 2014

U.S.C. Title 47 - 5 - 615a-1

- (f) State Authority Over Fees
 - (1) Authority - “**Nothing** in this Act, the Communications Act of 1934 (47 U.S.C. 151 et seq.), the New and Emerging Technologies 911 Improvement Act of 2008, or any Commission regulation or order **shall prevent the imposition and collection of a fee or charge applicable to commercial mobile services or IP-enabled voice services specifically designated by a State, political subdivision thereof,...** for the implementation of 9-1-1 or enhanced 9-1-1 services, provided that the fee or charge is obligated or expended only in support of 9-1-1 and enhanced 9-1-1 services, or enhancements of such services, as specified in the provision of the State or local law adopting the fee or charge...”

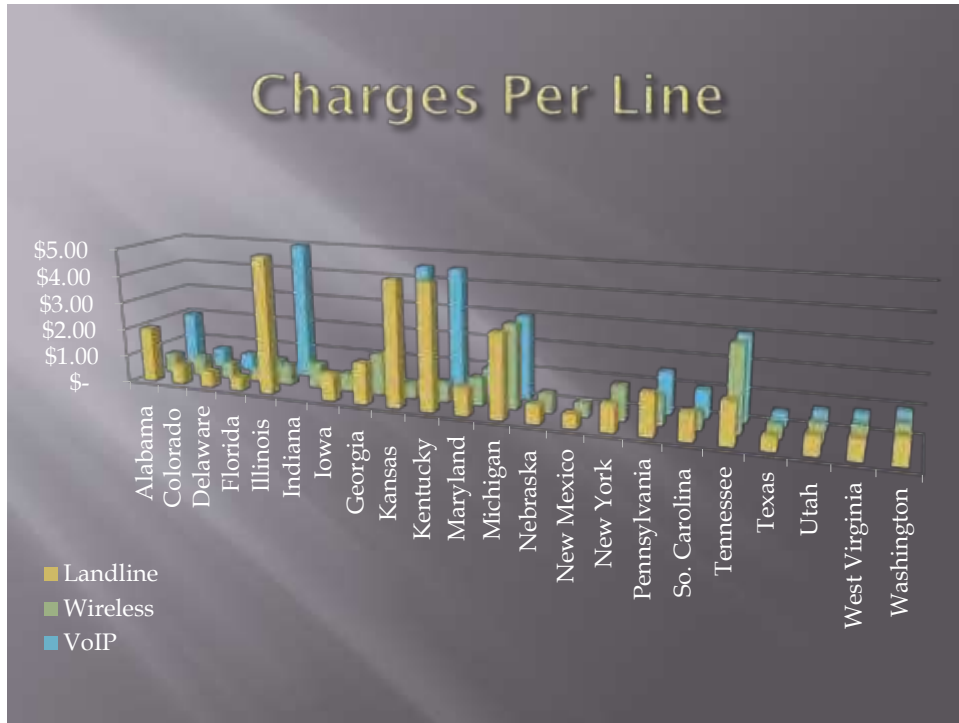
A Variety of Ways to Collect

- State Imposed Fees
- Local Imposed Fees
- Hybrid

Type of Collection	Number of States/Territories/Tribal Authorities
State Imposed Only	19
Local Imposed Only	10
Hybrid	22
Unknown (DNR)	4

Current Utah 9-1-1 Fees

- ▣ Local \$0.61/per month
- ▣ State Emergency Fund \$0.09/per month
- ▣ CAD Restricted Account \$0.06 /per month
- ▣ Prepaid Wireless Telecommunications Fee 1.9%

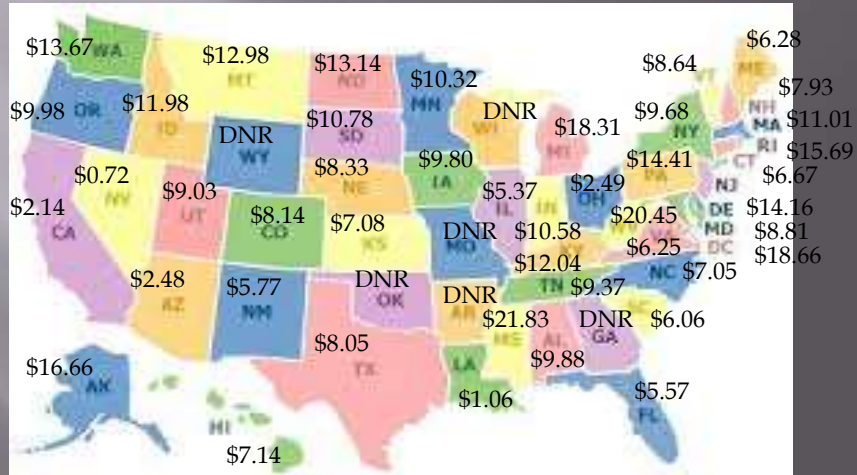


Total Funds Collected - 2012

ST	Millions	ST	Millions	ST	Millions	ST	Millions
AL*	\$28.4	IL*	\$69.2	MS	\$65.3	SC*	\$28.9
AK	\$12.3	IN	\$69.5	MT	\$13.2	SD	\$9.1
AZ	\$16.4	IA	\$30.3	NE	\$15.5	TN*	\$60.9
CA	\$82.1	KS*	\$20.5	NJ^	\$126	TX	\$212.8
CO	\$42.9	KY^	\$55.7	NM	\$12.0	UT	\$26.2
CT	\$24.0	LA	\$4.9	NY*	\$190.3	VT	\$5.4
DE	\$7.6	ME	\$8.3	NC	\$69.4	VA	\$51.6
DC	\$12.1	MD	\$52.2	ND	\$9.5	WA	\$95.4
FL	\$108.9	MA	\$73.7	OR	39.2	WV	\$37.9
HI	\$10.2	MI	\$181.2	PA	184.0		
ID	\$19.3	MN	\$62.3	PR	\$20.3		

* Partial reporting ^ Estimate given

Amount Collected Per Person



Similarly populated states

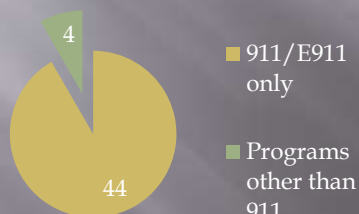
State	Population	Annual Fees	\$ Collected/per person
IA	3,090,416	\$30,297,168	\$9.80
MS	2,991,207	\$65,290,042	\$21.83
KS*	2,893,957	\$20,477,020	\$7.08
UT	2,900,872	\$26,188,051	\$9.03
NM	2,085,287	\$12,028,770	\$5.77
NE	1,868,516	\$15,555,734	\$8.33
WV	1,854,304	\$37,928,204	\$20.45

Annual Report on Use of Fees

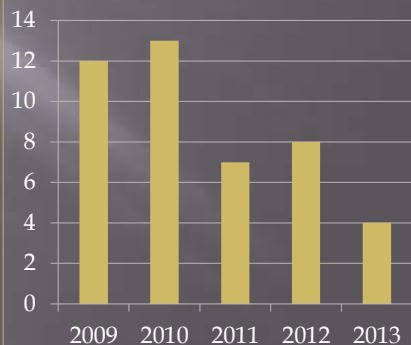
- Public Law 110-283 – New and Emerging Technologies 911 Improvement Act of 2008
 - ...”to ensure efficiency, transparency, and accountability in the collection and expenditure of a fee or charge for the support or implementation of 9-1-1 or enhanced 9-1-1 services...”

Use of 911/E911 Fees

2013 Report:
Use of 911/E911 Fees



2009 – 2013 Reports: Use
of 911/E911 Fees -
outside of 911



Other State's Allowable Expenditures

- ▣ Telephone systems (some require them to be hosted or shared phone systems)
- ▣ CAD systems
- ▣ Radio equipment
- ▣ Logging recorders
- ▣ MSAG database
- ▣ Emergency notification systems
- ▣ Language translation
- ▣ Training
- ▣ Public education

QUESTIONS?