

What Checking ¹	System(s) Used ²	General/ Education Fund FY 2013	Total Funds FY 2013	Quantity FY 2013	Who	Appeal ³ Process?	Program
specific crimes outlined in UCA 62A-2-119, Child abuse and elder abuse/neglect in U.S.	Utah Criminal Justice Information System, Federal Bureau of Investigation, all states' child abuse/neglect registries, and documentation for clearances if spent significant time out of the country.	\$372,700	\$372,700	41,000	Human Services' licensees and all licensee's employees	Yes	Office of Licensing
criminal convictions in U.S. and protective services findings (adult and juvenile), revoked professional license, excluded individuals on Office of Inspector General list	Direct Access Clearance System (criminal records, Division of Occupational and Professional Licensing, federal (CMS) excluded individuals list, and Nurse Aid Registry), Adult Protective Services, and Child Protective Services	\$182,600	\$979,700	21,000	employees with access to patients in licensed health care facilities (daily, automatic check for changes in criminal record)	Yes	Health Facility Licensing and Certification
criminal convictions (adult and juvenile) in U.S. and child abuse/neglect in Utah	Child Care Licensing database, Utah Criminal Justice Information System, Utah Court Exchange database, Federal Bureau of Investigation, Utah Juvenile Court Records, and Licensing Information System	\$18,700	\$62,500	11,000	employees in licensed child care facilities checked annually	Yes	Child Care Licensing Program
criminal convictions in U.S. (adult and juvenile)	Utah Criminal Justice Information System and Federal Bureau of Investigation	\$0	\$64,000	5,000	emergency medical technician applicants and every two years for current workers	Yes	Emergency Medical Services

What Checking ¹	System(s) Used ²	General/ Education Fund FY 2013	Total Funds FY 2013	Quantity FY 2013	Who	Appeal ³ Process?	Program
criminal convictions and child abuse/neglect in U.S.	all states' child abuse/neglect registries, Utah Criminal Justice Information System, and Federal Bureau of Investigation	\$104,100	\$144,100	4,500	foster homes	Yes	Child and Family Services
criminal convictions in Utah	Utah Criminal Justice Information System	Human Services: "minimal"	Human Services: "minimal"	1,000	new employees volunteers with checks every year	Yes	Juvenile Justice Services
criminal convictions in U.S.	Utah Criminal Justice Information System and Federal Bureau of Investigation	\$48,400	\$67,200	1,000	preliminary emergency kinship placements for unlicensed families of child in foster care	Yes	Child and Family Services
criminal convictions in U.S. and protective services findings (adult and juvenile), revoked professional license, excluded individuals on Office of Inspector General list	Direct Access Clearance System (criminal records, Division of Occupational and Professional Licensing, federal (CMS) excluded individuals list, and Nurse Aid Registry), Adult Protective Services, and Child Protective Services	\$8,800	\$29,500	500	employees (daily, automatic check for changes in criminal record)	No	Developmental Center
criminal convictions in U.S.	Utah Criminal Justice Information System, Driver's License records, Utah Criminal History Inquiry, National Crime Information Center, Federal Bureau of Investigation, and Statewide Warrants	\$200	\$400	300	new employees and checks every 2 years	Yes	Office of Recovery Services

What Checking ¹	System(s) Used ²	General/ Education Fund FY 2013	Total Funds FY 2013	Quantity FY 2013	Who	Appeal ³ Process?	Program
criminal convictions in U.S.	Utah Criminal Justice Information System, Western States, and Federal Bureau of Investigation	\$1,500	\$7,000	140	new employees	No	Utah State Office of Rehabilitation
criminal convictions in Utah	Utah Criminal Justice Information System	\$500	\$500	10	new employees	Yes	Aging and Adult Services
Total		\$737,500	\$1,727,600	85,450			

(1) In some cases only checking juvenile convictions for certain applicants.

(2) In some cases the Federal Bureau of Investigation is only used for certain qualifying applicants.

(3) Only some criminal convictions can be appealed.

What do Public and Higher Education do for Their Background Checks?

Public Education - all licensed educators are checked against (1) Utah Criminal Justice Information System and (2) Federal Bureau of Investigation.

Utah Valley University - check (1) county criminal records and (2) Utah's Sex and Kidnap Offender Registry.

Southern Utah University - county and national criminal background check.

Snow College - county and national criminal background check.

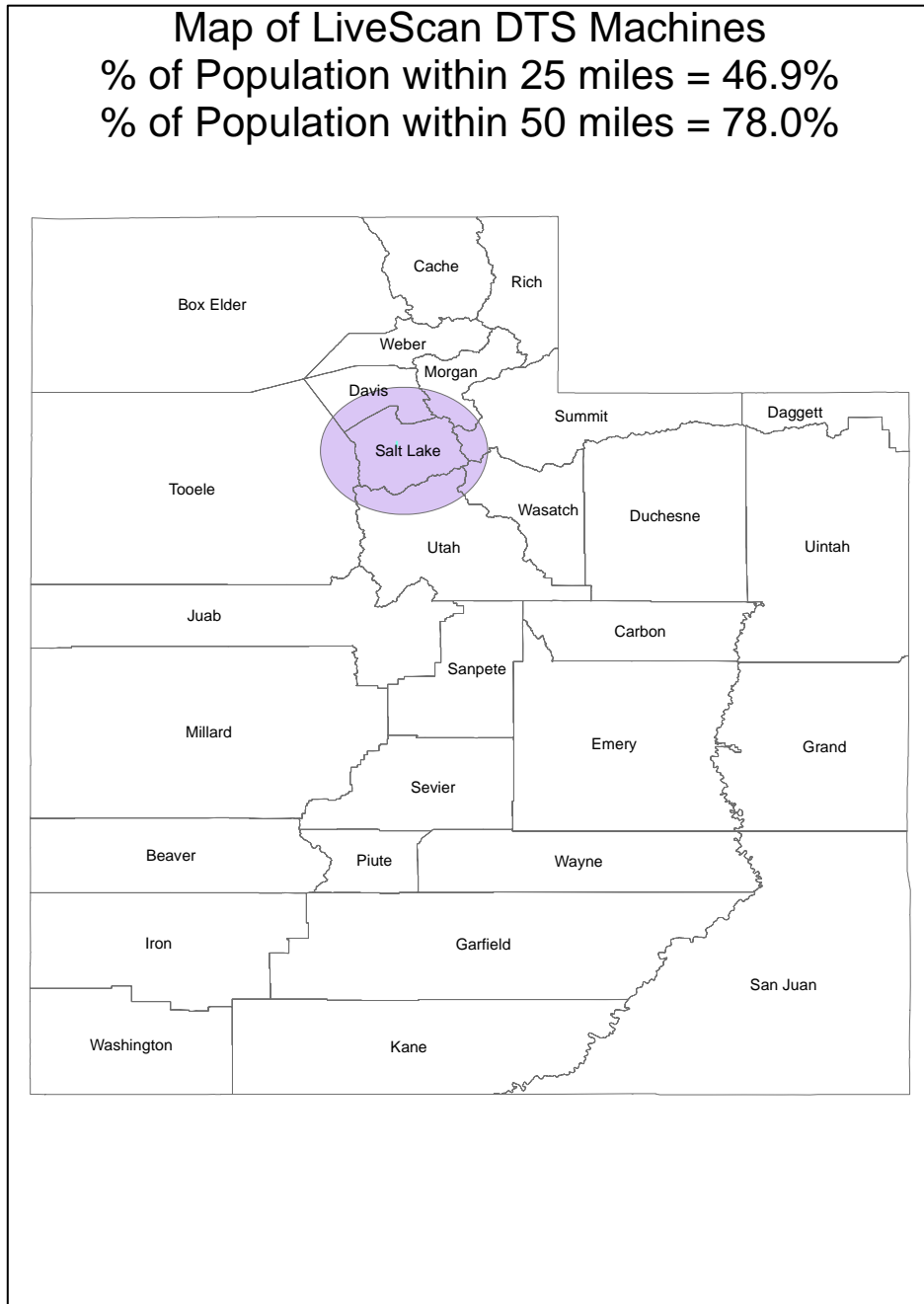
University of Utah - "Types of checks may include (but are not limited to) domestic criminal, international criminal, sex offender database search, employment verification, education verification, motor vehicle report, professional license verification, FACIS, credit report, and professional references."

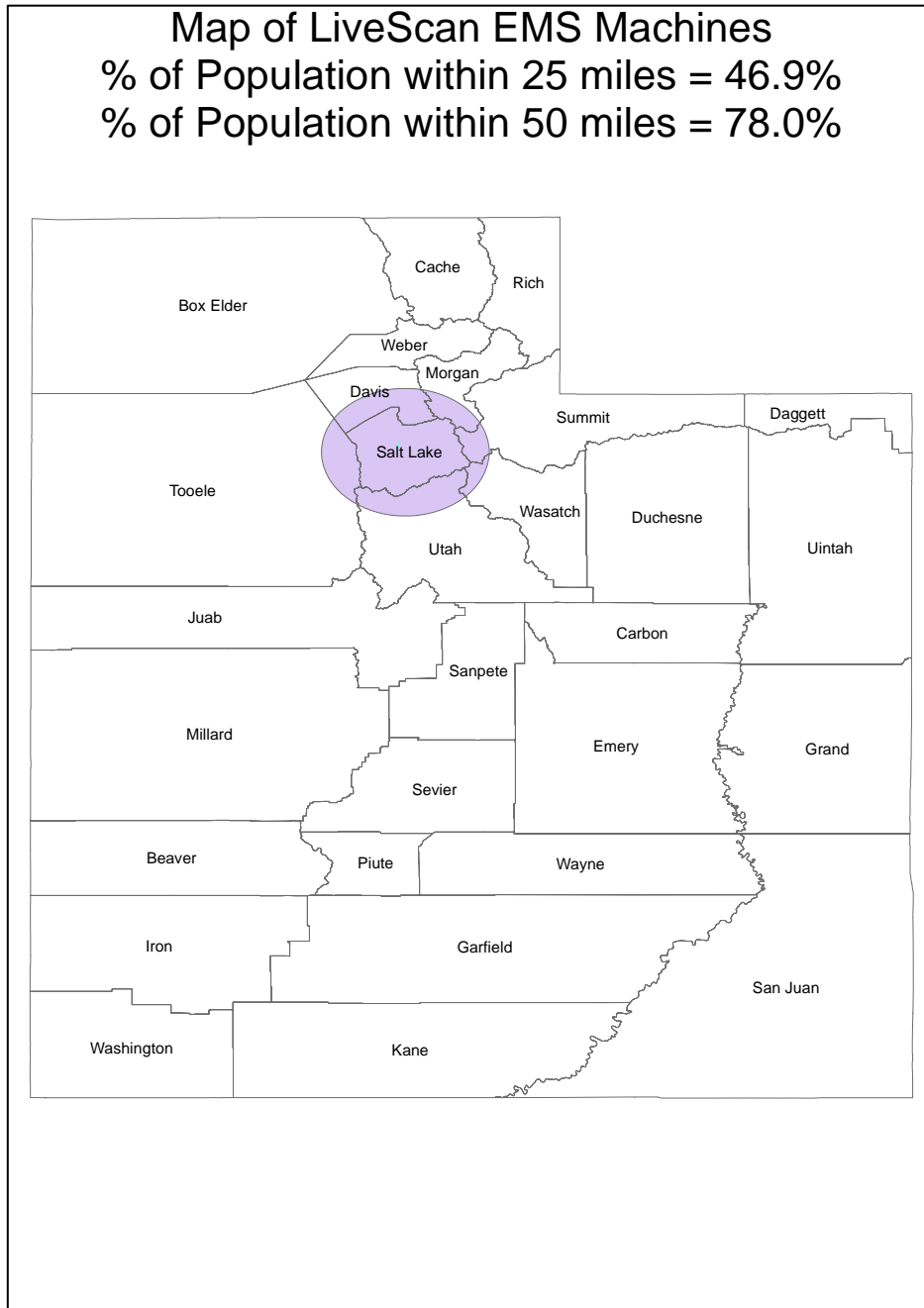
Utah State University - county and national criminal background check.

Salt Lake Community College - "'Enhanced Nationwide Search' which consists of data obtained from the state based department of corrections, administrative office of the courts, bureau of criminal apprehension, office of foreign assets control, registered sex offenders and/or the department of criminal justice records, various county criminal records and data from other applicable government agencies where available. This covers the federal, state, and county records."

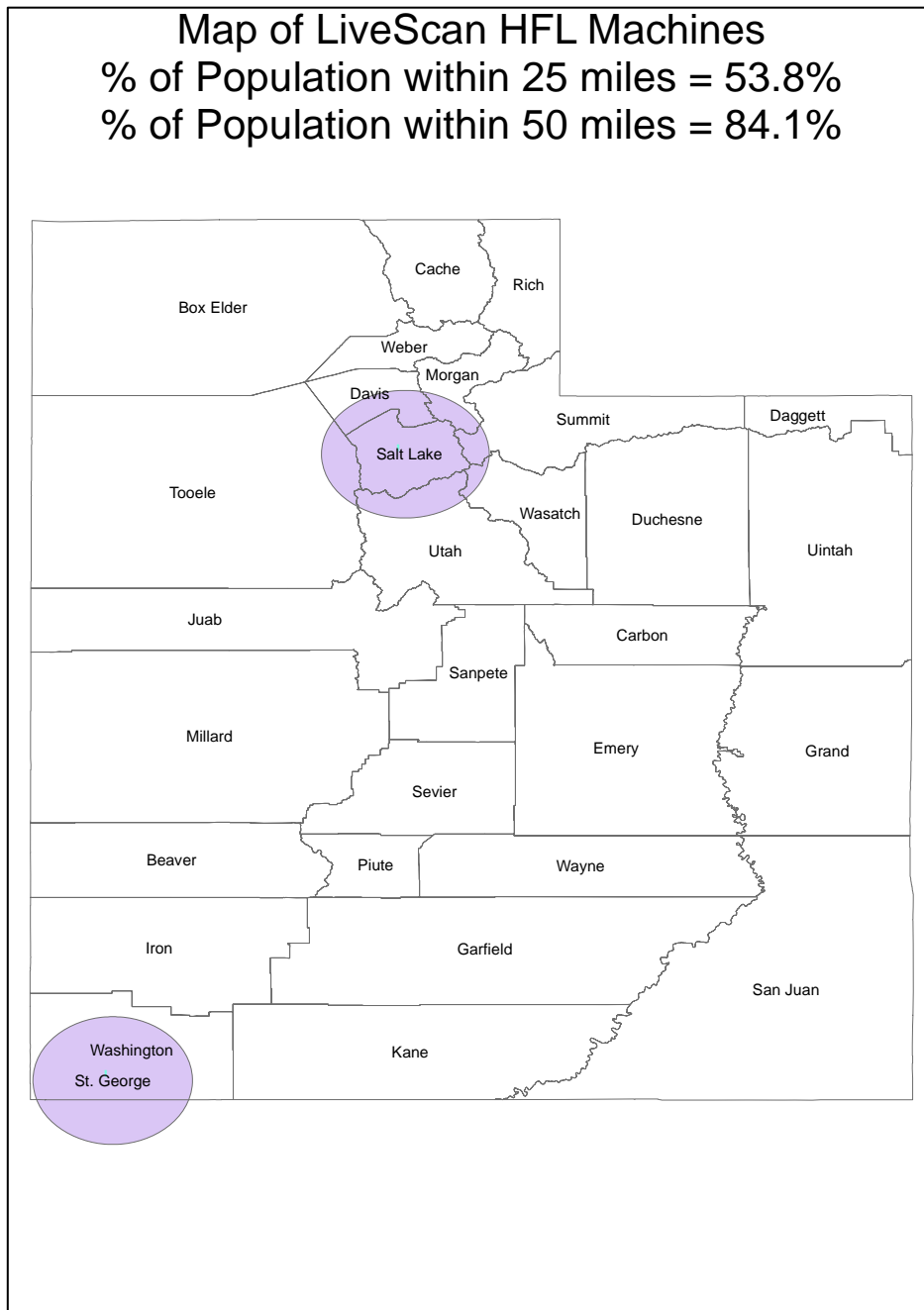
Dixie State University - criminal background checks, sex offender, and motor vehicles.

Weber State University - (1) Utah Criminal Justice Information System and (2) Federal Bureau of Investigation.

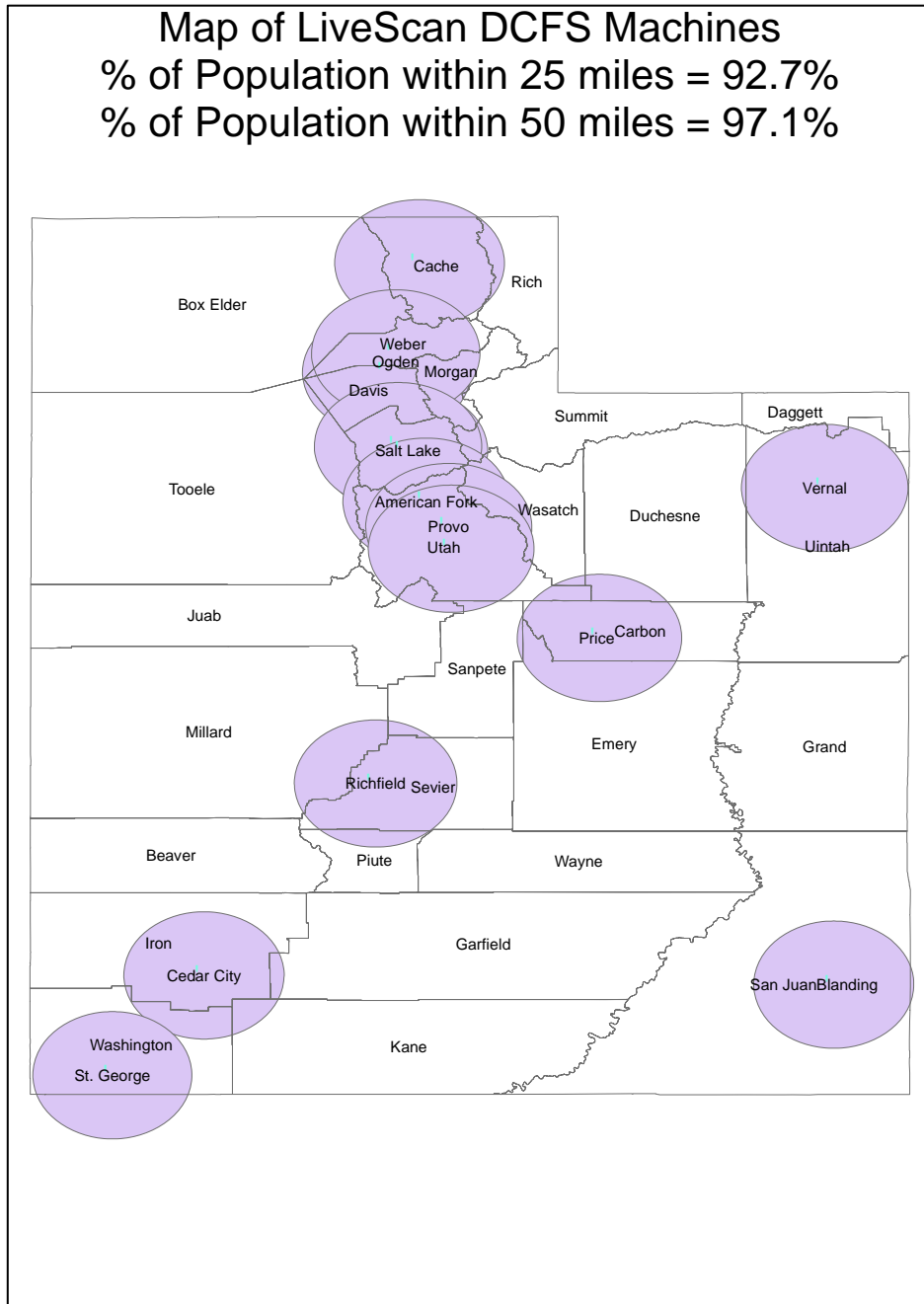




Summary of Report on Possible Consolidation of Background Check Systems

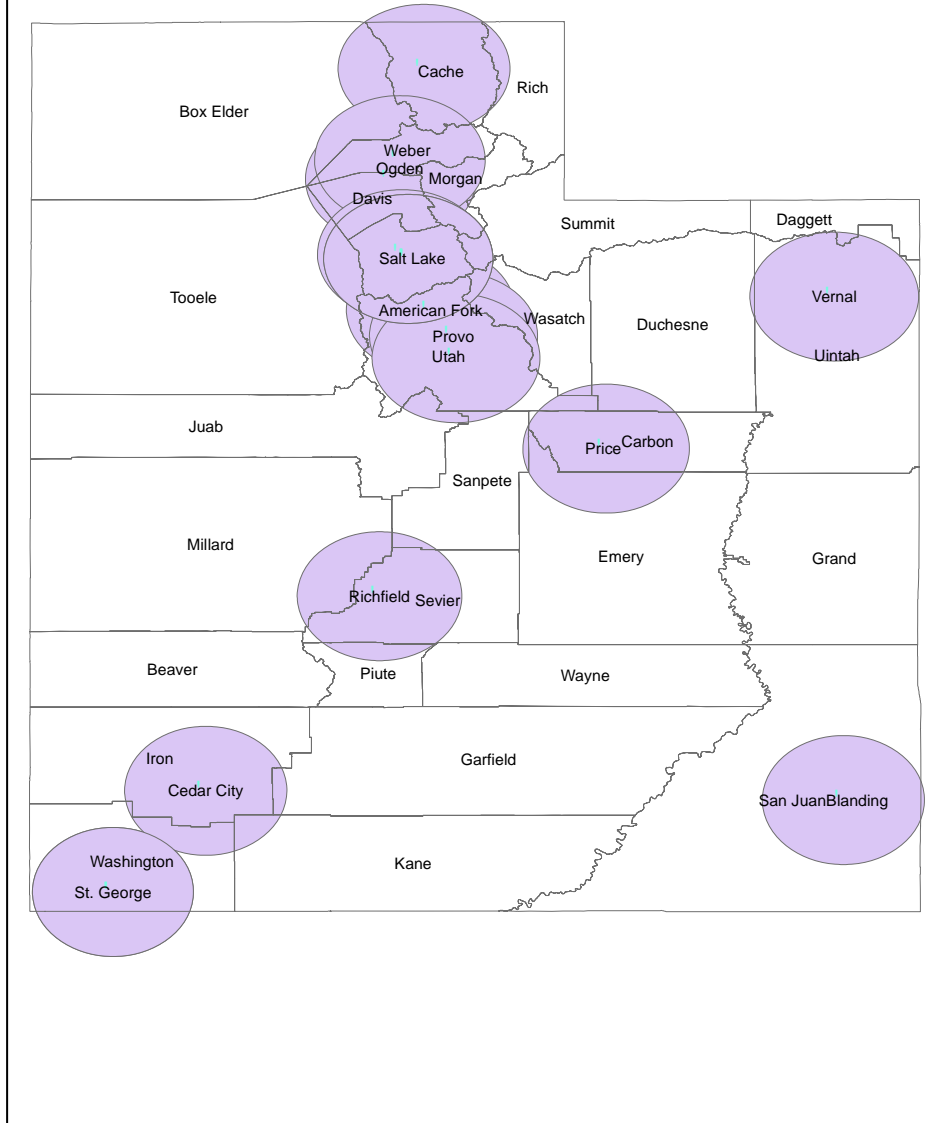


Summary of Report on Possible Consolidation of Background Check Systems



Summary of Report on Possible Consolidation of Background Check Systems

Map #1: LiveScan - DCFS, DTS, EMS, HFL
% of Population within 25 miles = 92.7%
% of Population within 50 miles = 97.1%

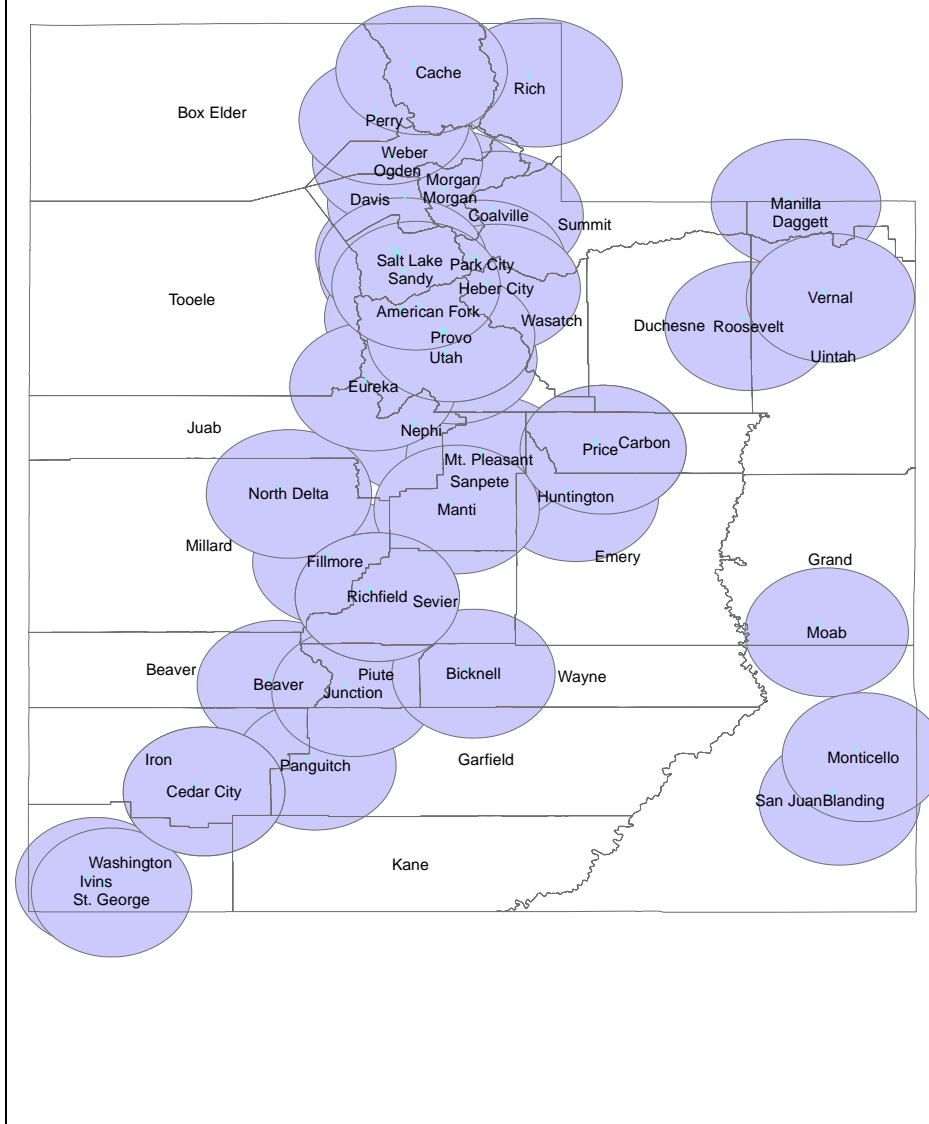


Summary of Report on Possible Consolidation of Background Check Systems

Map #2: LiveScan - All Others (Mostly Schools)

% of Population within 25 miles = 96.6%

% of Population within 50 miles = 97.7%



Map #3: LiveScan - All Others (Mostly Schools)
 in addition to DCFS, DTS, EMS, and HFL
 % of Population within 25 miles = 96.6%
 % of Population within 50 miles = 97.7%

