



Utah Department of
Heritage & Arts

FY2015

INTERIM
PRESENTATION



VISION STATEMENT

UTAH'S ECONOMY AND QUALITY OF LIFE ARE ELEVATED BY ITS HERITAGE, ARTS AND CULTURE.

MISSION STATEMENT

PRESERVE AND PROMOTE HERITAGE, ARTS, COMMUNITY DEVELOPMENT, CULTURAL RESOURCES, AND UNDERSTANDING.

OUR STRATEGIC PILLARS



COLLABORATION
EDUCATION
STEWARDSHIP
INNOVATION



DIGITIZATION

- Digitized over 22,000 historic photographs from the Division of State History's collections. This included the entirety of historically significant collections from Salt Lake Tribune photographers Ray King and Tim Kelly, and 3,000 fragile acetate negatives from the popular Shipler Commercial Photographers collection.



DIGITIZATION

- Digitized 6,900 pages of the remaining historic newspaper titles in the Division of State History's collection. All titles in the State's collection are now digitized and available online.
- Implemented a pilot program to partner with public libraries to digitize historic community newspapers. Leveraging an existing grant review process at the Utah State Library, DHA partnered with the Springville City Library and Park City Library to digitize over 20,000 pages of the Springville Herald and Park Record.



DIGITIZATION

ARCHAEOLOGICAL SITE RECORDS:

- Digitized 220,000 pages of archeological site records from 19 counties. The entire archeological site records archive from all 29 counties (over one million pages in total) will be digitized by the end of calendar year 2015 – nearly two years ahead of schedule.





Utah Division of State History

- The Historic Preservation Tax Credit program had 83 development projects approved, resulting the highest level of private expenditures in the program's history – that's \$25.6 million reinvested in Utah's economy instead of going to Washington, D.C.
- State History signed four programmatic agreements to expedite effective power transmission maintenance, pass-through federal dollars to Utah's farmers and ranchers, and the streamlining of small BLM projects.



UTAH
NATIONAL
HISTORY DAY

36%

Student participation in Utah History Day has increased 36% since State History began managing the program in 2013



\$718M

Heritage tourism in Utah draws in over \$718 million into the state each year.*

*Profits Through Preservation study, Utah Heritage Foundation.



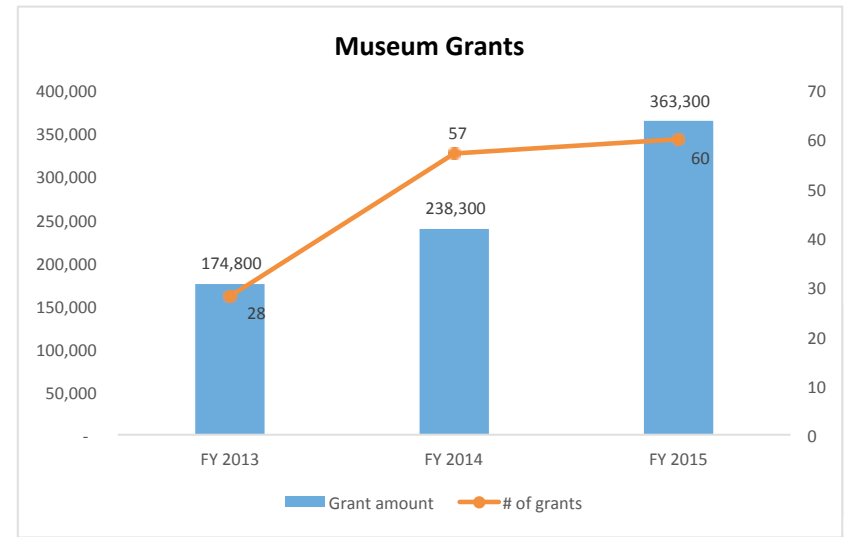
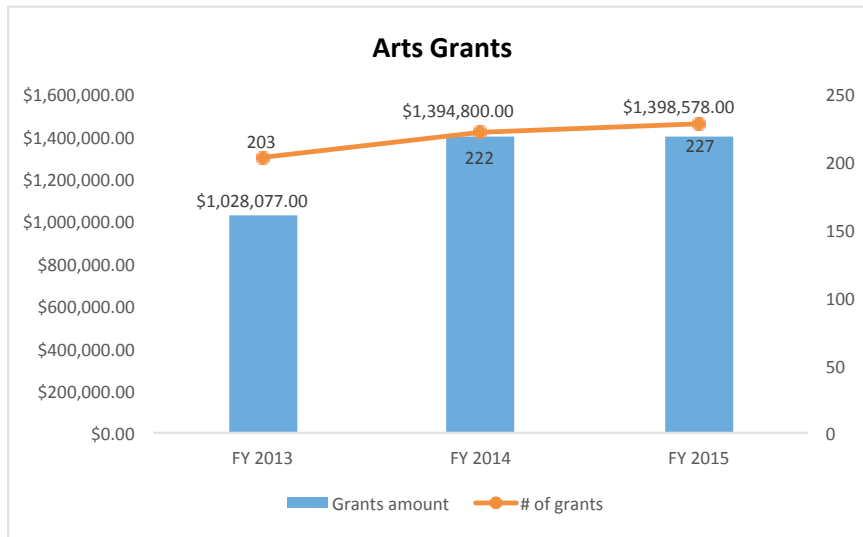
Utah Division of **Arts & Museums**

- With financial support from the department and turnover savings, Arts & Museums was able to restore the museums specialist and folk arts specialist positions after many years of these communities being underserved.
- The Chase Home Museum of Folk Art saw a 20 percent increase in attendance in FY 2015. Museum staff updated exhibits with new artworks and have partnered with folk artists and the Tracy Aviary to bring in more visitors.





Utah Division of Arts & Museums





Utah Division of Arts & Museums



185%

The Arts in Education program saw a 185% increase in teachers participating in professional development training. That amounts to over 57,000 hours of professional training.¹

1. Division of Arts & Museums 2015 Annual Report



\$168M

Utah generates \$168 million in cultural nonprofit revenues.²

2. Utah Creative Vitality Index 2013



Utah State Library Division

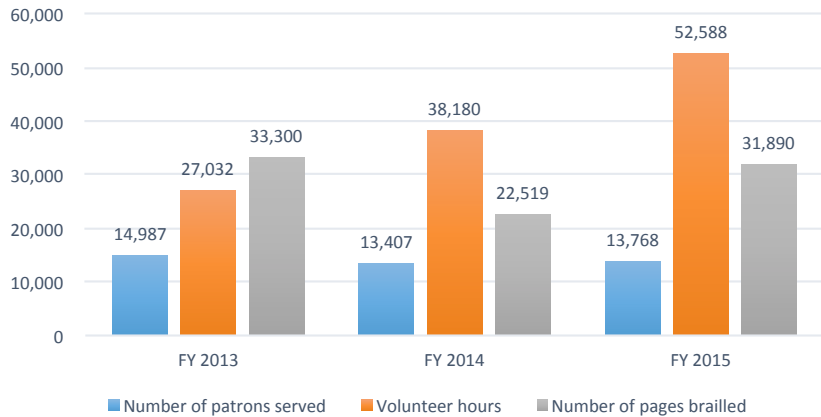
- 57 Utah public libraries received CLEF grants totaling \$564,814. Those grant recipients then leveraged local funding totaling over \$8.4 million for libraries.
- Utah's Bookmobiles circulated 417,560 items to over 29,000 rural patrons.



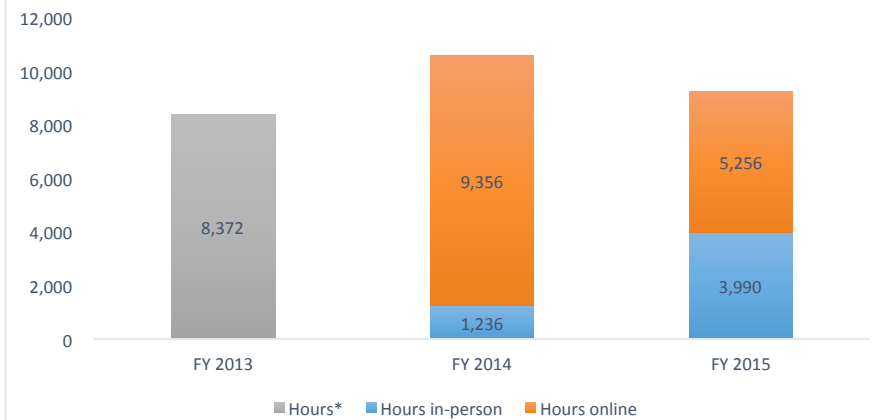


Utah State Library Division

Library for the Blind and Disabled



Training Hours






Utah State Library Division



17.9M

More people visit Utah public libraries each year than there are outbound passengers at Salt Lake City International Airport. That totals 17.9 million patrons. ¹



2/3

Two out of three Utahns have a library card. That's nearly 2 million people. ²

1. FY2013 Library Visits = 17,873,763 – Source: FY2013 Statistical Report of Public Library Services. Utah Dataset.

Total Passengers Enplaned 10,102,643 – Source: SALT LAKE CITY INTERNATIONAL AIRPORT, SUMMARY STATISTICS 2013

2. FY2013 Statistical Annual Report of Public Library Services. Utah Dataset. Utah State Library Division. July 1, 2014. Data element #503



Utah Office of **Multicultural Affairs**

In October 2014, over 1,700 students attended the Multicultural Youth Leadership Summit at the Salt Palace Convention Center. Attendance exceeded expected totals. From the first summit in April 2013, MCA has seen a 240% increase.



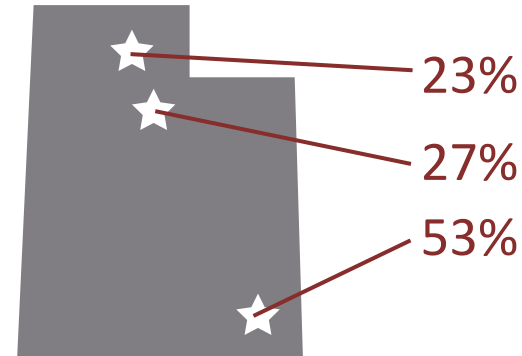


Utah Office of Multicultural Affairs



27%

In 2014, nearly 27% of Utah preschoolers were ethnic minorities¹



TOP 3

San Juan (53%), Salt Lake (27%), and Weber (23%) Counties have the three largest shares of minorities in the state.²

1. Source: U.S. Census Bureau, Population Division. Annual Estimates of the Resident Population by Sex, Age, Race, and Hispanic Origin for the United States and States: April 1, 2010 to July 1, 2014.

2. Source: Utah Community Data Project. Population Change by Race and Ethnicity: 2010-2014.



Utah Division of Indian Affairs

- Support for the Governor's Native American Summit remains strong among Utah's Tribal communities. Over 400 people attend the Summit every year, making it one of the largest statewide Native American summits in the country.
- UDIA worked to support the passage of HB 33, American Indian/Alaska Native Education Amendments, sponsored by Rep. Jack Draxler and Sen. Kevin Van Tassell, which will lead to the creation of a first-ever statewide plan to improve Native educational outcomes.
- UDIA worked closely with UTA to facilitate meetings with Tribal Leaders, Utah Open Lands, and the Division of Forestry, Fire and State Lands on the design of the Galena monument, which was dedicated on March 27, 2015, in Riverton.





Utah Division of Indian Affairs



↑ 10%

The graduation rate among Native American students increased 10% to 65% over the past 10 years.¹



60K

There are approximately 60,000 Native Americans living in Utah.² About 46% of Utah's Native American population lives along the Wasatch Front³, with the remainder living on or near tribal lands.

1. Utah State Office of Education, 2014 Cohort Graduation and Dropout Rate Report.

2. US Census Bureau, Annual Estimates of the Resident Population by Sex, Age, Race Alone or in Combination, 2014 Population Estimates, Table PEPA SR5H.

3. US Census Bureau, 2009-2013 ACS 5-Year Estimates, Table B02010.

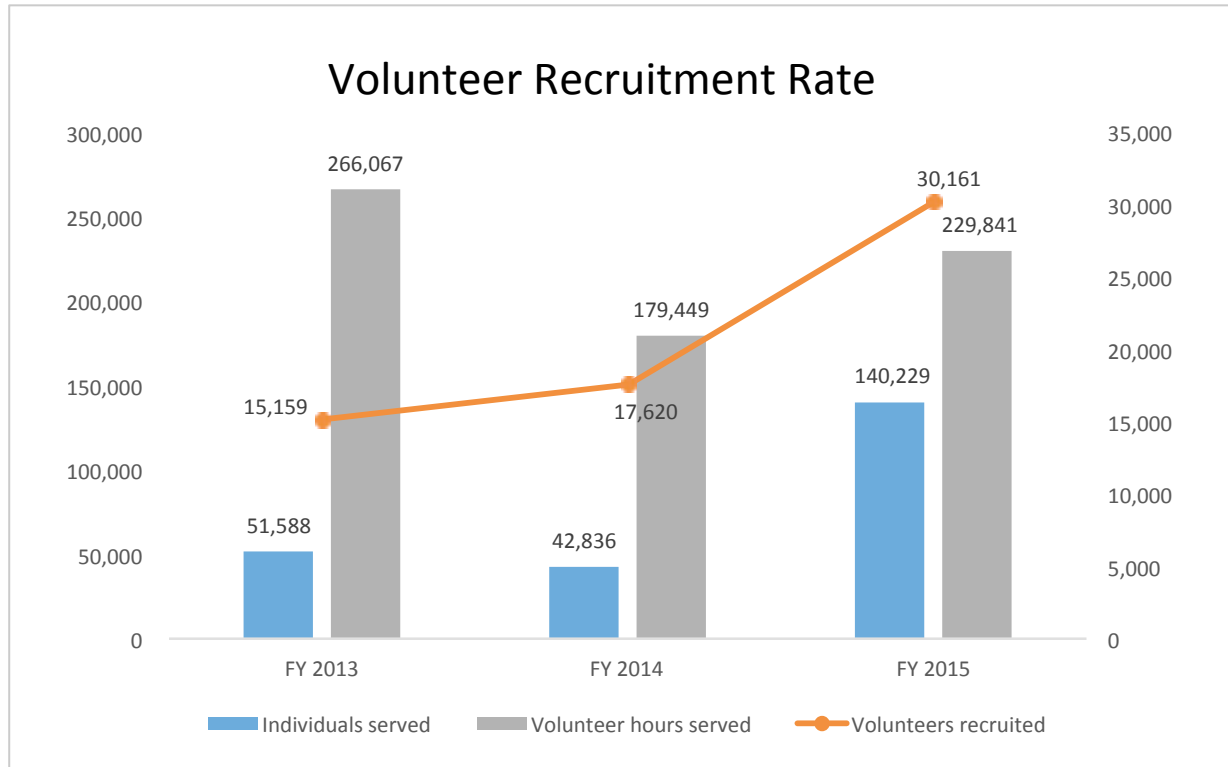
- In 2015, UServe managed 10 AmeriCorps programs across the state with 1,175 AmeriCorps members. These AmeriCorps members served nearly 740,000 hours, and mobilized more than 16,000 volunteers who gave over 200,000 hours of service worth an estimated value of over \$4.5 million
- Through sponsored National Service Days, such as the 9/11 Day of Service and Remembrance, and Martin Luther King Jr. Day of Service, 10,610 volunteers contributed over 29,000 service hours across the state.





U Serve Utah


Utah Commission on Service & Volunteerism





U Serve Utah

Utah Commission on Service & Volunteerism



#1

Utah has ranked #1 in the Nation for volunteering for the past nine years.¹

155M

On average, Utah's 930,000 volunteers dedicate over 155 million hours of service annually, which is equivalent to 85,144 full-time employees.²

1. Volunteering and Civic Life in America Report, Corporation for National & Community Service.

2. The Health Benefits of Volunteering, Corporation for National & Community Service.



THANK YOU