

rethink  
**EDUCATION**

**UTAH COLLEGE OF APPLIED TECHNOLOGY**

ANNUAL OCTOBER REPORT 2015

# GOVERNOR'S MESSAGE



Utah College of Applied Technology (UCAT) has emerged as a significant player in helping prepare a skilled labor force in our state. Its eight regional Applied Technology Colleges collaborate with an ever-increasing number of employers—a total of nearly 1,500 this year—to provide students with skills that align with the demand of the marketplace, so companies are able to hire employees who propel them and our economy forward.

My administration's goal is for 66 percent of Utah adults, aged 20 to 65, to attain a professional certificate or degree by the year 2020. UCAT has responded to this challenge enthusiastically by expanding its offering of vocational and technical certification programs and graduating more students than ever before.

Utah is one of only three states in our country that are on target to achieve the goal of 66 percent by 2020. With the important contributions of the Utah College of Applied Technology, we are making excellent progress and building a robust education system that responds to and meets the needs of our community now and in the future.

Sincerely,

Gary R. Herbert, Governor  
State of Utah



# TABLE OF CONTENTS

The UCAT Team.....	3	Membership Hour History.....	15
Building a Skilled Workforce .....	7	Student Headcount History .....	16
Program Accreditation Standards.....	9	Completion History .....	17
UCAT Certificates 2011-2020.....	10	Employer Committees Advising Programs .....	18
High School Access .....	10	Custom Fit Program.....	23
Capital Facility Priorities.....	11	UCAT Campuses & Student Success Stories.....	26
UCAT Campus Certificates.....	13		

## THE MISSION

**The mission of the Utah College of Applied Technology (UCAT) is to meet the needs of Utah's employers for technically-skilled workers and to promote local and statewide economic development by providing market-driven technical education to secondary and adult students.**

# THE UCAT TEAM



The Utah College of Applied Technology (UCAT) has completed a banner year for students, employers and Utah's economy. UCAT continues to lead out as a catalyst for a growing economy by providing highly-skilled technical employees to meet the demands for growing and developing industries throughout the state.

As I look forward to a new chapter in my life, I can look back with pride at the strides we have made in bringing technical education to the forefront. Many thanks to outstanding leaders and employees that are UCAT. I have been proud to rub shoulders with everyone from campus staff to members of higher education and the Governor's office. Thank you for your continued support of UCAT.

Robert O. Brems, President  
Utah College of Applied Technology



UCAT Board of Trustees



We are pleased to present this annual report summarizing the progress of Fiscal Year 2015. You will find that it reflects the continued pursuit of excellence in providing technical education across the state. This report highlights leaders, outstanding employers, and students who exemplify the value of a trained and highly-skilled workforce.

On behalf of the UCAT Board of Trustees, It has been an honor to serve with Robert Brems. We will miss his dedication and leadership that he has so generously given to the UCAT system. We wish him the very best in his retirement.

Thomas E. Bingham, Chair  
Utah College of Applied Technology Board of Trustees

## UCAT Board of Trustees

**Thomas E. Bingham, Chair**  
*Tooele ATC*

**Michael J. Madsen, 1st Vice Chair**  
*Bridgerland ATC*

**Jim T. Evans, 2nd Vice Chair**  
*Mountainland ATC*

**Michael E. Jensen**  
*Davis ATC*

**Stephen W. Wade**  
*Dixie ATC*

**Steve R. Moore**  
*Ogden-Weber ATC*

**Jerry Taylor**  
*Southwest ATC*

**Mike Angus**  
*Uintah Basin ATC*

**Brian C. Florang**  
*Snow College*

**Richard R. Tranter**  
*Salt Lake Community College*

**Jim V. Olsen**  
*Business/Industry Employers*

**Dale M. Cox**  
*Union Apprenticeships*

**Brad V. Tanner**  
*Non-Union Apprenticeships*

**Val Hale**  
*Governor's Office of Economic Development*

**Barbara Corry**  
*State Board of Education*

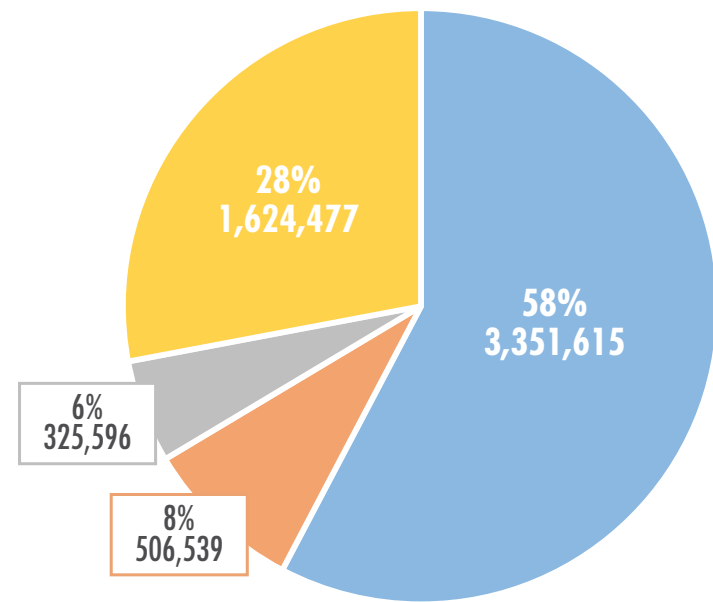
**Jessellie B. Anderson**  
*State Board of Regents*



The UCAT Team: faculty and staff from eight campuses at 2015 Professional Development Conference

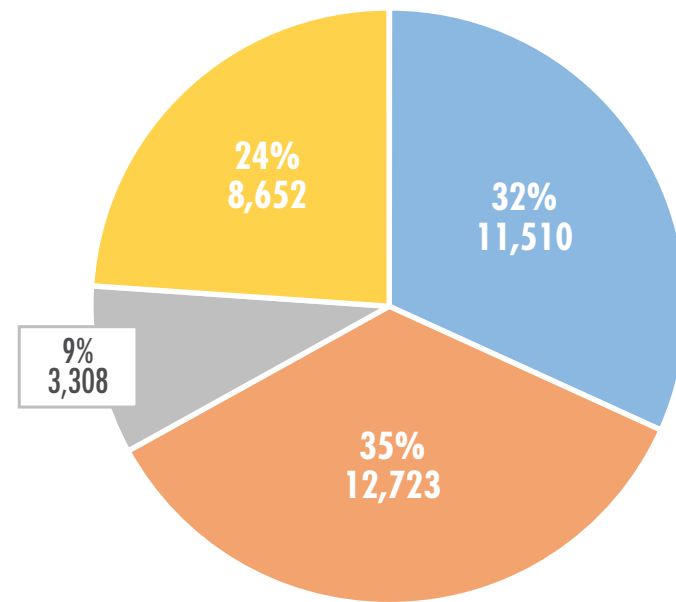
UCAT's mission to meet the needs of Utah's employers for technically-skilled workers is accomplished by preparing certificate-seeking students for entry-level employment, providing occupational upgrade training for those currently employed, and building career and technical skills for high school students.

## Membership Hours

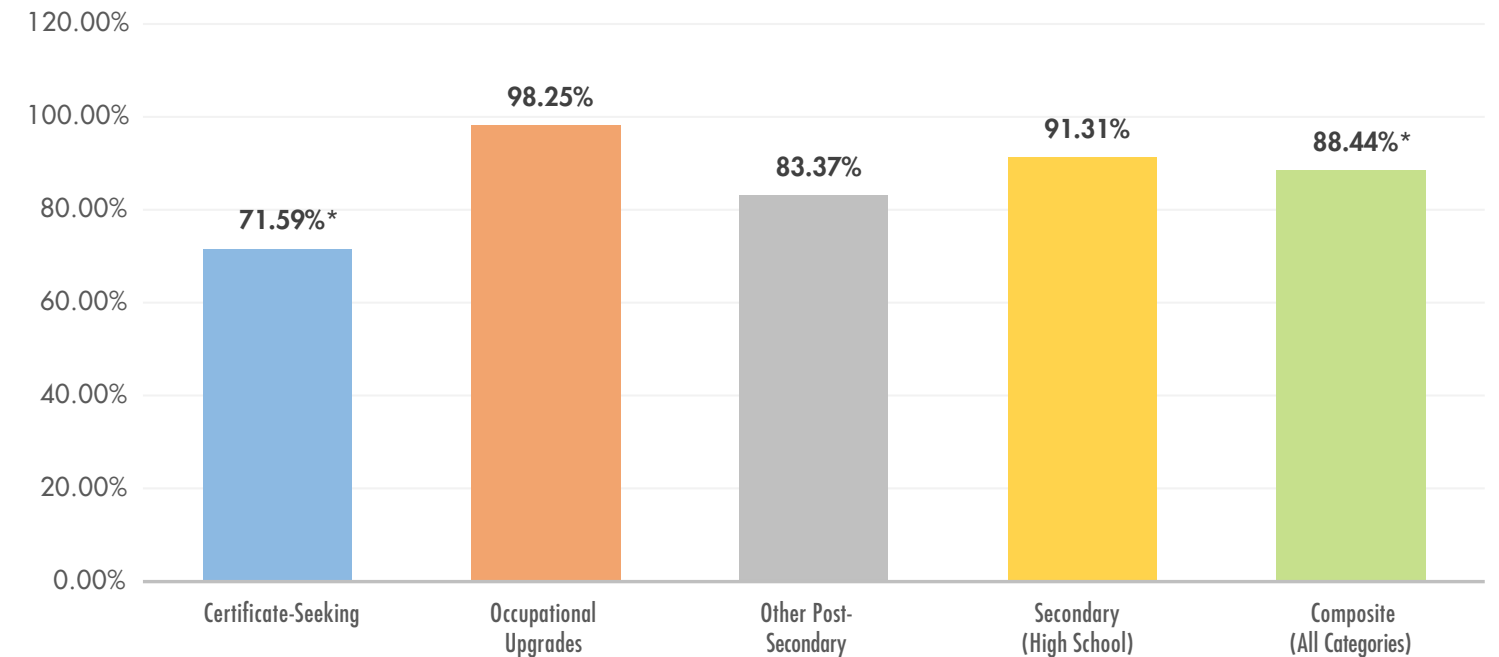


- Certificate-Seeking
- Occupational Upgrades
- Secondary (High School)
- Other Post-Secondary

## Student Headcount



## Student Completion Rates



\* Pre-final data as of fiscal year-end, pending final follow-up report of additional "early-hire" completers in December.

## Enrollment Objectives

**Certificate Seeking** — Received program certificate, or acquired sufficient competencies to become employed in a related field ("early-hire").

**Occupational Upgrade** — Completed course to upgrade job skills.

**High School** — Qualified for high school credit.

**Other Post-secondary** — Completed course.

The accredited certificate programs shown on pages 13-14 are approved under rigorous standards established by the Council on Occupational Education (COE), which accredits each campus. COE is a national accreditation agency authorized by the United States Department of Education which specializes in career and technical education institutions and programs.

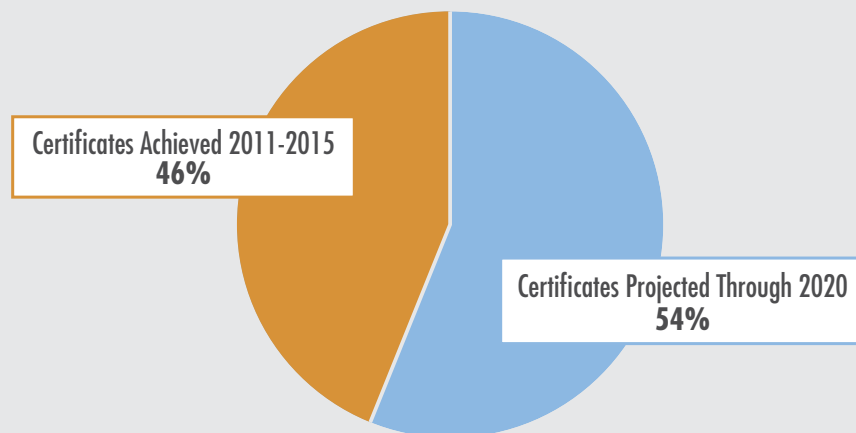
Each program must:

- » Meet documented needs of Utah employers for technically-skilled workers.
- » Have an active employer advisory committee (see page 18).
- » Meet national standards each year under COE reporting criteria for student completion (60%), placement in related employment (70%), and professional licensure (70%) where applicable.

## Certificates for Utah's 66% by 2020 Goal

Utah's "66% by 2020" goal was initiated by the Governor's Education Excellence Commission in 2011. It is supported by the Legislature and the business community's Prosperity 2020. It outlines the results that will be needed for 66% of working-age Utahns to have a post-secondary credential by the year 2020 in order to meet projected workforce demands.

The goal projects that 13% of Utahns will need a certificate, triple the number who held certificates in 2011. As needed additional resources are provided, UCAT's commitment to 94,046 total certificates from 2011 to 2020 will help Utah accomplish its goal.



Certificates Earned	FY15
BATC	862
DATC	1,646
DXATC	770
MATC	2,609
OWATC	1,240
SWATC	211
TATC	219
UBATC	782
<b>UCAT TOTAL</b>	<b>8,339</b>

Total includes two certificate categories:

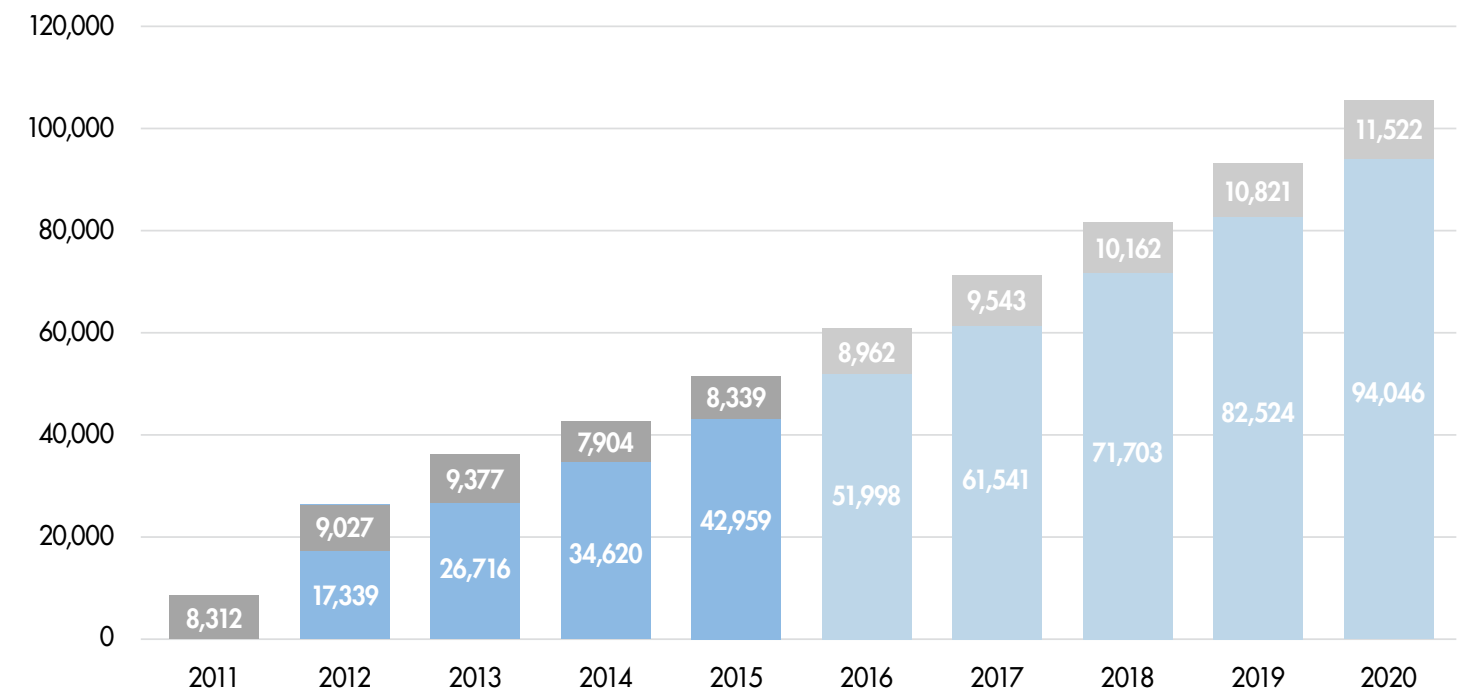
Program Certificates	7,582
Occupational Skills Certificates (60 hours or more)	757

*Program Certificate: credential within an accredited program documenting full preparation for entry into specified occupation.*

*Occupational Skills Certificate: non-accredited credential approved by a campus board of directors documenting competencies needed by employers. Only those 60 hours or longer are reported.*

■ Annual Awards      ■ Cumulative Total

*Lighter shaded areas represent projected totals.*



*Totals for 2015 to 2020 include Program Certificates, and Occupational Skills Certificates 60 hours or longer. For 2011 to 2014, totals include Program Certificates, and occupational upgrade students who completed 60+ hours within a board-approved program.*

# CAPITAL FACILITY PRIORITIES

Adequate facilities are essential to training the workforce in the skills necessary for Utah to be competitive. With assistance from industry, the legislature, and communities, UCAT campuses strive to have state-of-the-art buildings, labs, and equipment that meet the standards industry needs now and for the future. This page highlights UCAT's top building priorities.



**Mountainland Applied Technology College, Thanksgiving Point Technology Building**

Project Cost — \$23,959,330      Square Footage — 80,000      O&M — \$616,800



**Bridgerland Applied Technology College, Health Science and Technology Building**

Project Cost — \$ 27,935,830      Square Footage — 91,500      O&M — \$705,500

# CAPITAL FACILITY PRIORITIES



**Davis Applied Technology College, Allied Health Building**

Project Cost — \$ 25,463,974      Square Footage — 85,000      O&M — \$655,350



**Ogden-Weber Applied Technology College, Business Depot Ogden Build-Out**

Project Cost — \$6,340,440      Square Footage — 43,605      O&M — \$336,195

# UCAT CAMPUS CERTIFICATES

Number of program certificates at each campus (lengths shown in parentheses)\*

PROGRAM AREA (with CIP codes)	BATC	DATC	DXATC	MATC	OWATC	SWATC	TATC	UBATC
<b>BUSINESS TECHNOLOGY PROGRAMS</b>								
Accounting Technician (520302, 520401)	1 (1200)		1 (668)	2 (150-1120)		1 (930)	1 (1020)	2 (480-720)
Business Technology (520401, 520701)	2 (900-1200)	2 (675-1150)	5 (668-1350)	3 (605-1070)	1 (1160)	4 (630-1200)	5 (240-1260)	3 (450-900)
Real Estate Pre-Licensure (521501)	2 (120)				1 (120)			
Retail Sales & Fashion Merchandising (591902)	3 (120-1050)							
<b>COMPUTER TECHNOLOGY PROGRAMS</b>								
Information Technology (110101, 110201, 470104)	1 (1200)	2 (600-1200)	6 (150-1200)	9 (120-1170)	1 (1335)	1 (930)	4 (410-1210)	
Media/Design Technology (110801)	2 (900-1500)	2 (480-1200)	1 (600)	3 (600-1230)	1 (1155)	4 (930-1350)		
Programming/Software Dev. (110101, 110201)			2 (200-600)	1 (903)	2 (60-1335)	1 (660)		
Web & Mobile Development (110101, 110201, 110801, 520208)	1 (1200)		2 (600)		1 (1335)	1 (600)		
<b>CONSTRUCTION TRADES PROGRAMS</b>								
Cabinetmaking (480703)	1 (900)							
Carpentry (460201)	1 (960)			3 (320-324)	2 (30-220)			2 (590-600)
Electrician Apprentice (460302)	1 (720)	1 (720)	1 (720)	1 (720)	6 (8-900)			
Heating, Ventilation & AC Service (470201)	1 (720)	1 (720)	7 (150-900)	1 (360)	2 (18-740)			
Plumbing Apprentice (460503)	1 (720)	1 (720)	1 (720)	1 (720)	1 (810)			
Sign Fabricator Apprentice (460503)	1 (720)							
<b>HEALTH CARE PROFESSIONS PROGRAMS</b>								
Certified Nursing Asst/Medication Aide (513902)	1 (100)	1 (108)	1 (100)	2 (100-135)	1 (110)	1 (120)	1 (128)	1 (100)
Dental Assisting (510601)	1 (1350)	2 (450-1200)		2 (750-900)	1 (1425)			
Dental Office (510601)				1 (150)				
Emergency Medical Technician (510801, 510904)	2 (90-140)	2 (142-144)	2 (140)	3 (135-360)		2 (166-214)		
Medical Assisting (510801)	1 (1200)	1 (1500)	1 (1049)	1 (900)	3 (90-1545)	2 (960-1410)	1 (915)	1 (940)
Medical Coding (510707, 510713)	1 (480)		1 (900)	2 (645-1100)	2 (30-1040)	1 (750)	1 (630)	
Medical Office Admin/Health Information (510709, 510716, 510801)	1 (390)	1 (990)	1 (510)	1 (630)	1 (910)	2 (600-910)		
Medical Office Laboratory Technician (510802)							1 (335)	
Paramedic (510904)			1 (1600)					
Pharmacy Technician (510805)	1 (360)	1 (780)	1 (600)	1 (600)	1 (600)			1 (360)
Phlebotomist (511009)	1 (60)		1 (60)	1 (60)		1 (100)	1 (275)	

PROGRAM AREA (with CIP codes)	BATC	DATC	DXATC	MATC	OWATC	SWATC	TATC	UBATC
Practical Nursing (513901)	1 (1500)	1 (900)		2 (24-900)	1 (930)			1 (900)
Surgical Technology (510909)		1 (1685)		1 (1685)				
Veterinarian Assistant (510808)	1 (600)							
<b>INDUSTRIAL TRADES PROGRAMS</b>								
Composite Materials/Injection Mold/NDI (141801, 150702, 411801, 470303)	2 (300-900)	1 (705)		3 (90-665)	4 (12-900)			
Drafting/CAD (151302)	5 (900-1500)	4 (390-1035)	6 (330-1200)		2 (30-1315)			1 (750)
Electronics (470105)	4 (600-1500)				1 (280)			
Energy/Petroleum (150903)								4 (30-900)
Industrial Automation & Mtc/Robotics (150613, 470303)	9 (300-1500)	2 (720-900)	6 (180-900)		2 (40-1240)	1 (630)	1 (960)	
Machinist/CNC (480501)	3 (720-1440)	2 (690-1260)	6 (180-900)		2 (630-990)	5 (30-1575)		1 (900)
Manufacturing Operations (150613)			9 (90-900)					
Sheet Metal Fabricator (480506)					3 (160-998)			
Welding/Fitting (480508, 480511)	2 (330-960)	4 (225-1200)		14 (30-1140)	4 (30-1695)	2 (990-1410)	3 (265-1125)	2 (600-990)
<b>SERVICE PROFESSIONS PROGRAMS</b>								
Cosmetology/Cosm. Instructor (120401, 120403)	3 (1000-2000)	1 (1600)		4 (25-1600)	1 (1600)		2 (1000-1600)	
Barbering (120401, 120402)					1 (1000)		1 (1000)	
Esthetician/Instructor (120409)	4 (300-1200)	2 (600-1299)						
Nail Technician/Instructor (120401, 120403)	2 (150-300)	1 (300)		1 (300)	1 (300)		2 (300)	
Culinary Arts (120505)	2 (900-1620)	1 (1140)		2 (600-1200)	2 (950-1105)			1 (990)
Firefighter/Emergency Services (430203)	2 (530-860)	3 (76-335)						
Interior Design (500408)	2 (900-1200)							
Law Enforcement (430107)	3 (185-330)							
Meat Cutting (Professional Retail) (120506)	1 (900)							
<b>TRANSPORTATION PROGRAMS</b>								
Auto Collision Repair (470603)	1 (1230)							
Automotive Technician & Small Engine (470604, 470606)	1 (1440)	12 (60-1200)	1 (1400)	12 (16-630)	1 (1020)	1 (1444)		1 (990)
CDL Commercial Drivers License (490205)	1 (300)		1 (200)	1 (160)		1 (240)	1 (240)	3 (122-420)
Diesel, Heavy Duty (470605)	1 (1110)	2 (510-1170)	15 (70-1400)	2 (60-600)			1 (1150)	1 (1050)
Heavy Equipment Operator (490202)	3 (300-900)				1 (480)			

\*Program lengths shown in # of hours expected to complete certificates. Certificates listed are postsecondary programs, are approved (or pending) by the Council on Occupational Education for campus accreditation, and are tracked for completion, placement, and licensure.



# MEMBERSHIP HOUR HISTORY

# STUDENT HEADCOUNT HISTORY

		FY11	FY12	FY13	FY14	FY15	FY14 to FY15 Growth	
BATC	High School	269,475	241,527	275,885	359,936	361,369	1,433	0.40%
	Adult	876,467	856,032	772,078	721,523	653,780	(67,743)	-9.39%
	Total	1,145,942	1,097,559	1,047,963	1,081,459	<b>1,015,149</b>	(66,311)	-6.13%
DATC	High School	263,040	219,937	206,592	229,301	251,798	22,497	9.81%
	Adult	1,445,298	1,314,258	1,197,770	1,093,240	1,165,779	72,539	6.64%
	Total	1,708,338	1,534,195	1,404,362	1,322,541	<b>1,417,577</b>	95,036	7.19%
DXATC	High School	49,489	42,283	34,638	46,539	53,081	6,542	14.06%
	Adult	222,336	225,640	219,188	261,847	304,060	42,213	16.12%
	Total	271,825	267,923	253,826	308,386	<b>357,141</b>	48,755	15.81%
MATC	High School	345,932	377,467	409,941	392,877	399,247	6,370	1.62%
	Adult	497,668	492,153	512,400	524,144	597,708	73,564	14.04%
	Total	843,600	869,620	922,341	917,021	<b>996,955</b>	79,934	8.72%
OWATC	High School	237,415	223,573	220,051	176,504	211,602	35,098	19.89%
	Adult	1,019,162	1,056,044	954,265	921,981	908,776	(13,205)	-1.43%
	Total	1,256,577	1,279,617	1,174,316	1,098,485	<b>1,120,378</b>	21,893	1.99%
SWATC	High School	94,121	80,286	74,595	87,177	91,687	4,510	5.17%
	Adult	202,904	217,300	168,280	144,525	132,240	(12,285)	-8.50%
	Total	297,025	297,586	242,875	231,702	<b>223,927</b>	(7,775)	-3.36%
TATC	High School	3,627	4,995	3,824	7,941	12,598	4,657	58.65%
	Adult	70,270	81,807	84,715	118,736	124,454	5,718	4.82%
	Total	73,897	86,802	88,539	126,677	<b>137,052</b>	10,375	8.19%
UBATC	High School	265,037	273,605	212,275	211,283	243,095	31,812	15.06%
	Adult	379,615	388,183	322,722	337,031	296,953	(40,078)	-11.89%
	Total	644,652	661,788	534,997	548,314	540,048	(8,266)	-1.51%

UCAT TOTALS	High School	1,528,136	1,463,673	1,437,801	1,511,558	1,624,477	112,919	7.47%
	Adult	4,713,720	4,631,417	4,231,418	4,123,027	4,183,750	60,723	1.47%
	Total	6,241,856	6,095,090	5,669,219	5,634,585	<b>5,808,226</b>	173,641	3.08%

		FY11	FY12	FY13	FY14	FY15	FY14 to FY15 Growth	
BATC	High School	1,957	1,686	1,737	1,722	1,779	57	3.31%
	Adult	5,151	4,891	4,253	3,860	3,527	(333)	-8.63%
	Total	7,108	6,577	5,990	5,582	<b>5,306</b>	(276)	-4.94%
DATC	High School	1,661	1,375	1,095	946	1,086	140	14.80%
	Adult	6,661	6,204	5,197	4,923	5,160	237	4.81%
	Total	8,322	7,579	6,292	5,869	<b>6,246</b>	377	6.42%
DXATC	High School	522	843	985	730	951	221	30.27%
	Adult	6,017	5,836	6,108	5,693	6,693	1,000	17.57%
	Total	6,539	6,679	7,093	6,423	<b>7,644</b>	1,221	19.01%
MATC	High School	1,284	1,349	1,422	1,284	1,259	(25)	-1.95%
	Adult	3,449	2,702	2,375	2,456	2,925	469	19.10%
	Total	4,733	4,051	3,797	3,740	<b>4,184</b>	444	11.87%
OWATC	High School	1,360	1,293	1,219	1,028	1,203	175	17.02%
	Adult	4,232	4,066	4,008	3,924	4,221	297	7.57%
	Total	5,592	5,359	5,227	4,952	<b>5,424</b>	472	9.53%
SWATC	High School	1,048	880	644	798	839	41	5.14%
	Adult	945	1,035	789	743	669	(74)	-9.96%
	Total	1,993	1,915	1,433	1,541	<b>1,508</b>	(33)	-2.14%
TATC	High School	26	31	30	44	86	42	95.45%
	Adult	424	413	401	563	555	(8)	-1.42%
	Total	450	444	431	607	<b>641</b>	34	5.60%
UBATC	High School	1,553	1,399	1,269	1,348	1,449	101	7.49%
	Adult	5,202	5,374	4,440	4,542	3,791	(751)	-16.53%
	Total	6,755	6,773	5,709	5,890	5,240	(650)	-11.04%

UCAT TOTALS	High School	9,411	8,856	8,401	7,900	8,652	752	9.52%
	Adult	32,081	30,521	27,571	26,704	27,541	837	3.13%
	Total	41,492	39,377	35,972	34,604	<b>36,193</b>	1,589	4.59%

# COMPLETION HISTORY

		FY14	FY15	FY14 to FY15 Growth
<b>BATC</b>	Certificate-seeking	79.16%	74.97%	-4.19%
	Occupational upgrade	94.35%	95.97%	1.62%
	Other post-secondary	91.93%	68.33%	-23.60%
	Secondary	84.89%	92.33%	7.44%
	<b>Total/Composite</b>	<b>88.55%</b>	<b>88.42%</b>	<b>-0.13%</b>
<b>DATC</b>	Certificate-seeking	64.43%	62.83%	-1.60%
	Occupational upgrade	87.91%	94.93%	7.02%
	Other post-secondary	90.75%	90.34%	-0.41%
	Secondary	93.32%	93.99%	0.67%
	<b>Total/Composite</b>	<b>80.09%</b>	<b>80.12%</b>	<b>0.03%</b>
<b>DXATC</b>	Certificate-seeking	68.06%	82.84%	14.78%
	Occupational upgrade	99.54%	99.77%	0.23%
	Other post-secondary	83.52%	78.22%	-5.30%
	Secondary	96.77%	94.63%	-2.14%
	<b>Total/Composite</b>	<b>98.24%</b>	<b>97.98%</b>	<b>-0.26%</b>
<b>MATC</b>	Certificate-seeking	81.17%	80.92%	-0.25%
	Occupational upgrade	85.99%	87.36%	1.37%
	Other post-secondary	93.30%	97.84%	4.54%
	Secondary	87.88%	92.54%	4.66%
	<b>Total/Composite</b>	<b>85.62%</b>	<b>87.58%</b>	<b>1.96%</b>
<b>OWATC</b>	Certificate-seeking	67.86%	67.85%	-0.01%
	Occupational upgrade	76.38%	94.97%	18.59%
	Other post-secondary	71.16%	77.05%	5.89%
	Secondary	76.34%	80.99%	4.65%
	<b>Total/Composite</b>	<b>70.88%</b>	<b>77.80%</b>	<b>6.92%</b>

# COMPLETION HISTORY

		FY14	FY15	FY14 to FY15 Growth
<b>SWATC</b>	Certificate-seeking	74.34%	67.27%	-7.07%
	Occupational upgrade	95.24%	98.11%	2.87%
	Other post-secondary	83.64%	85.42%	1.78%
	Secondary	91.85%	92.37%	0.52%
	<b>Total/Composite</b>	<b>86.51%</b>	<b>86.93%</b>	<b>0.42%</b>
<b>TATC</b>	Certificate-seeking	49.22%	58.39%	9.17%
	Occupational upgrade	76.47%	89.47%	13.00%
	Other post-secondary	63.11%	61.11%	-2.00%
	Secondary	68.57%	64.81%	-3.76%
	<b>Total/Composite</b>	<b>56.31%</b>	<b>62.38%</b>	<b>6.07%</b>
<b>UBATC</b>	Certificate-seeking	87.32%	82.11%	-5.21%
	Occupational upgrade	98.52%	99.49%	0.97%
	Other post-secondary	84.18%	44.69%	-39.49%
	Secondary	92.88%	93.51%	0.63%
	<b>Total/Composite</b>	<b>95.15%</b>	<b>93.55%</b>	<b>-1.60%</b>

<b>UCAT TOTALS</b>	Certificate-seeking	72.31%	71.59%	-0.72%
	Occupational upgrade	97.34%	98.25%	0.91%
	Other post-secondary	86.86%	83.37%	-3.49%
	Secondary	88.58%	91.31%	2.73%
	<b>Total/Composite</b>	<b>87.57%</b>	<b>88.44%</b>	<b>0.87%</b>

Pre-final data as of fiscal year-end, pending final follow-up report of additional "early-hire" completers in December.

# HIGH SCHOOL ACCESS

# EMPLOYER COMMITTEES ADVISING PROGRAMS

High School Participation	FY13	FY14	FY15	Growth	+ or -
Membership Hours	1,437,801	1,511,558	1,624,477	112,889	7.47%
Student Headcount	8,401	7,900	8,652	752	9.52%
Program Certificates	1,129	1,367	1,416	49	3.58%

SECONDARY STUDENTS	MEMBERSHIP HOURS	STUDENT HEADCOUNT
BATC	361,369	1,779
DATC	241,798	1,086
DXATC	53,081	951
MATC	399,247	1,259
OWATC	211,602	1,203
SWATC	91,687	839
TATC	12,598	86
UBATC	243,095	1,449



## Employers Have Impact on Success

UCAT ensures that program standards are met with an emphasis on high-demand, high-wage, and high-skills jobs in Utah's business and industry.

Employers play a vital role in UCAT's mission to provide market-driven technical education. Partnerships with ATCs and local employers ensure that every program is providing the most current and relevant curriculum, labs and equipment to students. Students leave job-ready because of the frequent interaction with employers who know the industry and technical skills needed to be successful in the job market.

Employers who serve on advisory committees hire UCAT students and often provide internships, equipment, assistance at campus events, and expertise to enhance new and current programs. Each campus has selected one outstanding member to highlight in this report.

Total Campus Program Certificates	428
Employer Advisory Committees	159
Employer Representatives	1,496



# STAR EMPLOYER ADVISORS



**Robert Ashby**

*Autonomous Solutions Inc.*  
*Bridgerland ATC*

Robert has served on the Electronic Engineering advisory committee and volunteered at Career Days by creating stimulating activities for students. In addition, his company, Autonomous Solutions, sponsored the Robotics Fair event on campus. His enthusiasm for education and student success is contagious and evident in his involvement outside of the regular scheduled meetings. His visionary presence infuses excitement, passion, and knowledge into the program.

# STAR EMPLOYER ADVISORS



**Sam Paget**

*Albertson's LLC*  
*Davis ATC*

Sam is an asset to his committee and program. Sam has served on DATC's employer advisory committee for Diesel/Heavy Duty Technology for over 10 years, and inspires students to excel in their careers. Sam employs DATC graduates, as well as facilitates equipment donations to DATC that allow students to stay current with industry.



**Jason Fransen**

*Viracon*  
*Dixie ATC*

Jason leads the charge as a keystone industry partner for all DXATC Manufacturing programs and currently sits on all of the Manufacturing employer advisory committees. Jason has been instrumental in establishing on-the-job performance evaluations, training experiences and experiential learning opportunities. Over the last four years, Jason and Viracon have donated thousands of dollars in time, materials, equipment, and guidance, and will continue to play a vital role in DXATC programs.



**Brent Peterson**

*Alliance Health*  
*Mountainland ATC*

Brent takes his role as a member of the advisory committee seriously and has never missed a meeting. He gives great suggestions and feedback. Most recently, Brent has been a partner in putting together additional sections of the Pharmacy Technician program to train Alliance Health employees to become licensed technicians.

# STAR EMPLOYER ADVISORS



**Brad Willson**

*Wadman Corporation*  
Ogden-Weber ATC

Brad has served on the Ogden-Weber ATC's Construction Technology employer advisory team for over 12 years and is a firm believer in technical education. He has identified himself as primarily a kinesthetic learner which is why he understands the importance of hands-on training. Wadman Corporation has hired numerous Ogden-Weber students over the years and partners with the college in providing a trained workforce for the construction industry.

# STAR EMPLOYER ADVISORS



**Joni Anderson**

*SUU Small Business Development Center & Procurement Asst. Center*  
Southwest ATC

Joni provides in-depth, high-quality, one-on-one business counseling sessions to entrepreneurs and potential entrepreneurs. She serves on the board of the Chamber of Commerce Women in Business committee and is a member of the SWATC Business advisory council for the Administrative & Digital Design department. Since 2012, in her role on the advisory team, Joni has been providing valuable guidance for the programs on the SWATC campus.



**Lori Haines Little**

*Detroit Diesel Remanufacturing LLC*  
Tooele ATC

Lori has been a member of the Transportation Technologies EAC for the past two years. She has been a catalyst on Diesel Technologies, offering her expert advice in curriculum development, advising about employment trends, and developing the lab to ensure students have the best equipment to work on.

When a problem for their donated Series 60 engine arose last year, Lori sent an expert to educate and train both the instructor and the students. The DD15 engine they donated this year is another example of the generosity of Lori and her team.



**Cameron Cuch**

*Crescent Point Energy*  
Uintah Basin ATC

Cameron is a key member of the Petroleum Technology program advisory committee. His leadership has been instrumental in developing dynamic program curriculum and nurturing positive partnerships with the oil and gas industry, the Ute Indian Tribe and UBATC. As the Vice President of Government Relations for Crescent Point Energy, Cameron's commitment to technical education has played an influential part in numerous monetary contributions and supported UBATC students seeking technical education in the oil and gas industry.

# CUSTOM FIT PROGRAM

## Providing Relevant Training for Today's Economy

Through ten service regions – Bridgerland, Central, Davis, Dixie, Mountainland, Ogden-Weber, Tooele, Southeast, Southwest and Uintah Basin – the Custom Fit program continues to support economic and workforce development throughout the state by providing customized training for employers. Funding comes through the Utah Legislature, whose progressive vision for education has focused the program's efforts on maintaining a vibrant, trained workforce for today's economy.

Increasing the effectiveness of the workforce continues to be a major focus for employers who understand the importance of investing in their people to remain competitive in the local, national and global markets. Custom Fit is proud to be a vital partner in providing training services and resources that ensure Utah's economic stability.



## Vision for the Future

Custom Fit approaches training believing that employees with better skills generate stronger business, which make stronger communities, which are fundamental to the economic health and well-being of Utah.

For 30 years, the Custom Fit program has partnered with business and industry to develop a sustainable and effective workforce that assists Utah companies in developing their employees' skills, knowledge base and abilities to:

- » Expand or prepare for growth,
- » Enhance productivity,
- » Maintain a competitive edge in their respective industries.

Each participating company covers a portion of the training costs which affords Utah employers an opportunity to leverage limited resources. Custom Fit provides training for large and small companies across all industries, including manufacturing, mining, construction, service, processing, technology, healthcare, etc.

Training may focus on:

- » Certificate areas for professional development, trades, or health and safety
- » Technical skills for manufacturing and professional careers
- » Employee or business development skill-sets

### Custom Fit Program Service FY15

Number of Companies Served	1,356
Number of Trainees Served	15,454
Number of Hours of Instruction	315,823
Appropriated Budget	\$3,159,200
Company Contribution	\$2,283,373

## Companies Served by Custom Fit

To view the entire list of companies served in FY15, visit the link below or scan the QR code to the right.

[www.ucat.edu/custom-fit-companies/](http://www.ucat.edu/custom-fit-companies/)



## Service Region

Box Elder, Cache, Rich Counties

## Campuses

Logan (main), Brigham City, Rich

## Certificates Earned

862	Program Certificates
0	Occupational Certificates
<b>862</b>	<b>Total</b>

## Avg. Prog. Cert. Length

560

## Membership Hours

659,121	Adult
363,149	High School
<b>1,022,270</b>	<b>Total</b>

## Student Headcount

3,527	Adult
1,779	High School
<b>5,347</b>	<b>Total</b>

## Completion Rates FY15

74.97%	Certificate-Seeking
95.97%	Occupational Upgrade
68.33%	Other Adult
92.33%	High School
<b>88.42%</b>	<b>Total/Composite</b>

*Pre-final data as of fiscal year-end, pending final follow-up report of additional "early-hire" completers in December.*

## Custom Fit

137	Companies Served
4,631	Trainees

## Appropriated Budget

\$12,407,400	FY15
\$12,739,100	FY16

## Capital Facilities FY16

13,473 sq. ft.	Leased
346,147 sq. ft.	State-Owned
<b>359,620 sq. ft.</b>	<b>Total</b>



## Administration & Board of Directors

**K. Chad Campbell**  
*President*

**Wendy Brog**  
*VP of Instruction*

**John Davidson**  
*VP of Instruction*

**James White**  
*VP of Student Services*

**Troy Christensen**  
*VP for Brigham City*

**Michael J. Madsen, Chair**  
*Michael J. Madsen Construction*

**Brian T. Leishman, Vice Chair**  
*Cornerstone Real Estate Professionals*

**Ann Geary**  
*Logan City School District*

**Carrie Ann Johnson**  
*Box Elder School District*

**Dave Brown**  
*Western AgCredit*

**Dr. David R. Woolstenhulme**  
*Utah State University*

**Eric Wamsley**  
*Rich School District*

**Jeffrey S. Packer**  
*All Pro Real Estate*

**Karen Hess**  
*Div. of Workforce Services*

**Dr. Scott L. Theurer DMD**  
*General Pediatric & Cosmetic Dentistry*

**Roger D. Pulsipher**  
*Cache School District*

# MINDI WARD

*Since Mindi was named Student of the Year for BATC, she has completed her Practical Nursing (PN) certificate, successfully passed her NCLEX-PN board examination, and given birth to a healthy baby boy. She was accepted to the WSU/BATC RN program and began her studies in August.*



## Service Region

Davis, Morgan Counties

## Campuses

Kaysville (main), Clearfield, Morgan, Draper

## Certificates Earned

1,468 Program Certificates  
 178 Occupational Certificates  


---

 1,646 Total

## Avg. Prog. Cert. Length

492

## Membership Hours

1,165,779 Adult  
 251,798 High School  


---

 1,417,577 Total

## Student Headcount

5,160 Adult  
 1,086 High School  


---

 6,246 Total

## Completion Rates FY15

62.83% Certificate-Seeking  
 94.93% Occupational Upgrade  
 90.34% Other Adult  
 93.99% High School  


---

 80.12% Total/Composite

*Pre-final data as of fiscal year-end, pending final follow-up report of additional "early-hire" completers in December.*

## Custom Fit

144 Companies Served  
 1,561 Trainees

## Appropriated Budget

\$14,466,800 FY15  
 \$15,008,400 FY16

## Capital Facilities FY16

12,000 sq. ft. Leased  
 343,059 sq. ft. State-Owned  


---

 355,059 sq. ft. Total



## Administration & Board of Directors

**Michael J. Bouwhuis**  
*President*

**Ann Mackin**  
*VP of Instruction*

**Russell S. Galt**  
*VP of Administrative Services*

**Kim Ziebarth**  
*VP of Quality and Development*

**Michael E. Jensen, Chair**  
*Davis Hospital & Medical Center, CEO*

**Michael Blair, Vice-Chair**  
*Harris Corporation*

**Stuart Eyring**  
*Orbit Irrigation Products, Inc.*

**K.O. Murdock**  
*Murdock Chevrolet*

**Brad Walters**  
*Monnit Corporation*

**Bart Warner**  
*Warner Truckland*

**Joy de Lisser**  
*Orbital ATK*

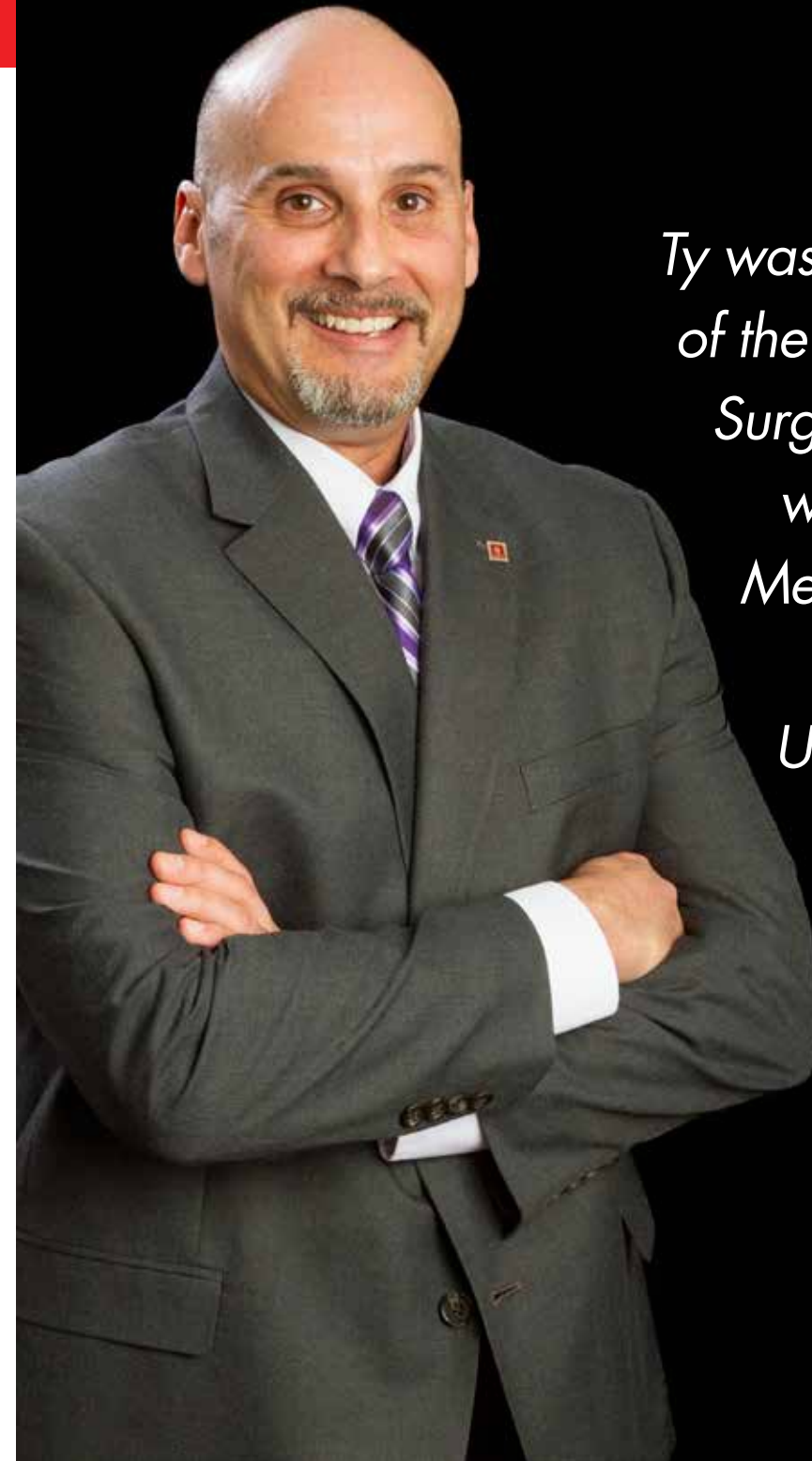
**Larry W. Smith**  
*Davis School District*

**Neil Carrigan**  
*Morgan School District*

**Karen Fairbanks**  
*Weber State University Board of Directors*

**David S. Hansen**  
*Hill Air Force Base, Ex Officio*

# TY JARRY



*Ty was named as the DATC Student of the Year. He graduated from the Surgical Technician program and was hired by Ogden Regional Medical Center. Ty is continuing his education at Weber State University where he is enrolled in the Pre-Physician Assistant program and plans to go onto a PA program*





## Service Region

Washington County

## Campus

St. George

## Certificates Earned

631	Program Certificates
139	Occupational Certificates
<b>770</b>	<b>Total</b>

## Avg. Prog. Cert. Length

338

## Membership Hours

304,060	Adult
53,081	High School
<b>357,141</b>	<b>Total</b>

## Student Headcount

6,693	Adult
951	High School
<b>7,644</b>	<b>Total</b>

## Completion Rates FY15

82.84%	Certificate-Seeking
99.77%	Occupational Upgrade
78.22%	Other Adult
94.63%	High School
<b>97.98%</b>	<b>Total/Composite</b>

*Pre-final data as of fiscal year-end, pending final follow-up report of additional "early-hire" completers in December.*

## Custom Fit

237	Companies Served
1,340	Trainees

## Appropriated Budget

\$3,542,700	FY15
\$4,097,800	FY16

## Capital Facilities FY16

35,869 sq. ft.	Leased
3,200 sq. ft.	State-Owned
<b>39,069 sq. ft.</b>	<b>Total</b>



## Administration & Board of Directors

**Kelle Stephens**  
*President*

**Vic Hockett**  
*Executive Vice President*

**Eric Grob**  
*Vice President of Finance*

**Darcy Stewart**  
*SunRiver Development*

**Ray Odette**  
*Ideal Distributors/ASET*

**Mike Housley**  
*St. George Steel*

**Dave Stirland**  
*WCSD School Board Representative*

**Ed Burgess**  
*Quality Development*

**Jon Pike**  
*DSU Board of Trustees Representative*

**Stephen W. Wade**  
*Stephen Wade Automotive*

**Rod Savage**  
*Savage, Esplin & Radmall PC*

**Mark Fahrenkamp**  
*Fahrenkamp, Inc.*

**Mitch Cloward, Chair**  
*Dixie Regional Medical Center*

# KASIDI HAVENS

*Kasidi has realized she can do anything after being named Student of the Year at DXATC. She plans to complete a Bachelor's degree and finish her pre-requisites for pharmacy school. She is currently working at Stapley Pharmacy and working at DXATC during lab nights in the Pharmacy Technician program.*

# DXATC

Dixie Applied Technology College

# MOUNTAINLAND APPLIED TECHNOLOGY COLLEGE

## Service Region

Summit, Utah, Wasatch Counties

## Campuses

Lehi (main), American Fork, Orem,  
Spanish Fork, Heber

## Certificates Earned

2,182 Program Certificates  
427 Occupational Certificates  

---

2,609 Total

## Avg. Prog. Cert. Length

341

## Membership Hours

597,708 Adult  
399,247 High School  

---

996,955 Total

## Student Headcount

2,925 Adult  
1,259 High School  

---

4,184 Total

## Completion Rates FY15

80.92% Certificate-Seeking  
87.36% Occupational Upgrade  
97.84% Other Adult  
92.54% High School  

---

87.58% Total/Composite

*Pre-final data as of fiscal year-end, pending final follow-up report of additional "early-hire" completers in December.*

## Custom Fit

178 Companies Served  
2,648 Trainees

## Appropriated Budget

\$9,105,200 FY15  
\$10,765,400 FY16

## Capital Facilities FY16

59,853 sq. ft. Leased  
131,099 sq. ft. State-Owned  

---

190,952 sq. ft. Total



## Administration & Board of Directors

**Clay Christensen**  
*President*

**Holly Petersen**  
*VP of Instruction*

**Kirt Michaelis**  
*CFO/VP Finance*

**Karen Acerson**  
*Utah Valley University*

**Paula Hill**  
*Alpine School District*

**Laura Richards**  
*Flowserve*

**Terri Hunter**  
*Intermountain Health Care*

**Tim Osborn, Vice Chair**

**Jonathan Niedfeldt**  
*Digital Acoutics*

**Randall Boothe, Chair**  
*Nebo School District*

**Shad Sorenson**  
*Wasatch School District*

**Jim Evans**  
*Xactware*

**Wayne Anderson**  
*Farmer/Rancher*

**Arthur Newell**  
*American West Bank*

**Craig Hicken**  
*South Summit School District*

**Vern Williams**  
*North Summit School District*



# JORDAN DAHL

*Jordan has been attending UVU since being named MATC Student of the Year. He works for Alpine Pediatrics and volunteers as an MA at the Meliheh Free Health Clinic in Salt Lake City. Next fall Jordan plans to apply to Physician Assistant (PA) school and pursue his education as a PA.*



## Service Region

Weber County

## Campuses

Ogden (main & Business Depot)

## Certificates Earned

1,240 Program Certificates  
0 Occupational Certificates

**1,240 Total**

## Avg. Prog. Cert. Length

543

## Membership Hours

908,776 Adult  
211,602 High School  
**1,120,378 Total**

## Student Headcount

4,221 Adult  
1,203 High School  
**5,424 Total**

## Completion Rates FY15

67.85% Certificate-Seeking  
94.97% Occupational Upgrade  
77.05% Other Adult  
80.99% High School  
**77.80% Total/Composite**

*Pre-final data as of fiscal year-end, pending final follow-up report of additional "early-hire" completers in December.*

## Custom Fit

137 Companies Served  
1,616 Trainees

## Appropriated Budget

\$14,250,400 FY15  
\$14,541,800 FY16

## Capital Facilities FY16

0 sq. ft. Leased  
433,680 sq. ft. State-Owned  
**433,680 sq. ft. Total**



## Administration & Board of Directors

**Collette Mercier**  
*President*

**James R Taggart**  
*VP of Instruction*

**Rhonda Lauritzen**  
*VP of Student Services*

**Tyler Call**  
*VP of Finance*

**Troy Bullard**  
*General Manager, Larry H. Miller*

**Thomas Hardy**  
*Thomas Hardy Salons*

**Steve Moore, Chair**  
*Retired, Barnes Group, Inc.*

**Dean Oborn, Retired**  
*Weber School District Board of Directors*

**Jerry Ropelato**  
*CEO, WhiteClouds*

**Frank Ruiz**  
*CEO, International Armoring*

**Kevin Sullivan**  
*WSU Board of Trustees*

**Richard Taylor**  
*Executive Director, Mckay-Dee Hospital Foundation*

**Matt Wardle**  
*President/CEO, J.D. Machine*

**Joyce Wilson, Vice Chair**  
*Retired, Ogden City Schools Board of Trustees*

# GARRETT CHATELAIN



*Garrett was selected as the OWATC Student of the Year. He completed the Practical Nursing program and went on to finish the RN program through Weber State University. He plans to become a Nurse Practitioner and is currently working at Primary Children's Hospital in the neuro-trauma unit.*

## Service Region

Beaver, Garfield, Iron, Kane Counties

## Campuses

Cedar City (main), Kanab

## Certificates Earned

211	Program Certificates
0	Occupational Certificates
<b>211</b>	<b>Total</b>

## Avg. Prog. Cert. Length

423

## Membership Hours

132,240	Adult
91,687	High School
<b>223,927</b>	<b>Total</b>

## Student Headcount

669	Adult
839	High School
<b>1,508</b>	<b>Total</b>

## Completion Rates FY15

67.27%	Certificate-Seeking
98.11%	Occupational Upgrade
85.42%	Other Adult
92.37%	High School
<b>86.93%</b>	<b>Total/Composite</b>

*Pre-final data as of fiscal year-end, pending final follow-up report of additional "early-hire" completers in December.*

## Custom Fit

259	Companies Served
1,282	Trainees

## Appropriated Budget

\$3,711,900	FY15
\$4,280,800	FY16

## Capital Facilities FY16

30,000 sq. ft.	Leased
42,500 sq. ft.	State-Owned
<b>72,500 sq. ft.</b>	<b>Total</b>



## Administration & Board of Directors

**Brennan M. Wood**  
*President*

**Dennis Heaton**  
*Vice President of Instruction*

**Sharon Wilkerson**  
*Vice President of Finance*

**Cheryl Cox**  
*Garfield School District*

**Nick Dotson**  
*Beaver County School District*

**Joe Houston**  
*Kane County School District*

**Michelle Jorgenson**  
*Iron County School District*

**Ann Marie Allen**  
*Southern Utah University Trustee*

**Josh Adams**  
*Stampin' Up*

**Dennis Moser**  
*Utah Center for Rural Health at Southern Utah University*

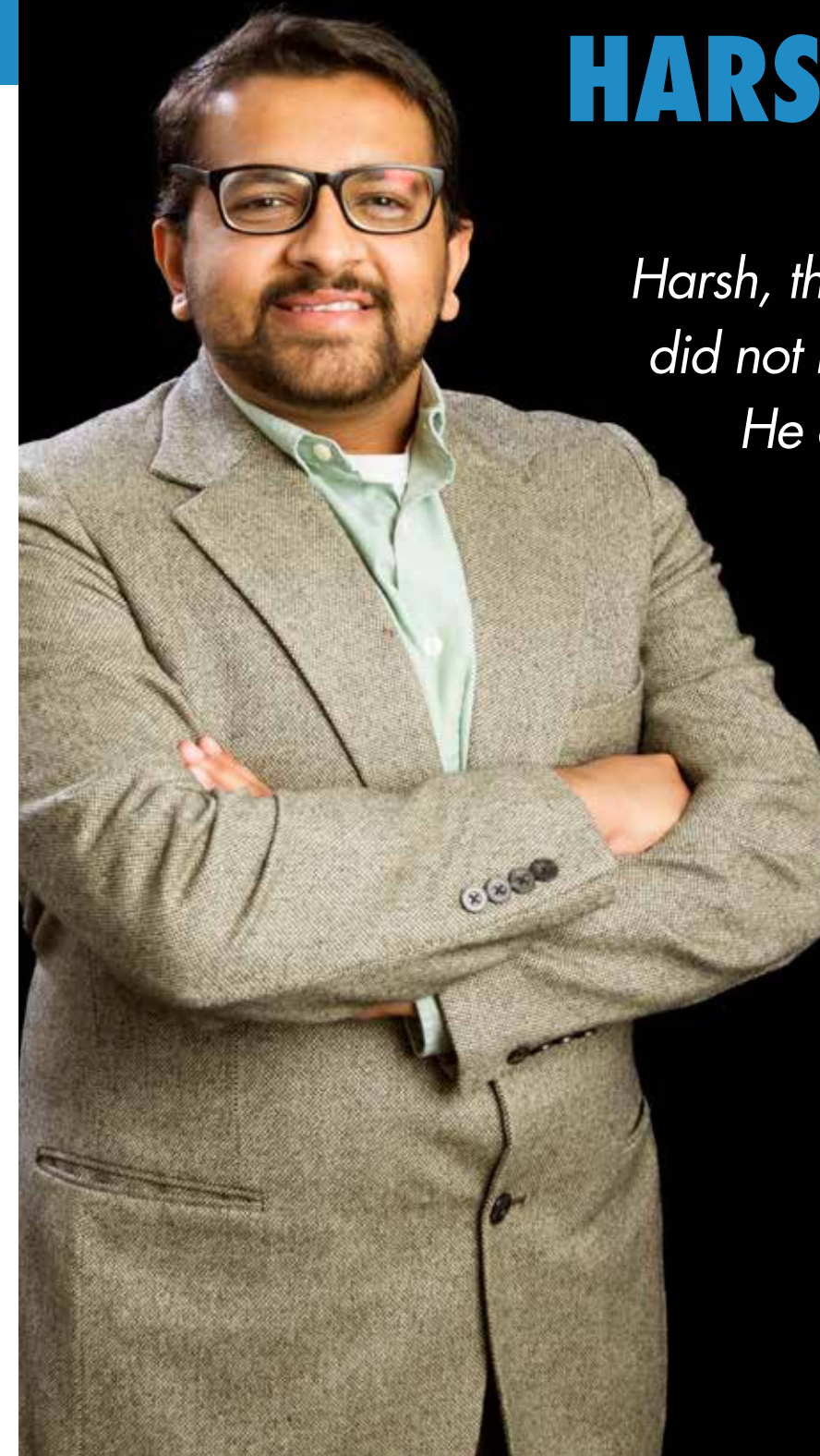
**Danny Stewart**  
*Cedar City Economic Development*

**Jerry Taylor**  
*JT Steel, Inc.*

**Jason Wilson**  
*Intermountain Valley View Medical Center*

# HARSH KANSAGRA

*Harsh, the SWATC Student of the Year, did not hit pause after the celebration. He completed the Advanced EMT program, obtained the state AEMT license, and began working with Gold Cross Ambulance in Iron County. Harsh also has a double-major from SUU and is currently applying to over 25 medical schools.*



## Service Region

Tooele County

## Campus

Tooele

## Certificates Earned

206	Program Certificates
13	Occupational Certificates
<b>219</b>	<b>Total</b>

## Avg. Prog. Cert. Length

444

## Membership Hours

124,454	Adult
12,598	High School
<b>137,052</b>	<b>Total</b>

## Student Headcount

555	Adult
86	High School
<b>641</b>	<b>Total</b>

## Completion Rates FY15

58.39%	Certificate-Seeking
89.47%	Occupational Upgrade
61.11%	Other Adult
64.81%	High School
<b>62.38%</b>	<b>Total/Composite</b>

*Pre-final data as of fiscal year-end, pending final follow-up report of additional "early-hire" completers in December.*

## Custom Fit

29	Companies Served
472	Trainees

## Appropriated Budget

\$3,151,500	FY15
\$3,261,100	FY16

## Capital Facilities FY16

6,808 sq. ft.	Leased
73,751 sq. ft.	State-Owned
<b>80,559 sq. ft.</b>	<b>Total</b>



## Administration & Board of Directors

**Scott Snelson**

*President*

**Robert Allen**

*VP of Finance and Operations*

**Linda Skinner**

*VP of Instruction*

**Ellen Lange-Christenson**

*VP of Student Services & Marketing*

**Doug Allred**

*All-Tech Electric*

**Thomas Bingham, Vice-Chair**

*Utah Manufacturing Association, Retired*

**Dr. Donna Dillingham-Evans**

*USU-Tooele*

**Phillip Eaton**

*Mountain West Medical Center*

**Charles Hansen**

*Detroit Reman*

**Dave Haskell**

*Walmart DC*

**Joyce Hogan, Chair**

*Energy Solutions, Retired*

**Paul Ogilvie**

*Rocky Mountain Care*

**Matthew Potter**

*Cargill*

**Marvin Shafer**

*Cygnus Labs, LLC*

**Kathy Taylor**

*TCSO Board Member*

**Dave Ulery**

*Carlisle SynTech*

# WANDA HELD

*Wanda was selected as the TATC and UCAT Student of the Year. She is currently working as head Medical Assistant (MA) at an IHC Family Practice in Taylorsville. She has furthered her education by taking medical Spanish and plans to go back to school and complete her RN.*



## Service Region

Daggett, Duchesne, Uintah Counties

## Campuses

Roosevelt (main), Vernal

## Certificates Earned

782	Program Certificates
0	Occupational Certificates
<b>782</b>	<b>Total</b>

## Avg. Prog. Cert. Length

255

## Membership Hours

296,953	Adult
243,095	High School
<b>540,048</b>	<b>Total</b>

## Student Headcount

3,791	Adult
1,449	High School
<b>5,240</b>	<b>Total</b>

## Completion Rates FY15

82.11%	Certificate-Seeking
99.49%	Occupational Upgrade
44.69%	Other Adult
93.51%	High School
<b>93.55%</b>	<b>Total/Composite</b>

*Pre-final data as of fiscal year-end, pending final follow-up report of additional "early-hire" completers in December.*

## Custom Fit

62	Companies Served
1,038	Trainees

## Appropriated Budget

\$6,961,100	FY15
\$7,189,600	FY16

## Capital Facilities FY16

0 sq. ft.	Leased
191,636 sq. ft.	State-Owned
<b>191,636 sq. ft.</b>	<b>Total</b>



## Administration & Board of Directors

**Aaron K. Weight**  
*President*

**Bob Naylor**  
*VP of Instruction*

**Bob Peterson**  
*VP of Student Services & Marketing*

**Keith Sprouse**  
*VP of Finances*

**Bill Ryan, Chair**  
*Rocky Mountain Consulting*

**Randall Bennett**  
*Uintah Basin Medical Center*

**Jeff Duncan**  
*Anadarko*

**Deena Mansfield**  
*Ashley Regional Medical Center*

**Mike Angus**  
*EnerVest*

**Dan Karren**  
*Dan's Tires*

**Bart Morrill**  
*Duchesne County School Board*

**Mark Caldwell**  
*Uintah County School Board*

**Marcia Barber**  
*Daggett County School Board*

**Paul Hacking, Vice Chair**  
*Utah State University*

# JUNE CORBETT

*June was selected as UBATC Student of the Year. She recently accepted an office position with a local dentist. While visiting UBATC, a student turned and said, "Hey, I know you, you're that lady in that big picture at the front of the building." June smiled, shook her hand, and answered, "Yes, I am June Corbett, Student of the Year. It's very nice to meet you."*

