



# USHE Capital Development Priorities 2017-18

February 2, 2017

Daniel W. Campbell  
Chair, Board of Regents

David L. Buhler  
Commissioner of Higher Education

# Thank You for Your Support



# Why does higher education need buildings?



1. Projected student growth needs at record pace
2. Renovations/replacement of outdated/unsafe bldgs.
3. The State is the primary funding source for facilities



# Outpacing the U.S. – High School Graduates



Projected Increase in K-12 Graduates (2010-2024)

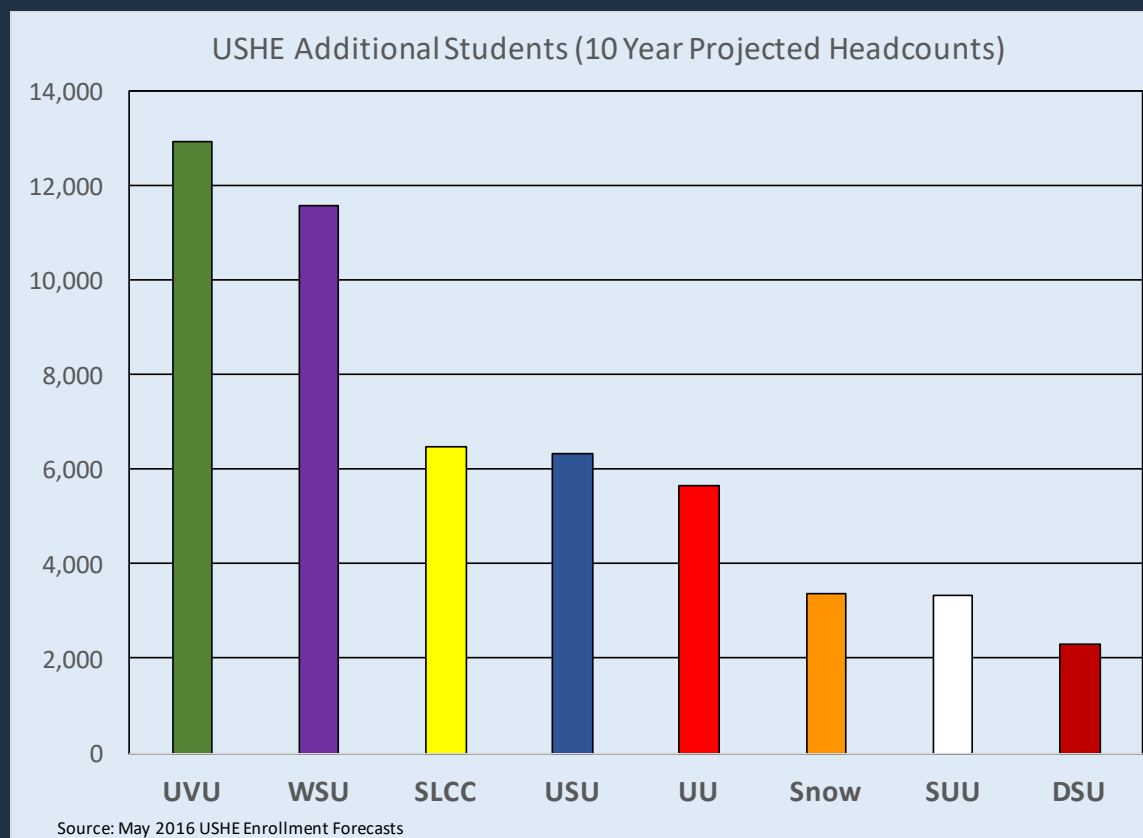
**+1.2%**

**+33%\***

\*Highest in the US, next highest state +23% (Nevada)

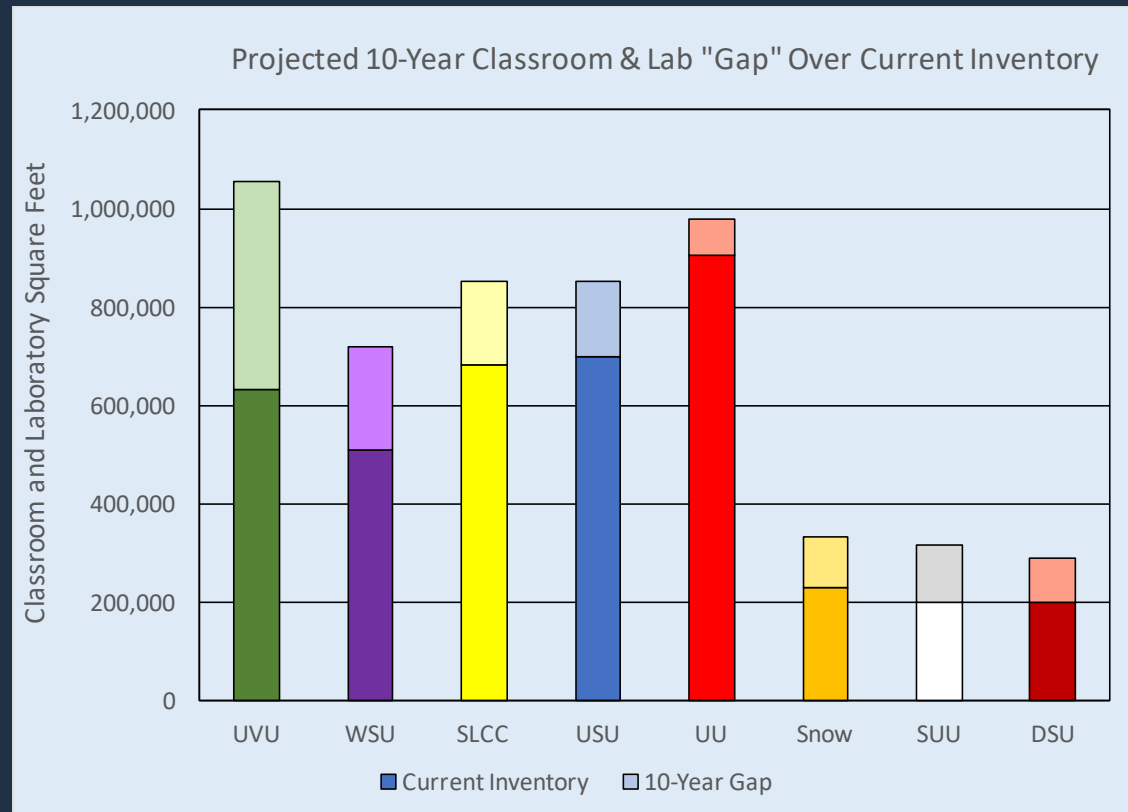
# 10 Year Growth in Utah

- 350,000 more Working Utahns
- 64,000 more K-12 school children
- 52,000 more USHE students



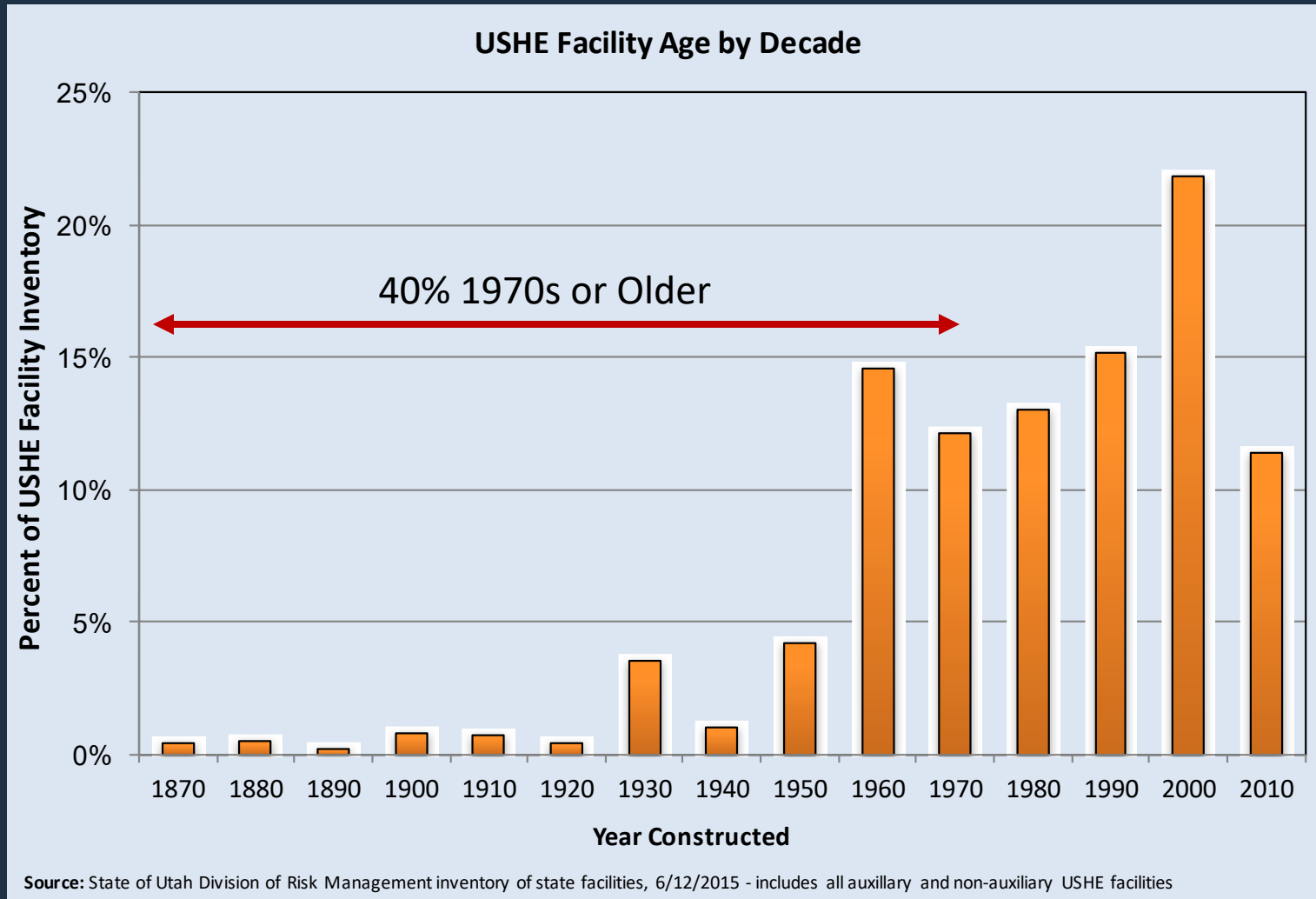
# Additional Space to Accommodate Growth

- 4 million current square feet of classrooms and laboratories
- Projected 1.3 million square feet needed in the next 10 years





# Growth is Important, but not the Only Consideration





## Online courses & degrees

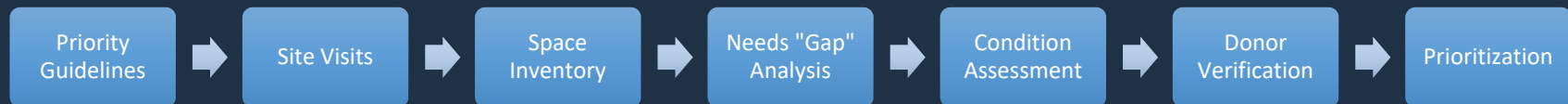
- 81 degrees available entirely online.
- 1 in 4 students take an online-only course.
- Utilization of online courses has grown substantially since 2011.

## But...

- More than 85% of students who enroll in online courses take a majority of their courses on-campus.
- Less than 3% of full-time students are enrolled totally online
- Most “100%” online students are part-time, over 25 yrs old.

***Despite availability of online courses/degrees, students prefer using online courses to augment a traditional on-campus schedule.***

# Regents' Prioritization Process









Statutory obligation to master plan Utah higher education

Facilities are one part of the larger instructional mission

Quantitative methodology considers state needs

- How do projects align with long-range planning?
  - Projected enrollment growth
  - Facility condition & expected obsolescence (scored by DFCM)
  - Commitment of private donations verified

# Prioritization Results for 2017-18

Priority	Institution/Project	State Funds Request*
1	 Medical Education and Discovery	\$50,000,000
2	 Human Performance Center	\$25,000,000
3	 Lindquist Hall (Social Science)	\$29,940,000
4	 Biology and Natural Resources	\$22,000,000
5	 Business School	\$69,000,000
6	 Herriman Campus General Education	\$47,200,000

\*Based on DFCM Estimates

# Prioritization Results for 2017-18

## 1) University of Utah - Medical Education and Discovery (\$50,000,000)

- Replaces three medical education and clinical facilities built in the 1950s and 1960s.
- 2016 Legislature authorized program and design using institutional funds.
- Will provide clinical education and research as well as accommodate 75 additional beds.



## Prioritization Results for 2017-18

### 2) Dixie State University – Human Performance Center (\$25,000,000)

- Classroom and office space for health, human performance, and other academic programs.
- Will provide for future programs to meet Washington County workforce needs.
- New facility will also include student health and mental wellness center funded by use fees to pay \$16 million bond--a “cost effective solution”.
- Existing DSU facilities completed in 1957 consist of single gymnasium, bleachers and locker rooms.



## Prioritization Results for 2017-18

### 3) Weber State University – Lindquist Hall Renovation (\$29,940,000)

- One of the most heavily used instruction buildings.
- 2016 Legislature authorized program and design using institutional funds.
- Project will extensively renovate interior including utilities, basic structural elements
- Spaces to be reconfigured for more effective use, upgraded classrooms and restrooms, and expanded capacity.



## Prioritization Results for 2017-18

### **4) Utah State University – Biology & Natural Resources (\$22,000,000)**

- In conjunction with recently funded Life Science building (2016)
- Biology Department is one of the largest academic units at USU.
- Current structure does not provide adequate academic space and research opportunities.
- Building is structurally sound to allow for flexible floor plan and to add 10,000 sq. ft.
- Outdated lab facilities to be updated.



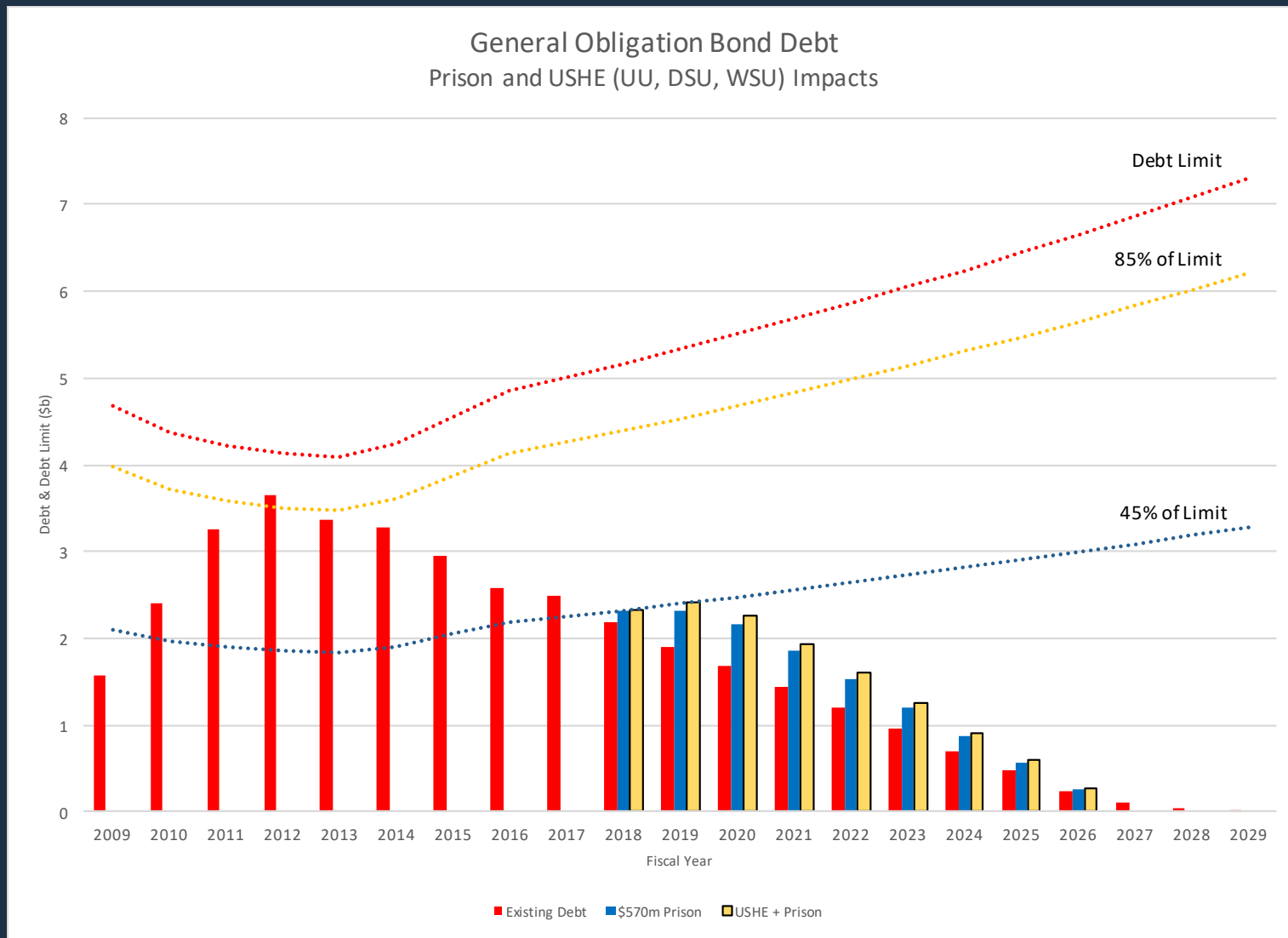
# Bonding with Available Funds

- \$20 million ongoing EF already in the Budget
  - \$10 million in FY 2018 for UVU Performing Arts
  - \$10 million in FY 2018 for USU Biological Sciences
  - \$20 million available for FY 2019 debt service and O&M
- Bonds could fund the top four USHE Projects + O&M
  - \$50 million for UU MED complex
  - \$25 million for DSU Human Performance Center
  - \$30 million for WSU Lindquist Hall
  - \$22 million for USU Biological and Natural Resource





# Minimal Impact on State Debt Level



Thank You



UTAH SYSTEM OF  
HIGHER EDUCATION

---

*Building a Stronger State of Minds*