
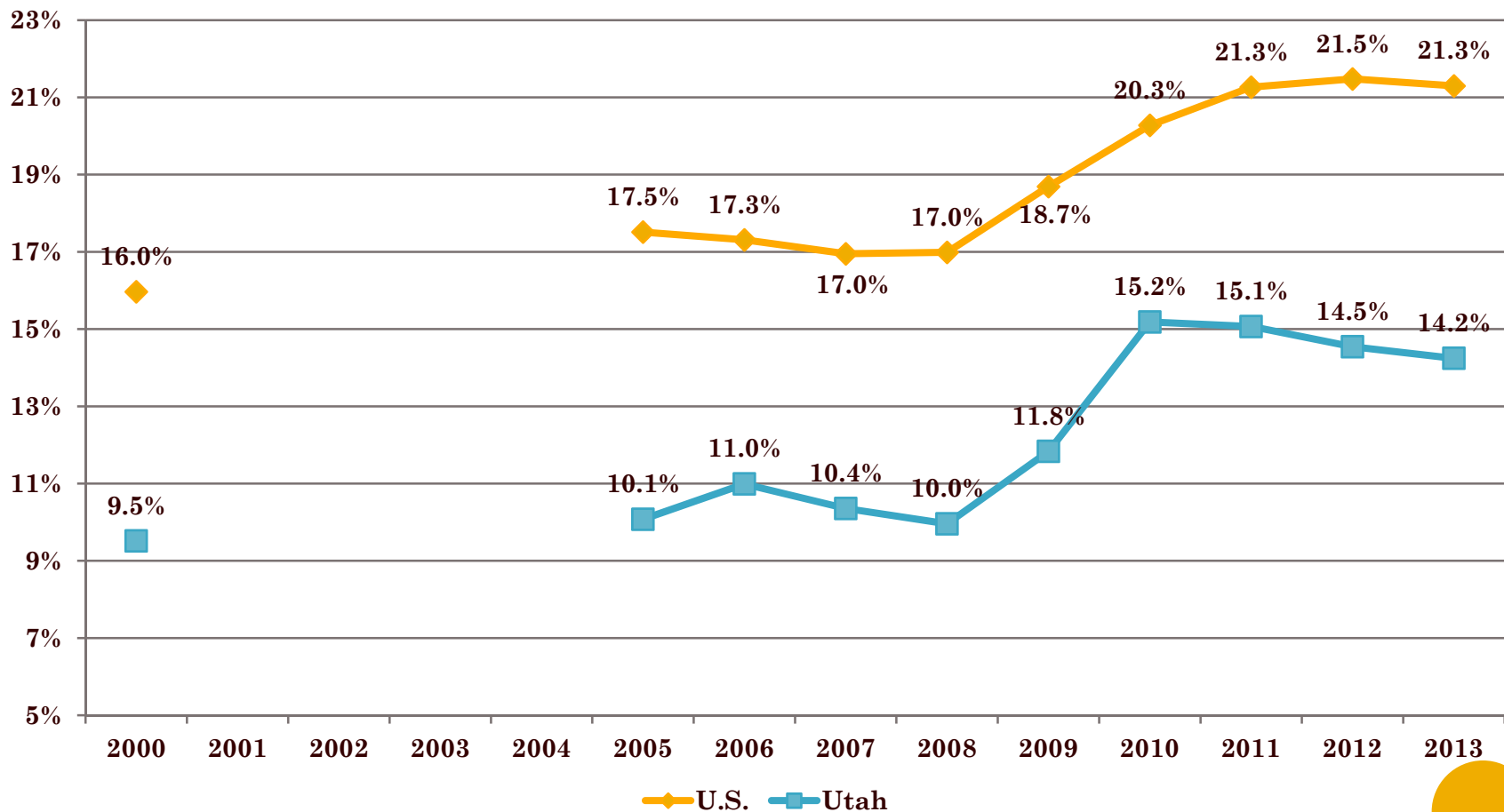


**PREPARING AND SUPPORTING TEACHERS  
FOR IMPROVED STUDENT OUTCOMES: A  
CONVERSATION**

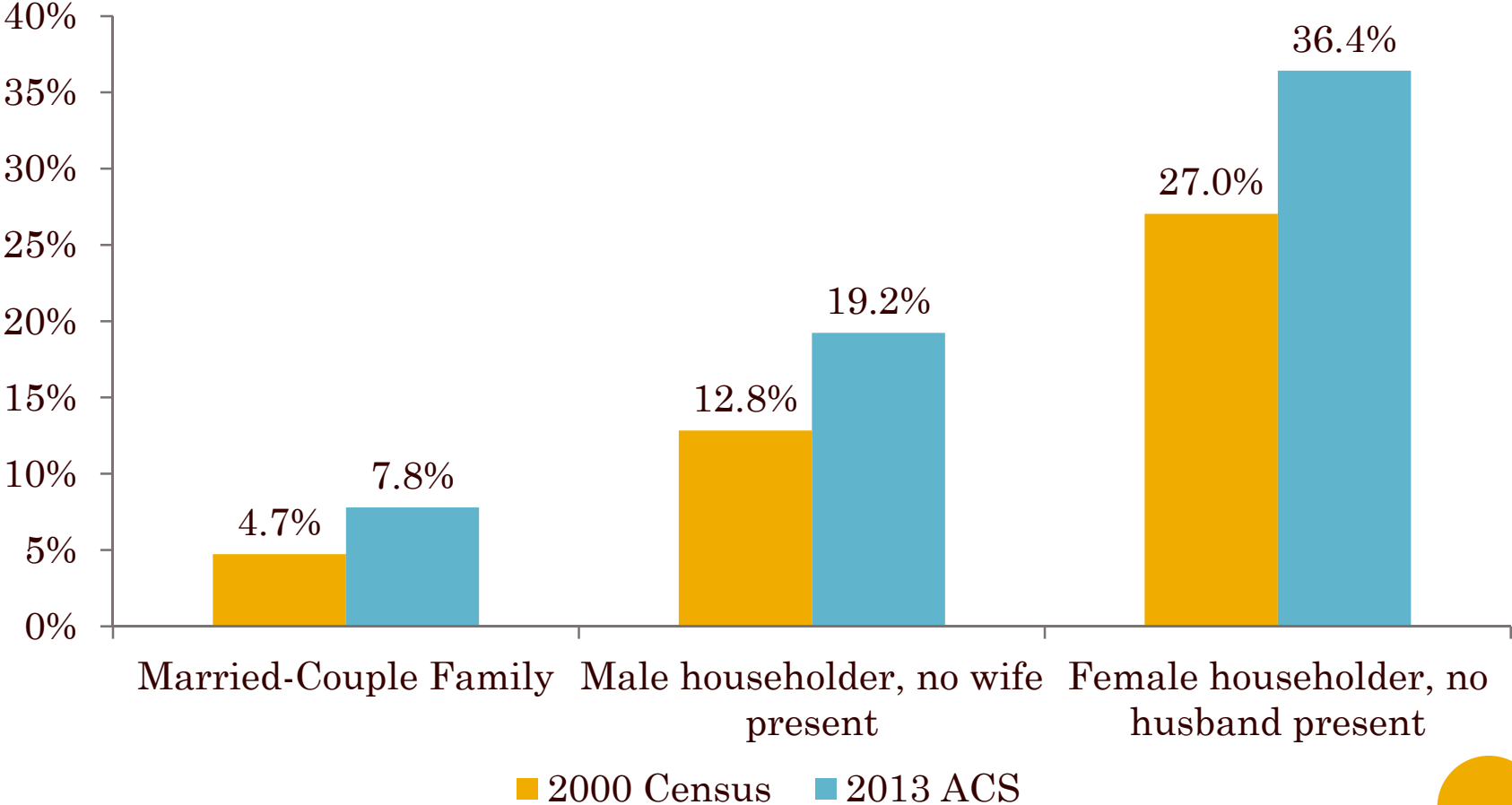


# PERCENT OF ALL SCHOOL AGE CHILDREN LIVING IN POVERTY



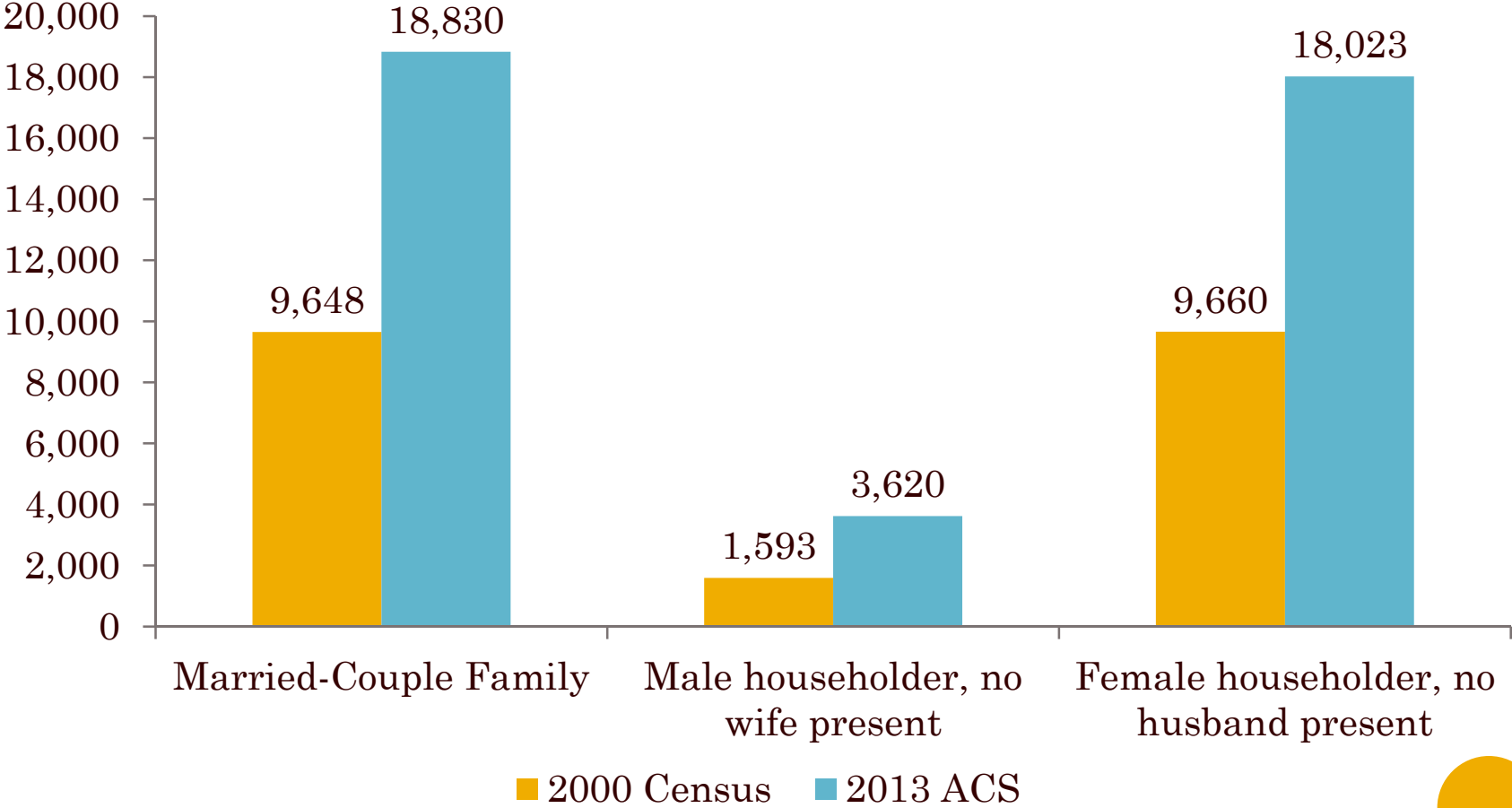
Sources: Census 2000 Summary File 3 (SF 3) - Sample Data, [http://factfinder.census.gov/bkmk/table/1.0/en/DEC/00\\_SF3/PCT049/0400000US49](http://factfinder.census.gov/bkmk/table/1.0/en/DEC/00_SF3/PCT049/0400000US49);  
2013 American Community Survey 1-Year Estimates, [http://factfinder.census.gov/bkmk/table/1.0/en/ACS/13\\_1YR/B17001/0400000US49](http://factfinder.census.gov/bkmk/table/1.0/en/ACS/13_1YR/B17001/0400000US49)  
Analysis provided by The Policy Institute at the University of Utah

# PERCENT OF FAMILY TYPE IN UTAH WITH SCHOOL AGE CHILDREN (5-17) IN POVERTY



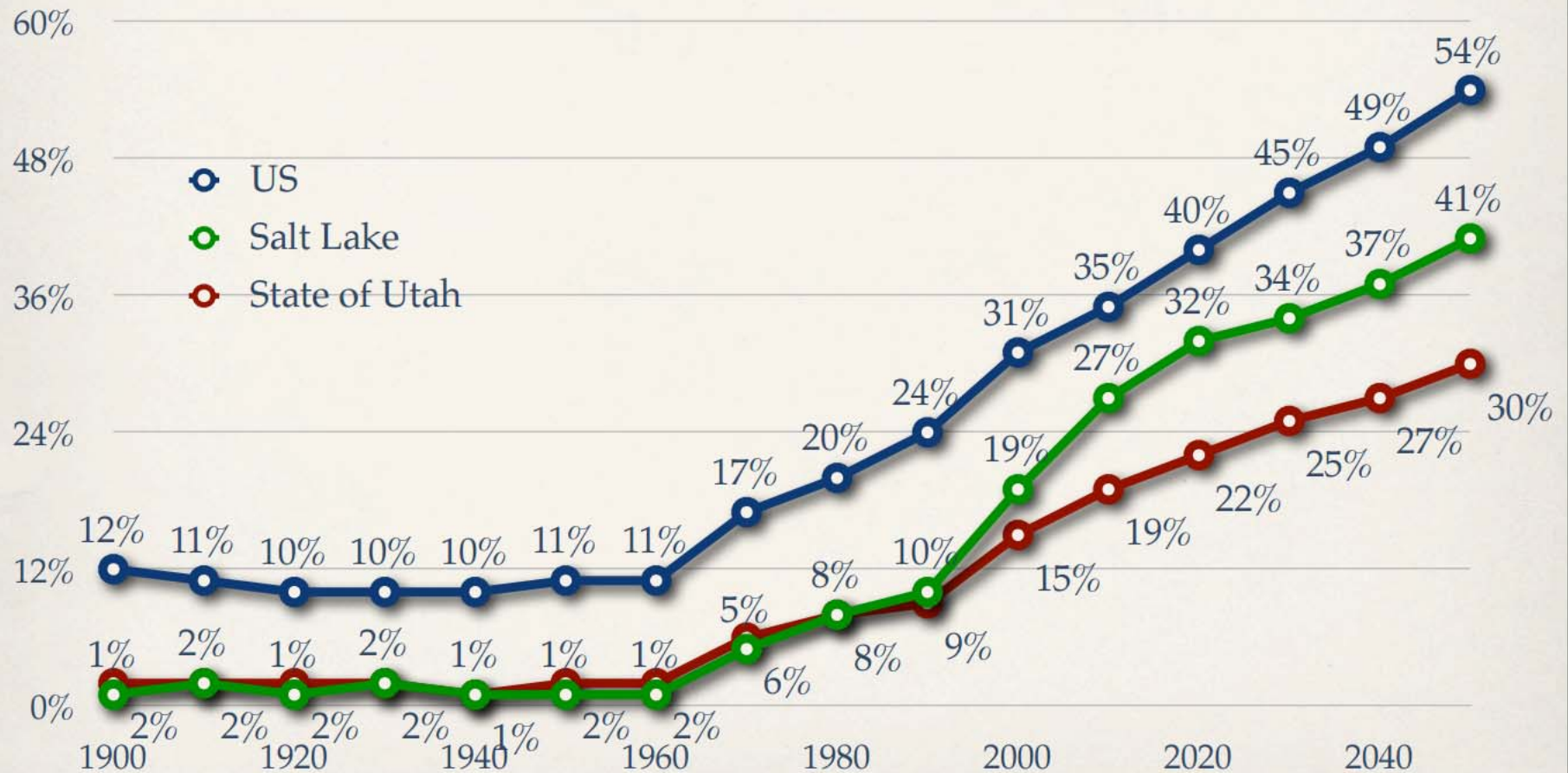
Sources: Census 2000 Summary File 3 (SF 3) - Sample Data, [http://factfinder.census.gov/bkmk/table/1.0/en/DEC/00\\_SF3/P090/0400000US49](http://factfinder.census.gov/bkmk/table/1.0/en/DEC/00_SF3/P090/0400000US49); 2013 American Community Survey 1-Year Estimates, [http://factfinder.census.gov/bkmk/table/1.0/en/ACS/13\\_1YR/B17010/0400000US49](http://factfinder.census.gov/bkmk/table/1.0/en/ACS/13_1YR/B17010/0400000US49)  
Analysis provided by The Policy Institute at the University of Utah

# NUMBER OF FAMILY TYPE IN UTAH WITH SCHOOL AGE CHILDREN (5-17) IN POVERTY



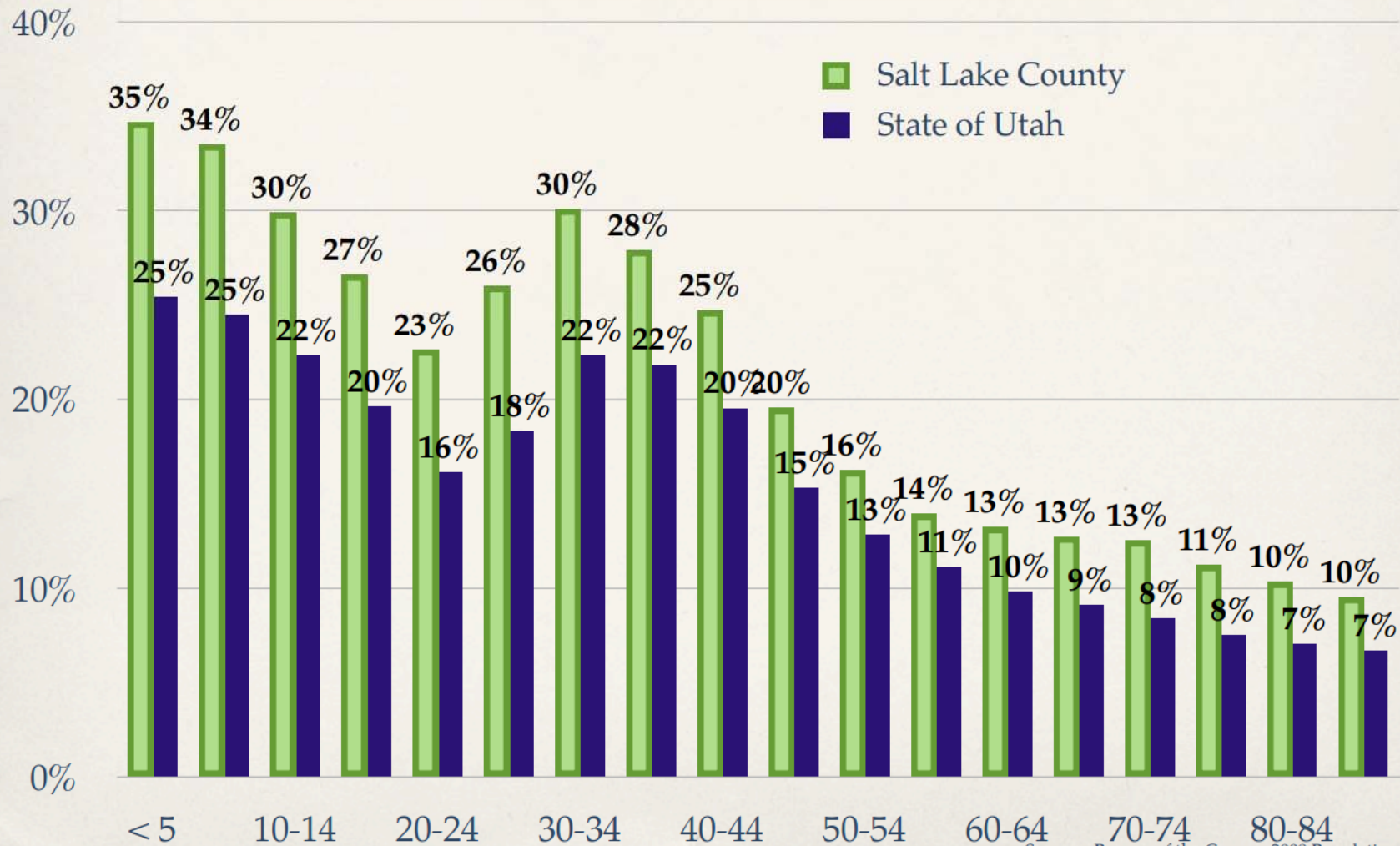
Sources: Census 2000 Summary File 3 (SF 3) - Sample Data, [http://factfinder.census.gov/bkmk/table/1.0/en/DEC/00\\_SF3/P090/0400000US49](http://factfinder.census.gov/bkmk/table/1.0/en/DEC/00_SF3/P090/0400000US49); 2013 American Community Survey 1-Year Estimates, [http://factfinder.census.gov/bkmk/table/1.0/en/ACS/13\\_1YR/B17010/0400000US49](http://factfinder.census.gov/bkmk/table/1.0/en/ACS/13_1YR/B17010/0400000US49)  
Analysis provided by The Policy Institute at the University of Utah

# Minority Share of the Population: U.S., Utah, & Salt Lake County



Sources: Bureau of the Census, Gibson and Jung (2002), Parlich (2002), BEBR

# Minority Share by Age Group: State & Salt Lake County - 2008



Sources: Bureau of the Census, 2008 Population Estimates.