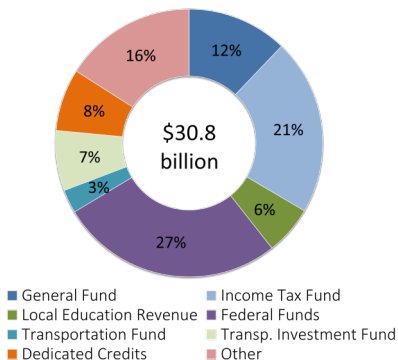


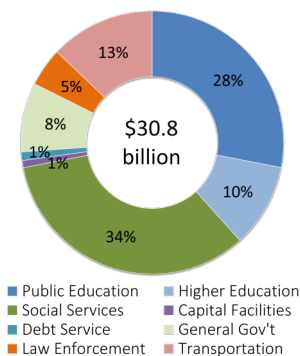
BUDGET OF THE STATE OF UTAH

Total (All Funds) - FY 2026: \$30,844,859,600
State Funds (GF/ITF/USF) - FY 2026: \$11,838,644,300

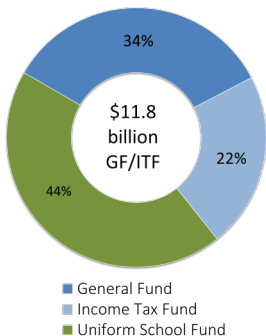
Where It Comes From: All Funds



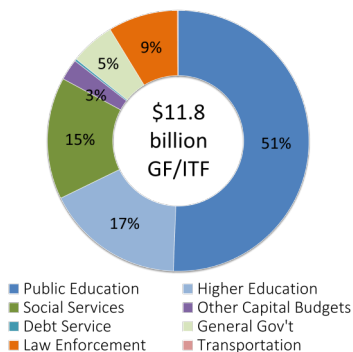
Where It Goes: All Funds



State Funds by Major Source



Where It Goes: State Funds Only



* Note: Includes budgetary transfers and one-time expenditures from the Public Education Economic Stabilization Account. Final Data will be Reported in the Annual Budget of the State of Utah, May 2025.

STATE BUDGET

2025 Highlights - General Session

General

- Total State Population (FY26 Forecast) = 3.50 Million ↑ 1.46%
- State Specific GDP (FY26 Forecast) = \$248.8 Billion ↑ 2.9%
- Employment: Total State (FY26 Forecast) = 1.8 Million ↑ 0.8%
 - *Unemployment Rate = 3.2% ↑ 0.1% from 2025*
 - *State Employees = 38,330 (FY24), Higher Education = 21,728 (FY24)*
 - *Public Education Total (FY24) = 69,481, Includes 39,876 Licensed Educators, of which 31,224 are Classroom Teachers*
- Total Public Education Fall Enrollment (Fall'24) = 668,817
 - *Est. Fall Enrollment (Fall'25) = 661,003, ↓ 7,814 or 1.17%*
- Higher Ed. FTE Enrollment (Fall 23/Spring 24) = 137,856 ↑ 4,292 or 3.21%
- Medicaid Recipients (FY25) = 338,800, ↓ 41,300 or 10.9%

Select Rates

- WPU Value (FY26) = \$4,674, ↑ 4.0% from \$4,494
- Higher Ed. Tuition & Fees (FY24) = Range of \$4,338 (Snow) to \$10,625 (UU)
- Jail Contracting Rate (FY26) = \$84.53, ↑ 8.1% from \$78.23
- Jail Reimbursement Rate (FY26) = \$60.38, ↑ 8.1% from \$55.88
- State & Higher Education Employee Compensation (FY26)
 - *2.5% Average Salary Increase & 5.0% Health Insurance Increase*

Select Reserves

- Rainy Day Fund Balances:
 - *General (FY25) = \$330.3 Million*
 - *Income Tax (FY25) = \$858.2 Million ↑ 0.2%*
 - *Public Education Stabilization (FY26) = \$471.6 Million*
- Disaster Recovery Fund (FY25) = \$75.7 Million ↓ 4.7%
- Medicaid Budget Stabilization Account (FY25) = \$137.6 Million ↑ 20.8%
- Permanent School Trust Fund (FY24) = \$3.5 Billion, ↑ 12.2%
 - *Distribution to School Community Councils = \$111.3 Million ↑ 1.05%*
- State Endowment Fund (FY24) = \$444.7 Million, ↑ 18.0%
- General Fund Earmarks (FY26 Forecast) = \$1.31 Billion
 - *\$966 Million for Roads & \$141.1 Million for Medicaid*

Select Liabilities

- Outstanding Debt-GO Bonds (FY24) = \$1.2 Billion, ↓ 25.1%
- Net Pension Liability (FY23) = \$2.5 Billion, ↓ 27.5%
- Other Post-Employment Benefits (FY23) = (\$15.1) Million, ↓ 41.5%

Please visit budget.utah.gov for more details.

03/07/2025



**LEGISLATIVE
FISCAL
ANALYST**