





# Utah State Office of Rehabilitation Services – Selected Trends

	2009	2010	2011	2012	2013	2014 Est	Trend
Rehabilitation Services	\$46,475,600	\$44,526,600	\$52,287,900	\$54,044,800	\$57,569,500	\$64,085,000	
<b>Grand Total</b>	<b>\$67,469,600</b>	<b>\$65,163,000</b>	<b>\$76,085,600</b>	<b>\$76,645,300</b>	<b>\$81,101,000</b>	<b>\$88,168,300</b>	

**Table 1 – Program Trends**

	2009	2010	2011	2012	2013	2014 Est	Trend
Federal Funds	\$44,876,400	\$46,182,000	\$53,623,300	\$58,135,000	\$61,615,100	\$67,728,300	
Uniform School Fund	\$19,628,900	\$17,849,800	\$0	\$0	\$0	\$0	
Education Fund	\$0	\$0	\$17,410,900	\$17,342,800	\$18,241,600	\$18,698,500	

**Table 2 – Funding Trends**