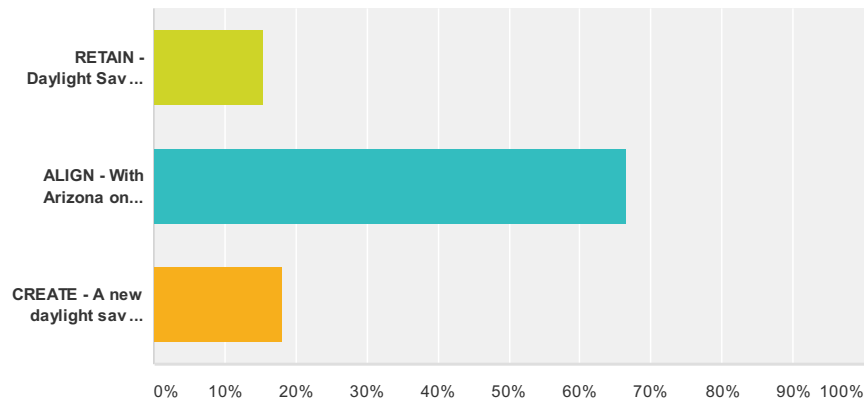


Utah Daylight Saving Time Public Comment survey

Q1 Please select the Daylight Saving Time (DST) option you prefer:

Answered: 27,021 Skipped: 0

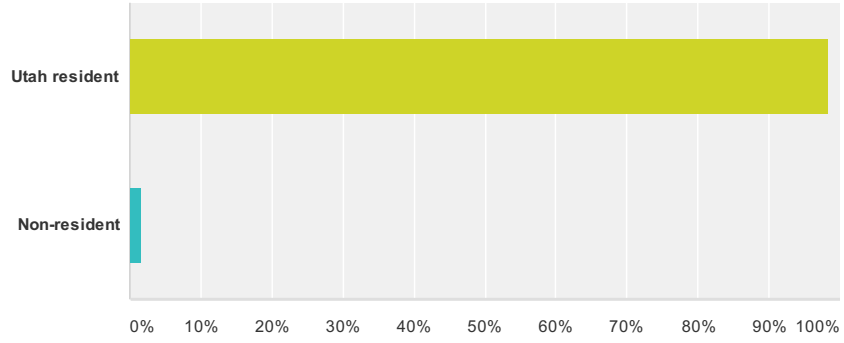


Answer Choices	Responses
RETAIN - Daylight Saving is beneficial and it should be kept in practice.	15.42% 4,167
ALIGN - With Arizona on Mountain Standard time (e.g. permanent fall back)	66.50% 17,969
CREATE - A new daylight saving time (e.g. permanent spring forward)	18.08% 4,885
Total	27,021

Utah Daylight Saving Time Public Comment survey

Q2 Residency:

Answered: 26,848 Skipped: 173

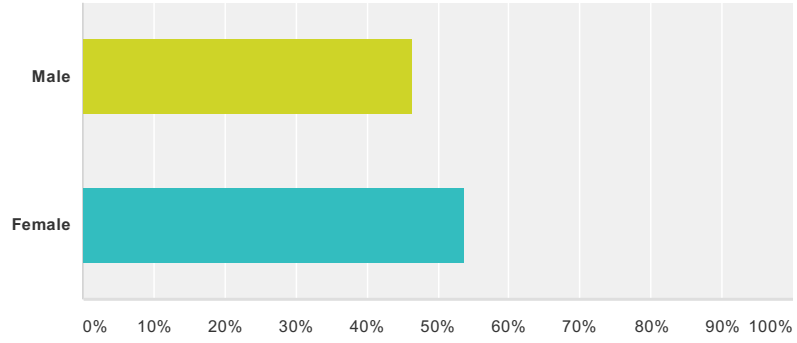


Answer Choices	Responses	
Utah resident	98.35%	26,405
Non-resident	1.65%	443
Total		26,848

Utah Daylight Saving Time Public Comment survey

Q3 Please indicate your gender:

Answered: 26,767 Skipped: 254

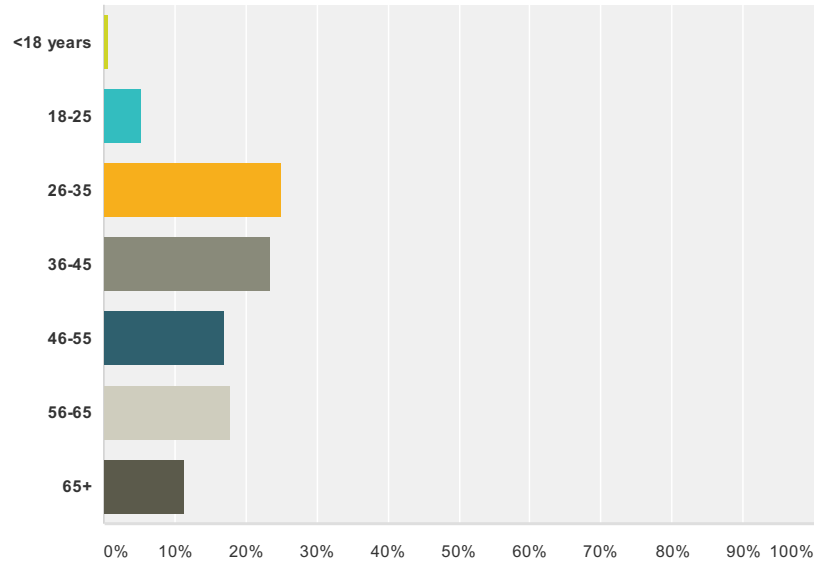


Answer Choices	Responses	
Male	46.37%	12,412
Female	53.63%	14,355
Total		26,767

Utah Daylight Saving Time Public Comment survey

Q4 Please indicate your age:

Answered: 26,697 Skipped: 324

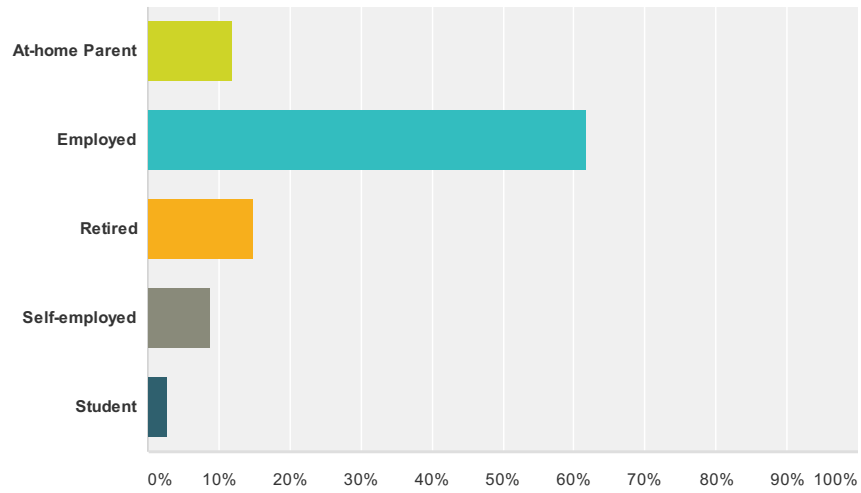


Answer Choices	Responses	Count
<18 years	0.60%	159
18-25	5.18%	1,382
26-35	25.07%	6,693
36-45	23.29%	6,217
46-55	16.81%	4,487
56-65	17.76%	4,742
65+	11.30%	3,017
Total		26,697

Utah Daylight Saving Time Public Comment survey

Q5 Employment status - Please select the description that best fits your employment status:

Answered: 26,588 Skipped: 433

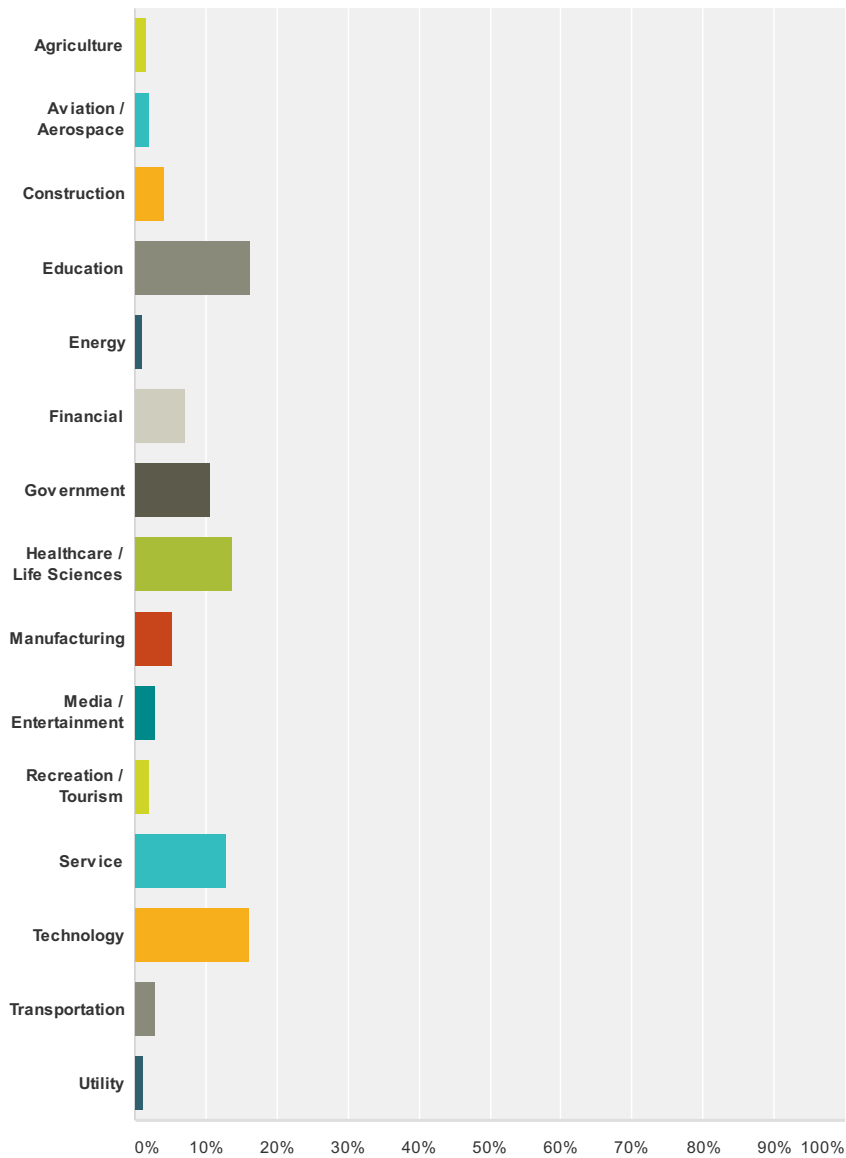


Answer Choices	Responses
At-home Parent	11.95% 3,176
Employed	61.81% 16,435
Retired	14.79% 3,933
Self-employed	8.73% 2,322
Student	2.72% 722
Total	26,588

Utah Daylight Saving Time Public Comment survey

Q6 If employed or self-employed, please indicate your industry affiliation:

Answered: 17,571 Skipped: 9,450



Answer Choices	Responses	Count
Agriculture	1.59%	280
Aviation / Aerospace	2.06%	362
Construction	4.14%	728
Education	16.29%	2,862
Energy	1.06%	186
Financial	7.17%	1,259
Government	10.58%	1,859
Healthcare / Life Sciences	13.70%	2,407
Manufacturing	5.28%	928
Media / Entertainment	2.87%	504
Recreation / Tourism	2.11%	371
Service	12.88%	2,264

Utah Daylight Saving Time Public Comment survey

Technology	16.08%	2,825
Transportation	3.00%	528
Utility	1.18%	208
Total		17,571

Utah Daylight Saving Time Public Comment survey

Q7 JOIN THE CONVERSATION - What are your thoughts on Daylight Saving Time in Utah? Why do you prefer the option you selected above? We will post a selection of comments representing all points of view.*

We reserve the right to remove any comments that contain explicit language or information that is otherwise inappropriate for the discussion.

Answered: 13,762 Skipped: 13,259