

School Readiness

High Quality Programs for Sustained Results



Nannette Barnes
Assistant Director, Preschool Services
Granite School District
November 18, 2015

Key Elements of High Quality School Readiness Programs

Quality Indicators which are Evidence Based

1. Developmental Standards aligned to Kindergarten Standards
2. Research Based Curriculum which utilizes intentional teaching
3. On-going and Targeted Professional Development

Quality Indicators which are Evidence Based

4. On-going Assessment of Children's Educational Growth & Progress
5. Class Size - 1:10 Adult to Child Ratio
6. On-going Program Evaluation – Monitoring Implementation of Program Model
7. Family Involvement
8. Teachers are Qualified
9. Programs Accessible to All Children
10. Administrative Support & Leadership

Additional Key Elements

- Longitudinal Data
- Independent Evaluator
- Recruiting and Enrolling the “right” Children
- Fee Structure and Funding Sources
- Partnerships between Public and Private Providers

On-going Program Evaluation

Monitoring Implementation of Program Model

Data-based Program Evaluation System

- Systematic, ongoing, structured, planned, recursive
- Data is USED to make decisions

Two Levels of Program Evaluation

- Child Data—3x/year (pre, mid, post)
 - CBA (curriculum based assessments)—aligned to State standards and curriculum/EPS (scope and sequence)
 - IGDI (Individual Growth Development Indicators)
- Staff and Stakeholder Data
 - Fidelity checklists—3x/year (pre, mid, post)
 - Instructional coaching data, self-evaluation, goal setting
 - Parent and staff feedback/input (systematic plan)

**Gather Data/
Assessment**

Instruction

Analysis

The Recursive Cycle

Planning

**Standards/
Skills**

Preschool Accessible to All Children

Preschool Fee Structure

TUITION RATES 2015-2016 SY						
CoOp Schools						
Non CoOp	CoOp					
	<i>Level 1 / Full Tuition</i>	<i>Level 2* (80%)</i>	<i>Level 3* (70%)</i>	<i>Level 4* / Staff (50%)</i>	<i>Level 5* (Free Lunch)</i>	<i>Hardship** (30%)</i>
Young 3's	75	65	55	50	40	30
3's	130	115	95	85	65	45
4's	180	155	125	115	85	55

*based on preschool-defined income levels

**Refer to Brenda for signature.

Level 1—full tuition with parents volunteering in the classroom 1x/month

Level 2 & 3—used for reduced lunch eligibility and for tuition that has been subsidized by other funding sources (e.g. private foundations or donors)

Level 4—used for free lunch eligibility (eligibility criteria set by the state)

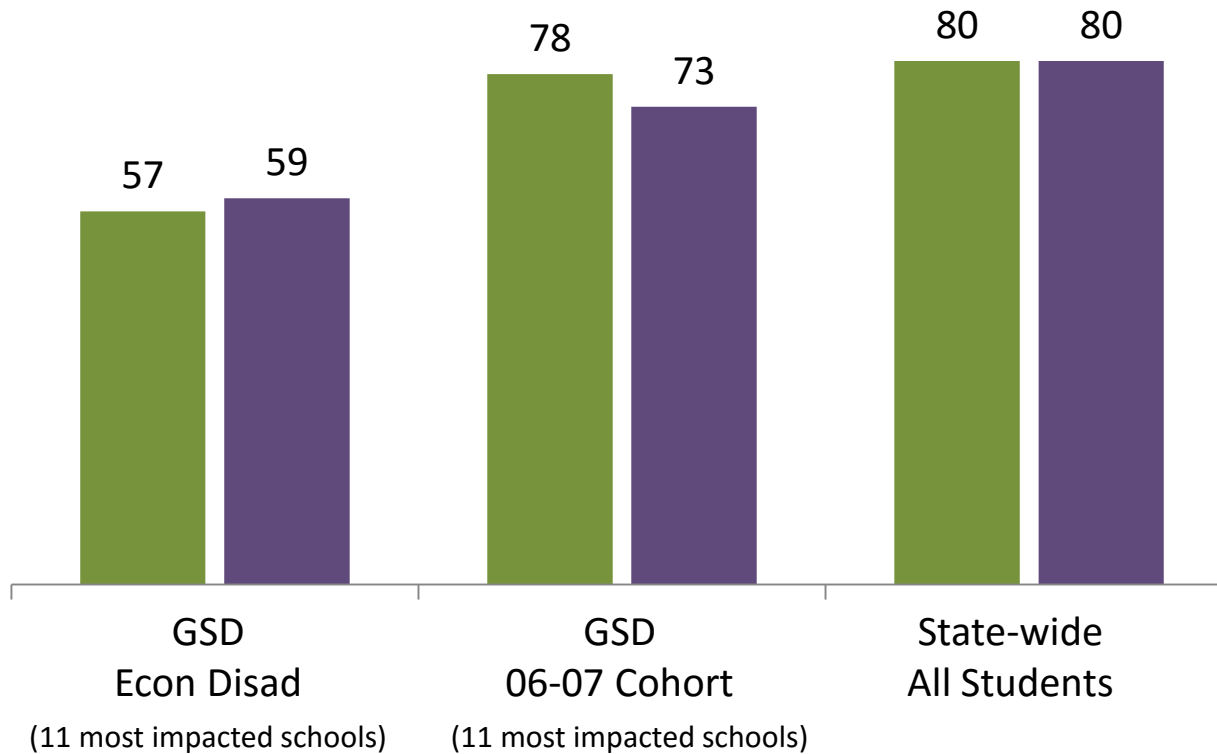
Level 5—used for children who will be receiving tuition scholarships based on risk factors and free lunch eligibility

Hardship—used when there are other extenuating circumstances (e.g. high medical bills but the child does not have other risk factors for Level 5 eligibility)

2013 5th Grade CRTs

Percent Proficient

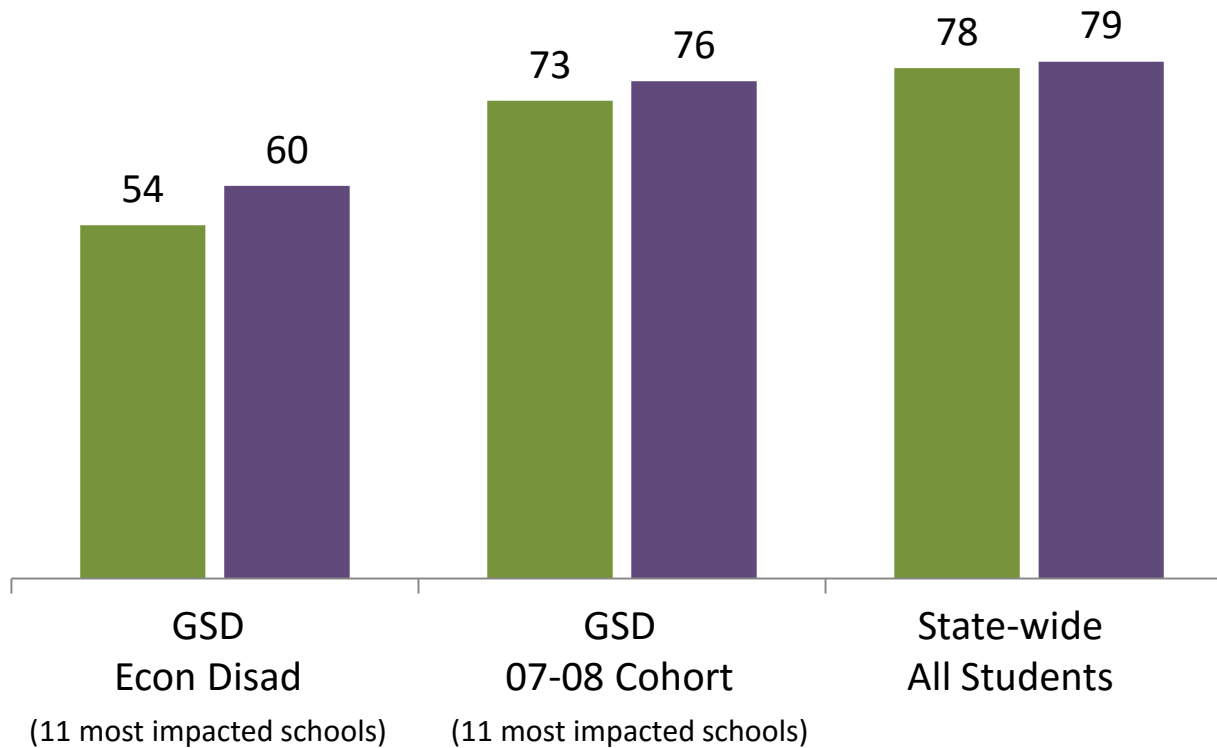
■ Lang Arts ■ Math



2013 4th Grade CRTs

Percent Proficient

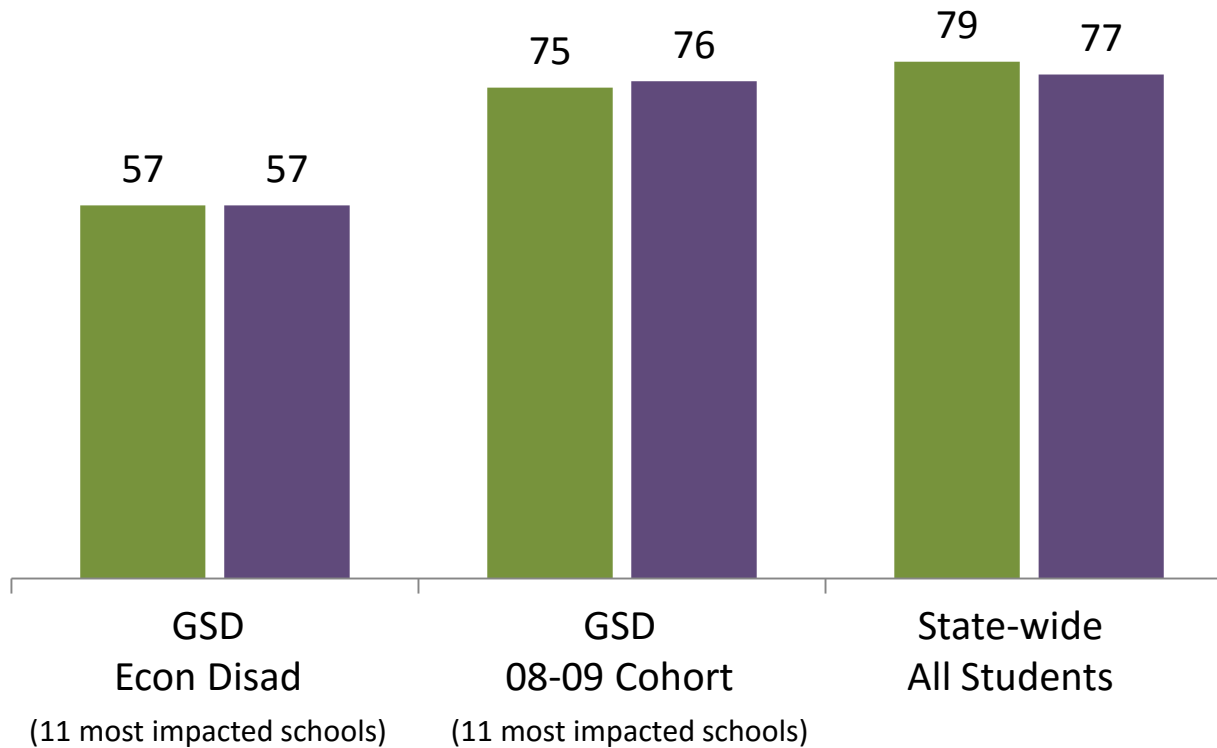
■ Lang Arts ■ Math



2013 3rd Grade CRTs

Percent Proficient

■ Lang Arts ■ Math



Questions or Clarification?

Brenda Van Gorder

Director

Preschool Services

Granite School District

bvangorder@graniteschools.org

(385) 646-4670

Nannette Barnes

Assistant Director

Preschool Services

Granite School District

nbarnes@graniteschools.org

(385) 646-4670