

# 2016 Utah Crash Facts

# Utah Department of Public Safety Highway Safety Office

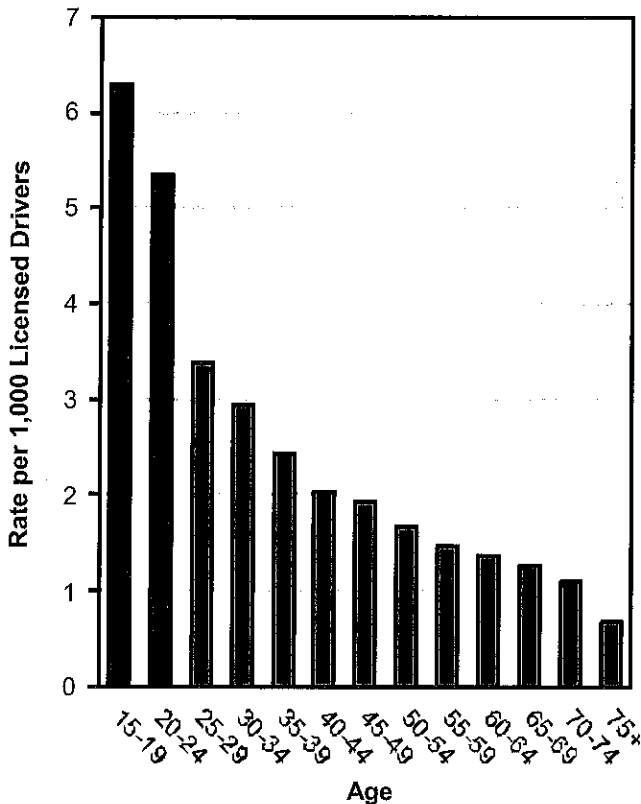
### Did you know in 2016:

- 5,748 distracted driver crashes occurred in Utah which resulted in 3,303 injured persons and 27 deaths.
- 9% of all crashes in Utah involved a distracted driver.
- Over half (54%) of distracted driving crashes were rear end crashes.

## Distraction




**Distracted Driver Crash Rates per Licensed Driver by Age (Utah 2016)**



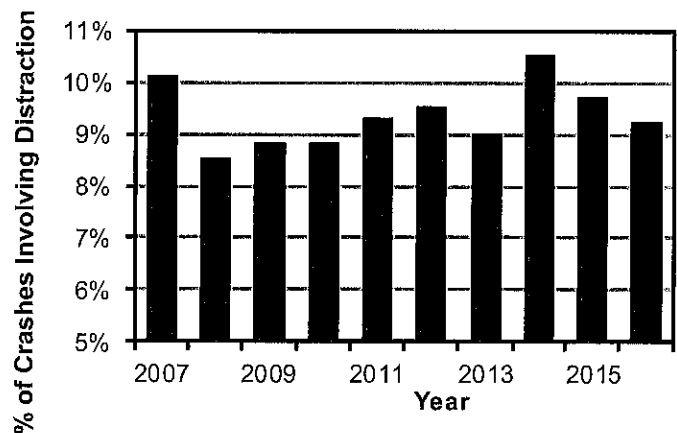
- Younger drivers had the highest rates of driver distraction crashes.

**Distracted Driving Crashes by Distraction Type (Utah 2016)**

1. Cell Phone (15%)
  2. Other Inside Distraction (11%)
  3. Passengers (11%)
  4. Other External Distraction (10%)
  5. Radio/CD/DVD etc. (8%)
  6. Other Electronic Device (3%)
  7. Texting (1%)
- Other (41%)



**Percent of Crashes Involving Distracted Drivers by Year (Utah 2007-2016)**



- The percent of crashes involving a distracted driver has hovered around 9.4%.

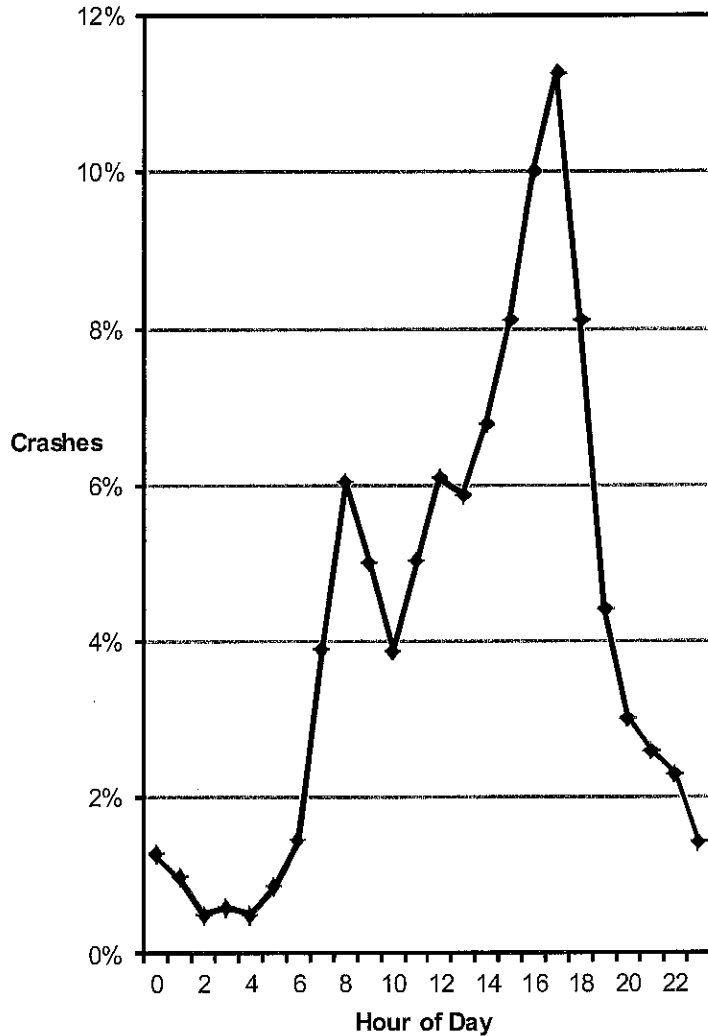
While these numbers are significant, they may not state the true size of the problem, since the identification of distraction and its role in the crash by law enforcement can be very difficult.

Driving is a multitask job and demands the full attention of the driver.

# Distraction

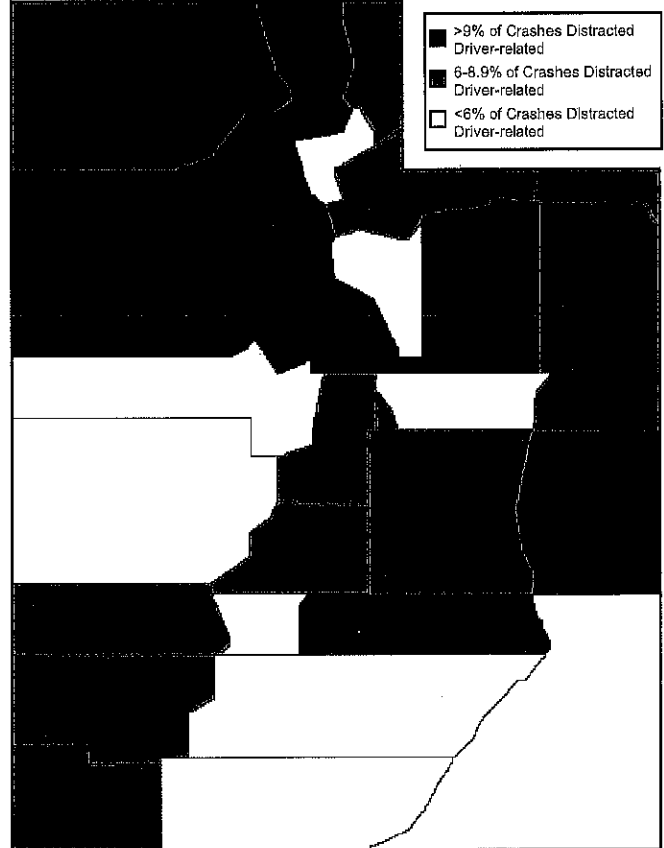


**Driver Distraction Crashes by Hour (Utah 2016)**



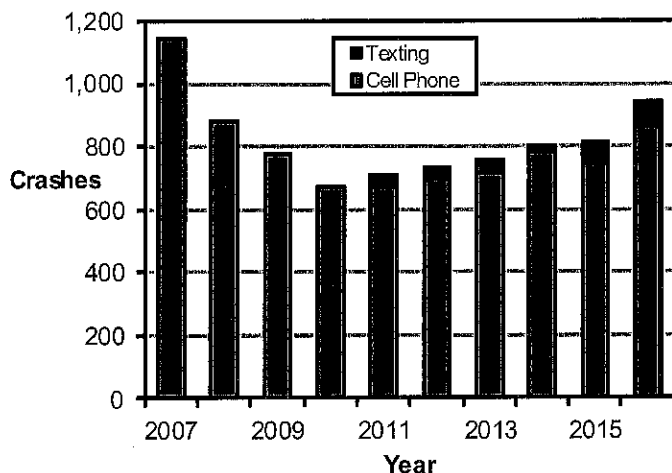
- Driver distraction crashes peaked during the hours of 4:00 p.m.-6:59 p.m.

**Distracted Driver Crashes by County (Utah 2016)**



- Cache, Utah, Weber, and Grand Counties had the highest percent of crashes that involved a distracted driver.

**Crashes Involving Drivers on Cell Phones and Texting (Utah 2007-2016)**



- In 2007, a law was passed prohibiting hand-held telephone use which could only be enforced if a moving traffic violation was committed.
- In 2009, a law was passed prohibiting texting while operating a moving motor vehicle.
- In 2011, texting was added to the distracted driving options on the police traffic crash report.
- Crashes involving drivers on cell phones decreased for three years after the 2007 law was passed.
- Crashes involving drivers on cell phones have increased for six straight years.