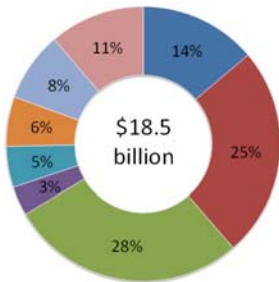


# BUDGET OF THE STATE OF UTAH

Total (All Funds) - FY 2020: \$18,532,717,600

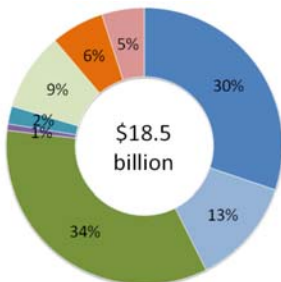
State Funds (GF/EF/USF) - FY 2020: \$7,956,915,000

Where It Comes From: All Funds



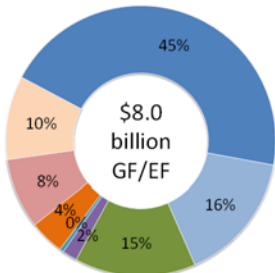
- General Fund
- Federal Funds
- Transp. Investment Fund
- Dedicated Credits
- Education Fund
- Transportation Fund
- Local Education Revenue
- Other

Where It Goes: All Funds



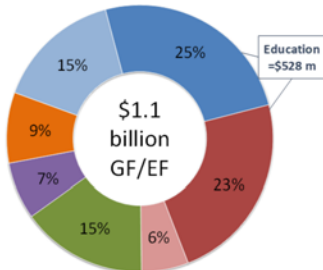
- Public Education
- Social Services
- Debt Service
- General Gov't
- Higher Education
- Capital Facilities
- Transportation
- Law Enforcement

Where it Goes: State Funds Only



- Public Education
- Social Services
- Debt Service
- Law Enforcement
- Higher Education
- Other Capital Budgets
- General Gov't
- Transfers/Other

Where It Goes: New State Funds



- Higher Education
- Social Services
- Law Enforcement
- General Gov't/Other
- Public Education
- State Buildings
- Rainy Day Deposits

# STATE BUDGET

## 2019 General Session Highlights

### General

- Total State Population (CY19 Est.) = 3,260,765
- State Specific GDP (CY17 Est.) = \$164.9 Billion ↑ 4.7%
- FTE Employment: Total State (CY19 Est.) = 1,579,900
  - a. *Unemployment Rate = 3.0% ↓ from 3.1%*
  - b. *State Government & Higher Education Total (FY20 Est.) = 36,523*
  - c. *Public Education Total (FY18) = 62,122, Includes 35,819 Licensed Educators (29,188 Classroom Teachers)*
- Total Public Education Fall Enrollment (Fall 18) = 659,438
  - a. *Est. Fall Enrollment (Fall 19) = 666,188, ↑ 6,750 or 1.02%*
- Higher Education FTE Enrollment (FY18) = 122,086, ↑ 2,118 or 1.8%
- Medicaid Recipients (FY20) = 307,600, ↓ 5,700 or 1.8%

### Select Rates

- WPU Value (FY20) = \$3,532, ↑ 4.0% from \$3,395
- Higher Education Tuition (FY19) = Range of \$3,326 at Snow College to \$7,997 at the University of Utah per year
- Final State Daily Incarceration Rate (FY19) = \$73.87 per inmate, ↑ 2.0%
- State & Higher Education Employee Compensation (FY20) = 2.5% Salary Increase, 4.4% Health Insurance Increase

### Select Reserves

- Rainy Day Fund Balances:
  - a. *General Fund (FY20) = \$249.9 Million, ↑ \$24.8 Million (Approx. 8.6% of FY 20 Appropriations)*
  - b. *Education Fund (FY20) = \$507.5 Million, ↑ \$69.1 Million (Approx. 10.1% of FY 20 Appropriations)*
- Disaster Recovery Fund (FY18) = \$12.0 Million ↑ 8.4%
- Medicaid Budget Stabilization Account (FY18) = \$74.8 Million
- Permanent School Trust Fund (FY18) = \$2.5 Billion, ↑ 3.6%
- State Endowment Fund (FY18) = \$215.2 Million, ↑ 9.7%
- General Fund Earmarks (FY20) = \$713.0 Million (\$644.0 M for Roads)

### Select Liabilities

- Outstanding Debt-GO Bonds (FY18) = \$2.5 Billion, ↑ 11.8%
- Net Pension Liability (FY17) = \$3.5 Billion, ↑ 2.9%
- Other Post-Employment Benefits (FY17) = \$126.0 Million, ↓ 2.2%

Please visit [budget.utah.gov](http://budget.utah.gov) for more details.

3/29/2019



UTAH STATE  
**LEGISLATURE**