

FFY 2017 STATE CSBG FACTSHEETS



From the UT FFY 2017 Community Services Block Grant Information System Survey

Utah


CSBG NETWORK PARTICIPANTS

The Utah State Office administered CSBG funds to **9 Community Action Agencies**.

In Utah, Community Action Agencies provided services to **190,174 low income individuals**.

Vulnerable populations served included:

75% of families served by the CSBG Network lived below **100%** of the Federal Poverty Guidelines.



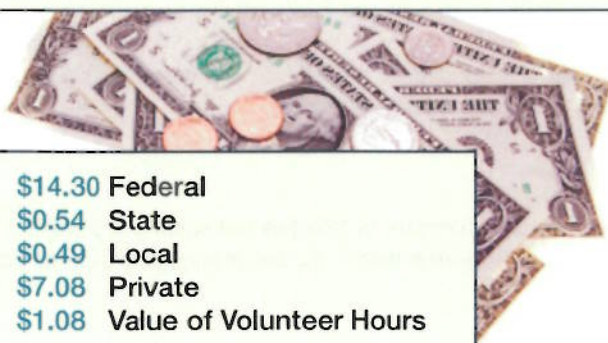
46% of families served in UT were in severe poverty, below **50%** of the Federal Poverty Guidelines.

Nationally, of the **6.5 million families** served by the CSBG Network who reported income, **82.7%** were living at or below **125%** of the Federal Poverty Guidelines.

Nationally, over **1,000 Community Action Agencies** receiving CSBG funding provided services to **16.2 million individuals with low incomes**.

CSBG NETWORK RESOURCES

For every **\$1** of CSBG, the UT Network leveraged **\$23.5** from federal, state, local, and private sources, including the value of volunteer hours.*



\$3,005,691 in CSBG funds were allocated in support of local entities in Utah.

The UT Network's non-CSBG funding totaled **\$67,372,366**.

*Value of volunteer hours calculated using federal minimum wage, except in those states with a higher minimum wage.
 ** Values may not equal total due to rounding.

FFY 2017 STATE CSBG FACTSHEETS



From the UT FFY 2017 Community Services Block Grant Information System Survey

CSBG PERFORMANCE OUTCOMES FOR UTAH

Services and strategies provided by the UT Network resulted in 256,603 outcomes for participants and communities with low incomes.

Outcomes Include:

46,909 Employment

Participants with low incomes in the CSBG Network employment initiatives obtained supports which reduced or eliminated barriers to initial or continuous employment, acquired a job, increased their income, or achieved "living wage" employment and benefits.

32,517 Economic Asset Enhancement and Utilization

Households with low incomes increased their financial assets or financial skills.

25,368 Child and Family Development

Infants, children, youth, parents, and other adults participated in developmental or enrichment programs facilitated by the CSBG Network and achieved program goals.

19,641 Independent Living for Vulnerable Populations with Low Incomes

Vulnerable individuals with low incomes received services from the CSBG Network and secured or maintained an independent living situation as a result.

29,553 Family Stability

Participants with low incomes obtained supports which reduced or eliminated barriers to family stability through assistance from the CSBG Network.

76,285 Emergency Assistance

Individuals and families with low incomes received emergency assistance from the CSBG Network.

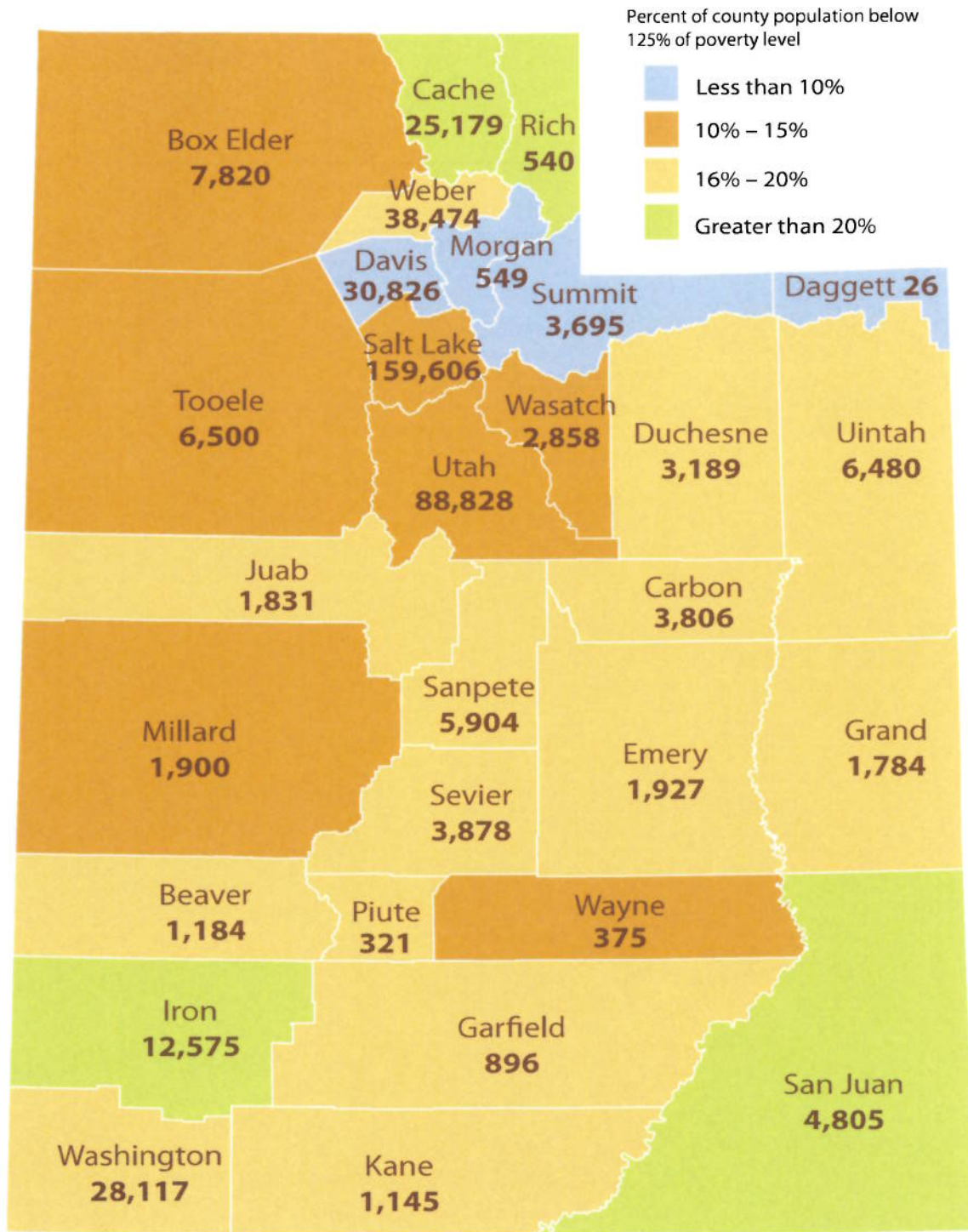
4,817 Community Opportunities and Resources

Community opportunities or resources were improved or expanded for people with low incomes as a result of CSBG Network projects or initiatives, or partnerships with other public and private agencies.

21,513 Community Empowerment

Community members and people with low incomes mobilized to engage in activities that support and promote their own well-being and that of their community as a result of CSBG Network initiatives through maximum feasible participation.

Number of Utahns Below 125% of Poverty Level



Source: 2013-2017 American Communities Survey Estimates

Equal Opportunity Employer Program • Auxiliary aids and services are available upon request to individuals with disabilities by calling 801-526-9240. Individuals who are deaf, hard of hearing, or have speech impairments may call Relay Utah by dialing 711. Spanish Relay Utah: 1-888-346-1162



