



LEGISLATIVE BRIEF

No. 3 • January 2020

Richard Amon, PhD

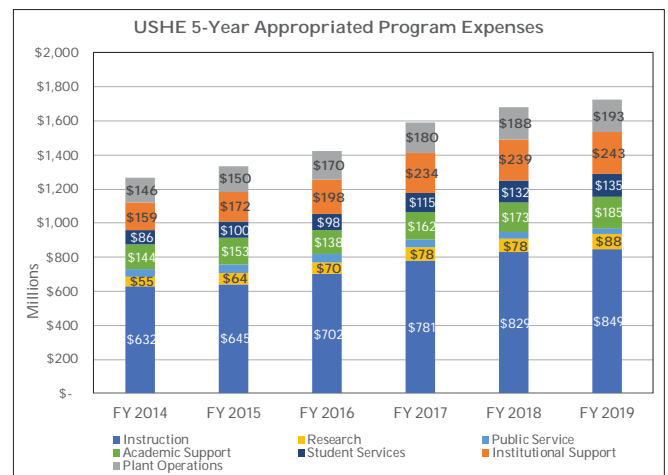
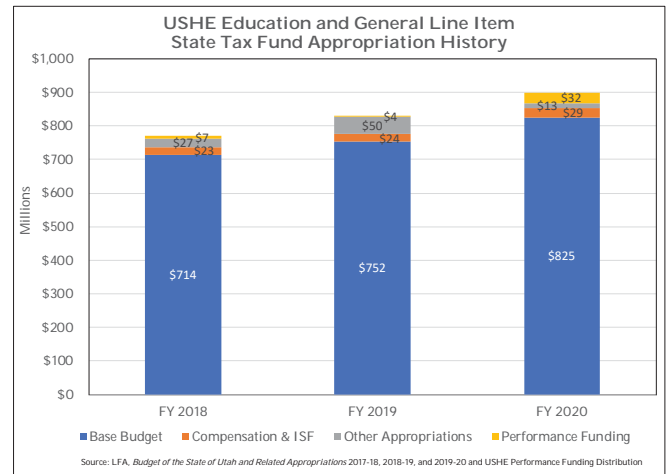
Institutional Financial Summaries 2020 General Session

The Legislature communicated a desire for a simple, clear, and standardized approach to better understand USHE institutional finances. The following sections provide a one-page (front and back) summary of USHE institutional finances, debt, enrollment, and awards and completions.

Utah System of Higher Education Summary

Revenues/Other Addition	2018-19 Actual Appropriated	2018-19 Actual All Sources
Tuition and Fees	\$ 863,992,654	\$ 928,048,411
Operating Grants/ Contracts		779,294,042
Sales/Services and Auxiliaries		1,255,018,845
Hospitals		2,460,034,000
Other Operating Revenue	1,377,824	460,724,841
State/ Federal Appropriations	978,031,650	1,020,219,781
Federal/State Grants		235,549,228
Gifts/Contributions		212,380,934
Investment Income		200,609,602
Other Non-Operating	6,326,485	(21,879,154)
Capital Appropriations		168,727,859
Capital Grants & Gifts		93,204,439
Additions to Endowments		40,685,445
Other Revenues	107,402,904	
Total Revenues	\$1,957,131,517	\$7,832,618,273

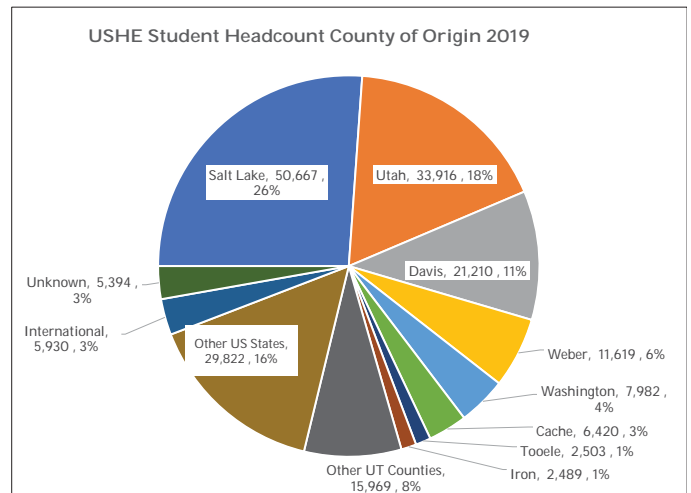
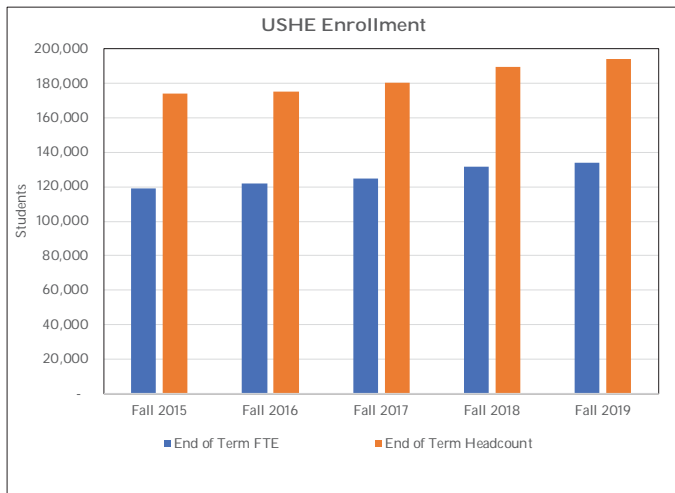
Program Expenses	2018-19 Actual Appropriated	2018-19 Actual All Sources
Instruction	\$ 848,892,319	\$ 1,140,440,164
Research	88,453,377	625,303,759
Public Service	34,140,135	797,206,217
Academic Support	185,036,722	326,970,084
Student Services	134,710,250	233,820,243
Institutional Support	243,302,563	407,539,333
Plant Operations	193,098,541	246,314,386
Depreciation		356,529,891
Scholarships/ Fellowships	11,379,510	161,845,000
Independent Ops./Auxiliary		779,560,949
Hospital Operations		2,052,533,000
Other Expenses/ Deductions	69,901,142	197,512,000
Interest/Non-Operating		32,704,818
Total Expenses	\$1,808,914,558	\$7,358,279,844



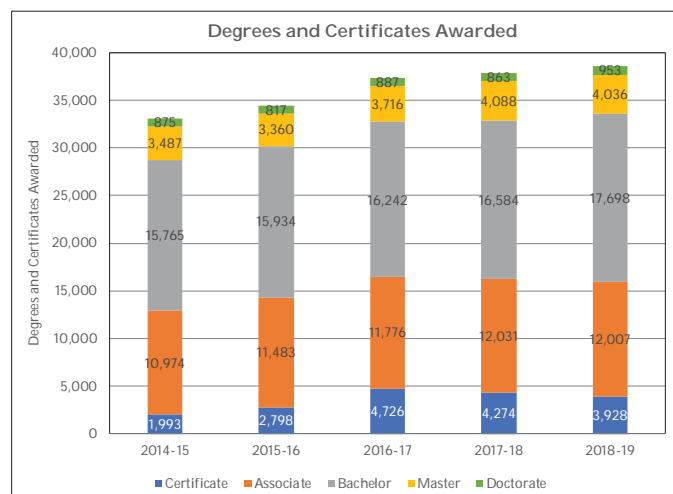
USHE Outstanding Revenue Bonds

Original Issuance Amount	\$1,951,566,000
Outstanding Balance 6/30/19	1,246,475,000

Student Enrollment

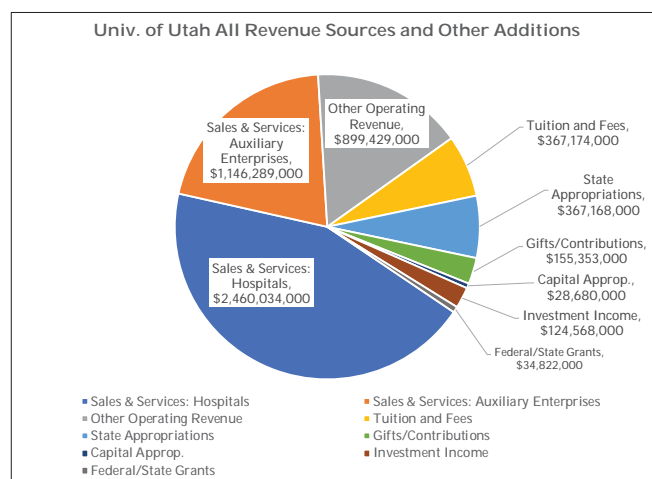


System Awards

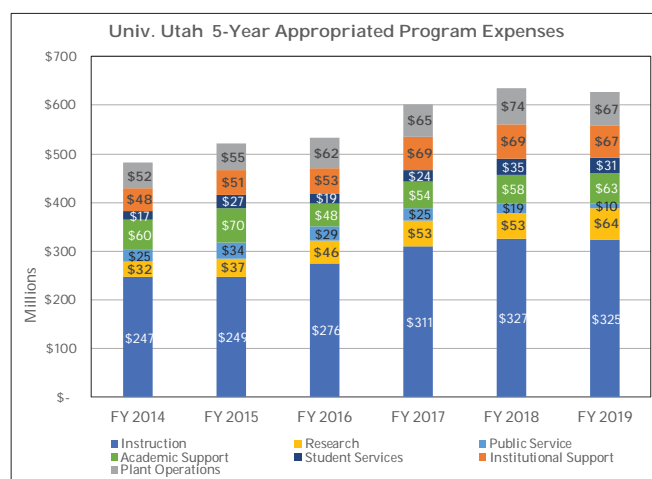


University of Utah Financial and Other Key Indicators

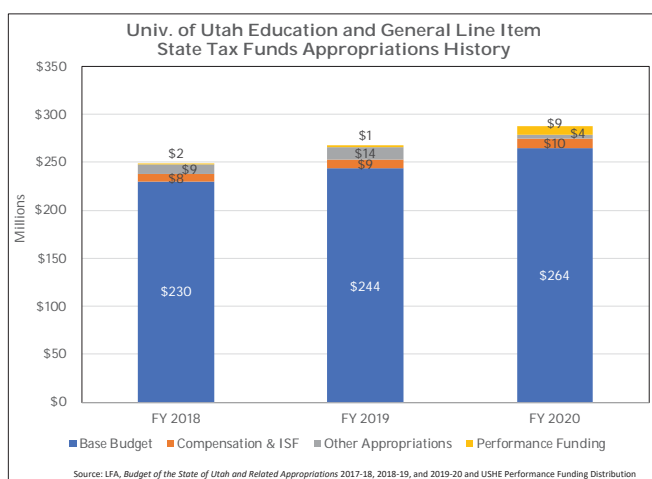
Revenues/Other Additions	2018-19 Actual Appropriated	2018-19 Actual All Sources
Tuition and Fees	\$ 339,053,631	\$ 367,174,000
Operating Grants/ Contracts		483,626,000
Sales/Services and Auxiliaries		1,146,289,000
Hospitals		2,460,034,000
Other Operating Revenue	992,400	368,303,000
State/ Federal Appropriations	327,105,600	367,168,000
Federal/State Grants		34,822,000
Gifts/Contributions		155,353,000
Investment Income		124,568,000
Other Non-Operating	4,800,000	(65,552,000)
Capital Appropriations		28,680,000
Capital Grants & Gifts		82,415,000
Additions to Endowments		30,637,000
Other Revenues	13,768,483	
Total Revenues	\$ 685,720,114	\$5,583,517,000



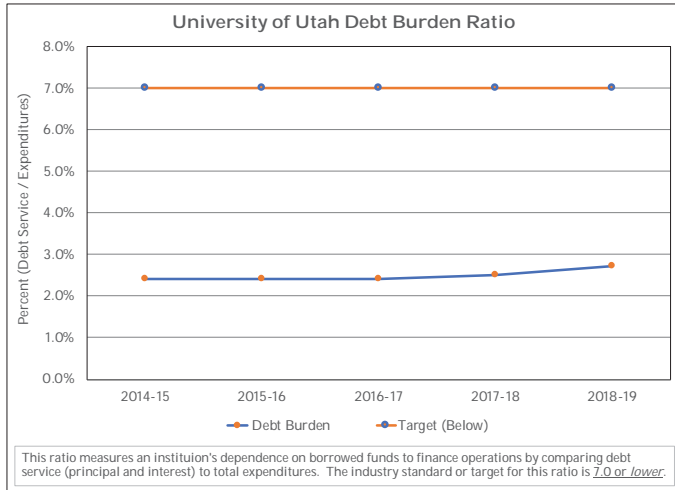
Program Expenses	2018-19 Actual Appropriated	2018-19 All Sources
Instruction	\$ 325,196,815	\$ 534,240,000
Research	63,636,031	413,716,000
Public Service	9,860,006	686,964,000
Academic Support	62,707,230	180,711,000
Student Services	30,731,867	82,074,000
Institutional Support	67,358,896	169,638,000
Plant Operations	67,050,479	103,693,000
Depreciation		236,321,000
Scholarships/ Fellowships		28,510,000
Independent Operations		655,727,000
Hospital Operations		2,052,533,000
Other Expenses/ Deductions		197,512,000
Interest/Non-Operating		
Total Expenses	\$ 626,541,324	\$5,341,639,000



Expense Category	2018-19 Actual Appropriated
Regular Faculty Wages	\$ 177,350,432
Adjunct and TA Wages	26,226,496
Executive/Staff Wages	194,648,167
Employee Benefits	141,327,747
Travel	7,684,262
Current Expense	59,164,080
Fuel and Power	17,105,367
Equipment	3,034,772
Transfers	
Total Expenses	\$ 626,541,324



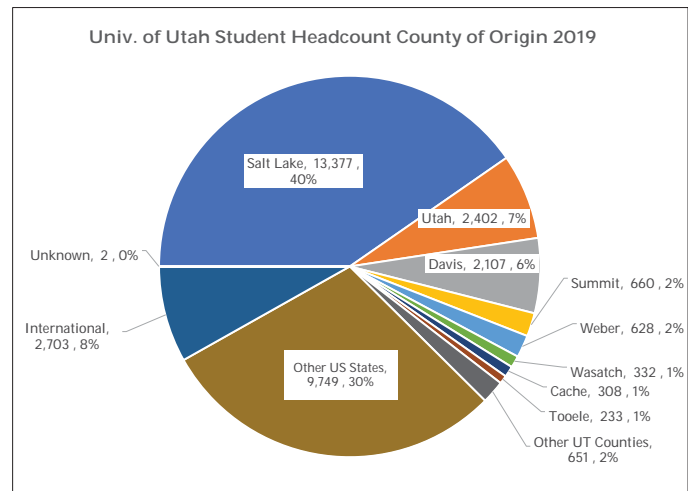
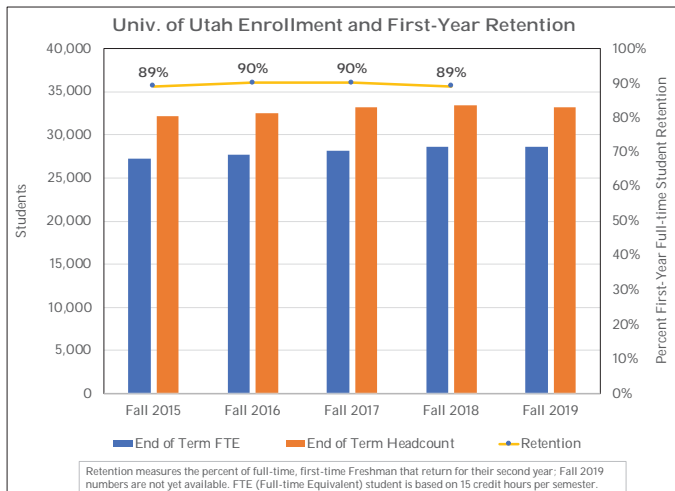
Institutional Indebtedness



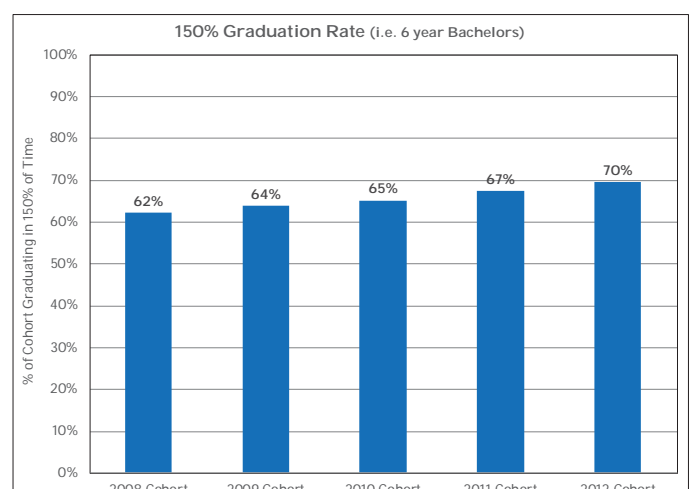
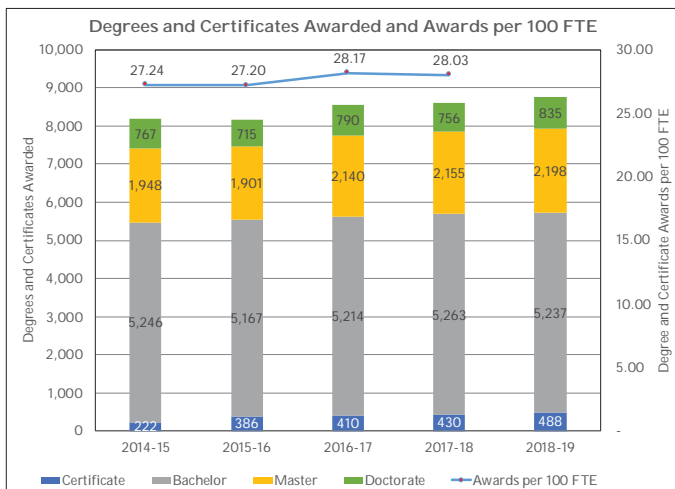
Outstanding Revenue Bonds

Original Issuance Amount	\$1,437,310,000
Outstanding Balance 6/30/19	859,745,000
Weighted Years to Maturity	18.0 years

Student Enrollment

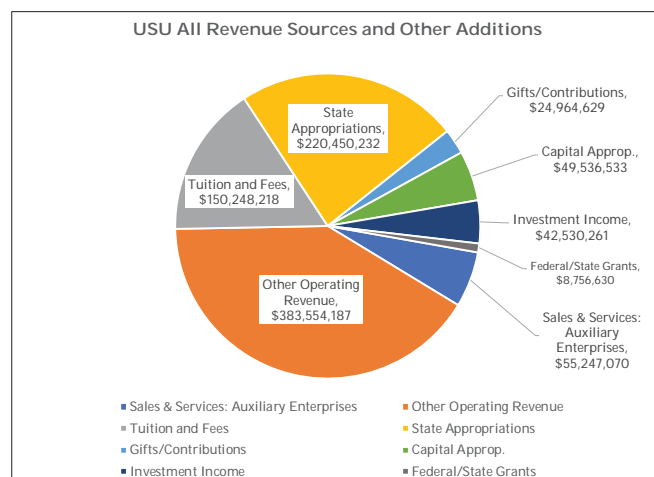


Awards and Completions

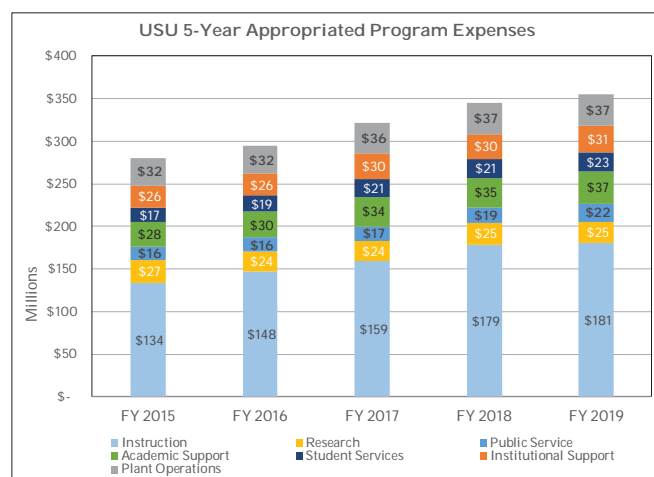


Utah State University Financial and Other Key Indicators

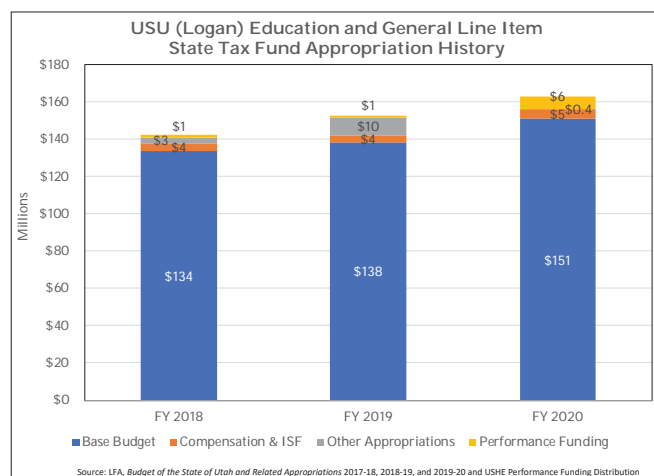
Revenues/Other Additions	2018-19 Actual Appropriated	2018-19 Actual All Sources
Tuition and Fees	\$ 156,843,428	\$ 150,248,218
Operating Grants/ Contracts		285,524,851
Sales/Services and Auxiliaries		55,247,070
Other Operating Revenue	212,559	46,802,270
State/ Federal Appropriations	223,898,350	\$220,450,232
Federal/State Grants		8,756,630
Gifts/Contributions		24,964,629
Investment Income		42,530,261
Other Non-Operating	1,526,485	42,766,630
Capital Appropriations		\$ 49,536,533
Capital Grants & Gifts		4,654,726
Additions to Endowments		3,805,710
Other Revenues	44,977,106	
Total Revenues	\$ 427,457,928	\$ 935,287,760



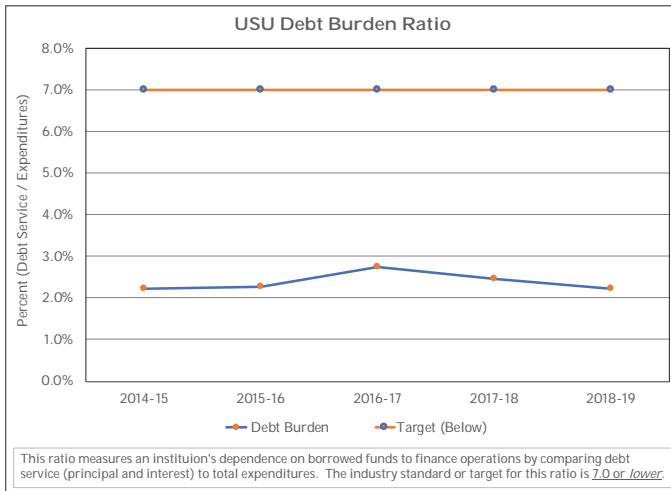
Program Expenses	2018-19 Actual Appropriated	2018-19 All Sources
Instruction	\$ 180,772,129	\$ 204,671,488
Research	24,568,658	210,224,606
Public Service	21,685,383	79,449,664
Academic Support	37,303,824	43,026,511
Student Services	22,957,331	28,520,264
Institutional Support	30,900,931	66,123,819
Plant Operations	37,076,046	50,356,828
Depreciation		51,165,284
Scholarships/ Fellowships	2,488,077	34,454,937
Auxiliary Enterprises		52,405,387
Other Expenses/ Deductions	27,025,476	
Interest/Non-Operating		\$ 20,590,398
Total Expenses	\$ 384,777,856	\$ 840,989,186



Expense Category	2018-19 Actual Appropriated
Regular Faculty Wages	\$ 91,348,322
Adjunct and TA Wages	5,689,029
Executive/Staff Wages	109,015,858
Employee Benefits	84,899,345
Travel	\$ 4,751,647
Current Expense	49,012,502
Fuel and Power	10,528,330
Equipment	2,507,349
Transfers	27,025,476
Total Expenses	\$ 384,777,856



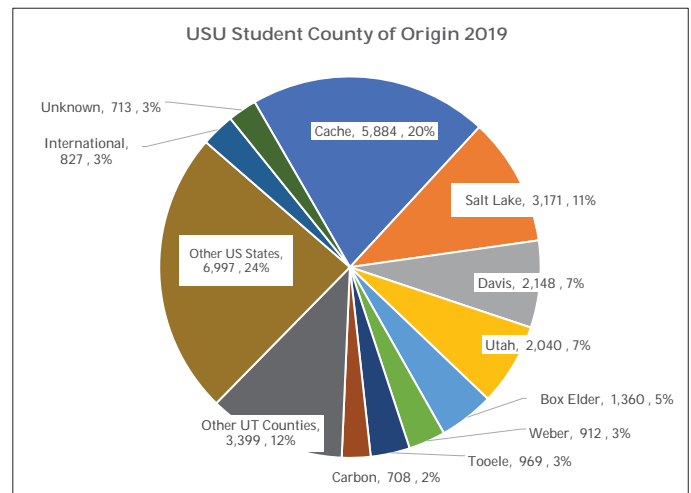
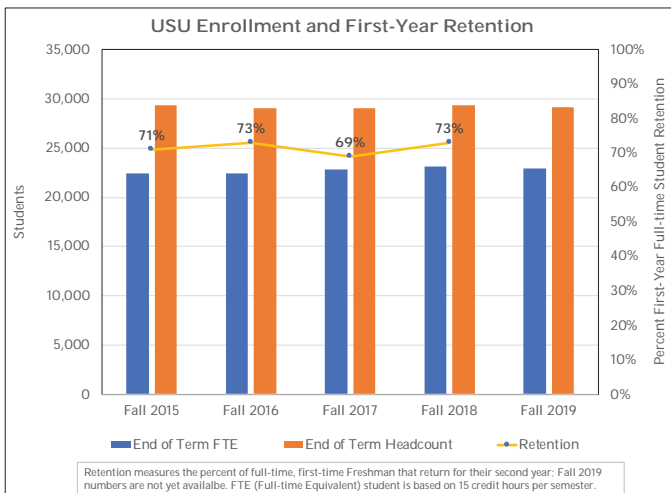
Institutional Indebtedness



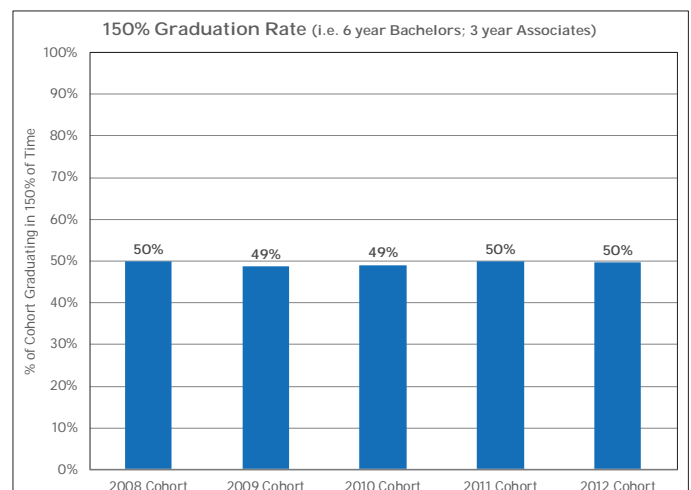
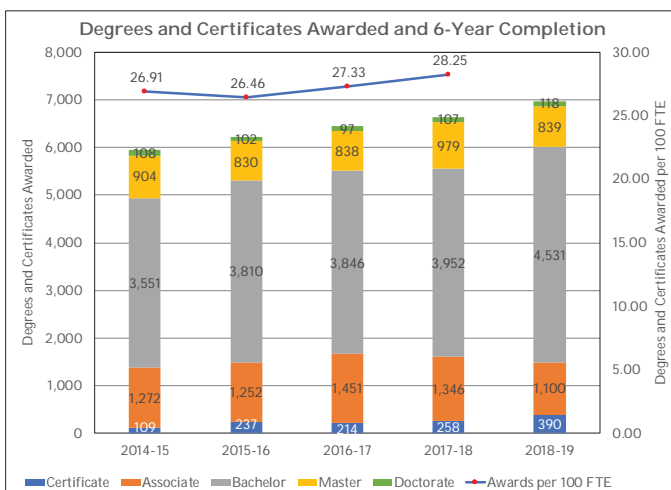
Outstanding Revenue Bonds

Original Issuance Amount	\$278,811,000
Outstanding Balance 6/30/19	224,750,000
Weighted Years to Maturity	24.2 years

Student Enrollment

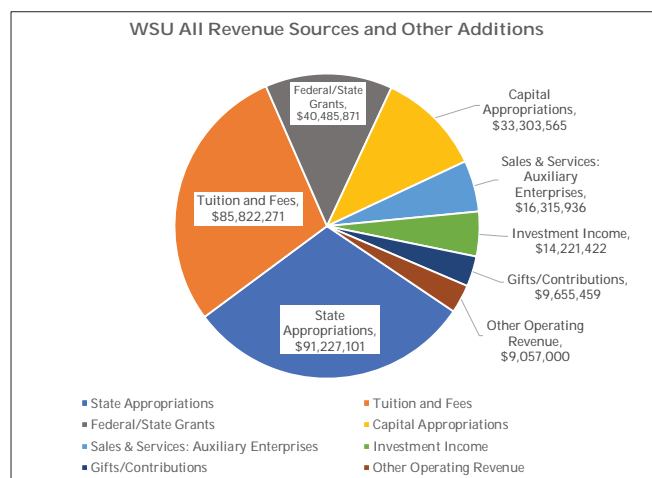


Awards and Completion

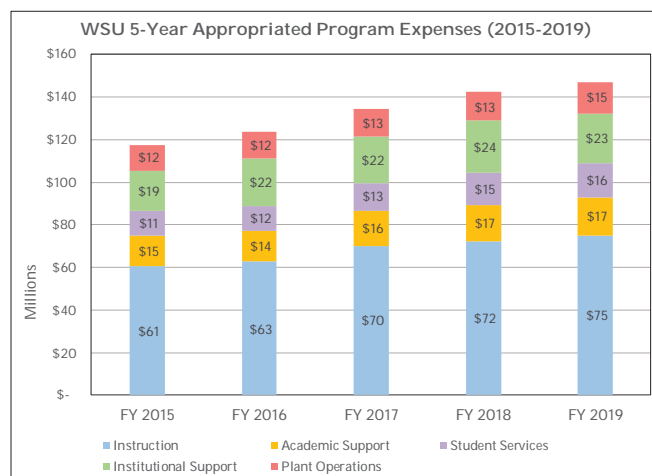


Weber State University Financial and Other Key Indicators

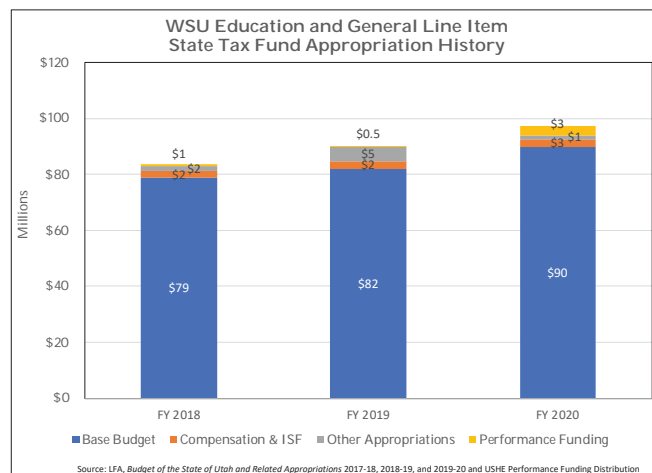
Revenues/Other Additions	2018-19 Actual Appropriated	2018-19 Actual All Sources
Tuition and Fees	\$ 76,624,549	\$ 85,822,271
Operating Grants/ Contracts		713,206
Sales/Services and Auxiliaries		16,315,936
Other Operating Revenue		9,057,000
State/Federal Appropriations	\$ 90,744,300	\$ 91,227,101
Federal/State Grants		40,485,871
Gifts/Contributions		9,655,459
Investment Income		14,221,422
Other Non-Operating		
Capital Appropriations		\$ 33,303,565
Capital Grants & Gifts		765,794
Additions to Endowments		3,873,830
Other Revenues	5,801,830	
Total Revenues	\$ 173,170,679	\$ 305,441,455



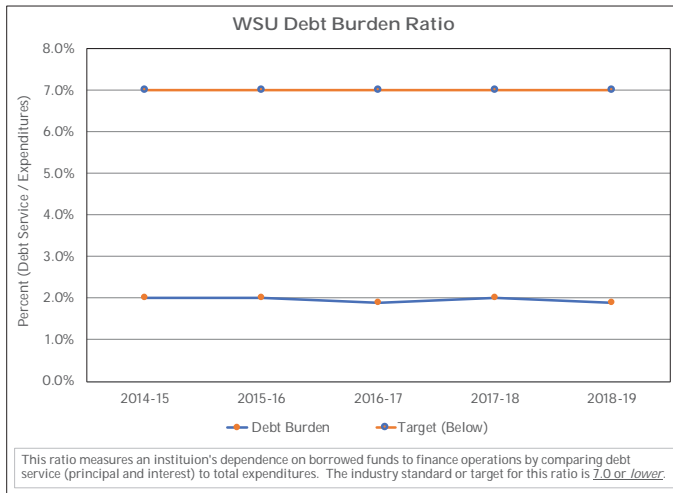
Program Expenses	2018-19 Actual Appropriated	2018-19 All Sources
Instruction	\$ 75,251,621	\$ 90,190,977
Research	248,688	824,090
Public Service	308,809	1,888,452
Academic Support	17,449,295	24,568,584
Student Services	16,135,666	22,287,162
Institutional Support	23,480,989	29,277,535
Plant Operations	14,582,167	26,664,922
Depreciation		18,013,006
Scholarships/ Fellowships		15,198,659
Auxiliary Enterprises		24,855,350
Other Expenses/ Deductions	21,466,338	
Interest/Non-Operating		\$ 1,760,107
Total Expenses	\$ 168,923,574	\$ 255,528,844



Expense Category	2018-19 Actual Appropriated
Regular Faculty Wages	\$ 37,748,024
Adjunct and TA Wages	8,670,830
Executive/Staff Wages	43,211,905
Employee Benefits	36,243,759
Travel	\$ 1,378,851
Current Expense	17,094,707
Fuel and Power	2,291,775
Equipment	817,385
Transfers	21,466,338
Total Expenses	\$ 168,923,574

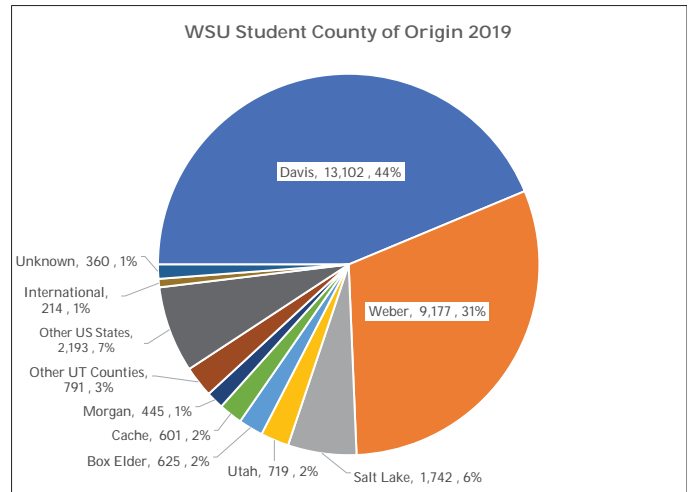
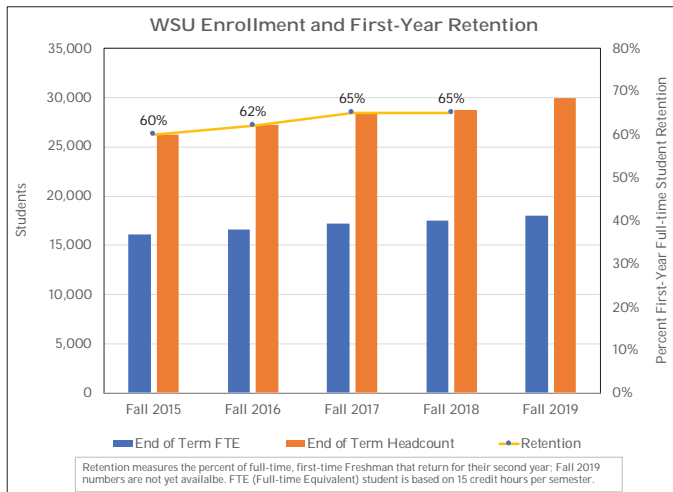


Institutional Indebtedness

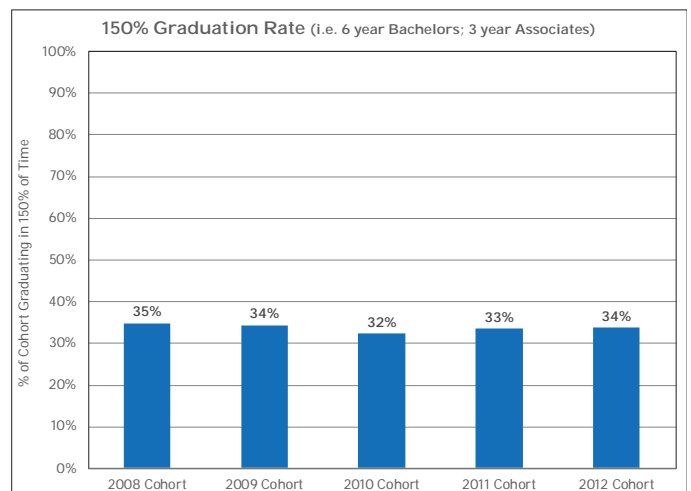
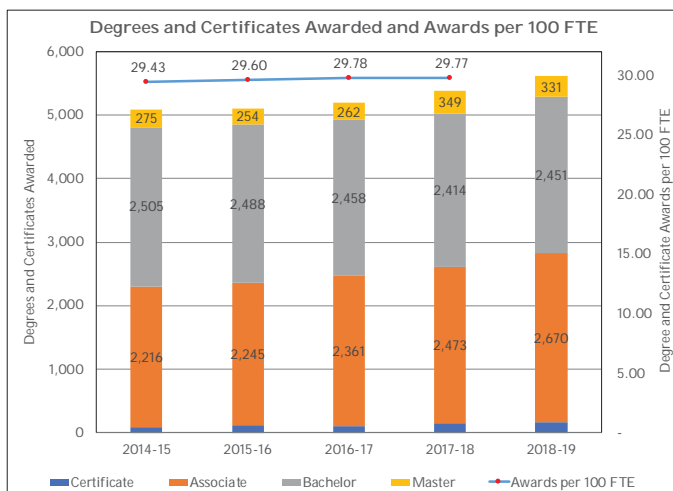


Outstanding Revenue Bonds	
Original Issuance Amount	\$56,745,000
Outstanding Balance 6/30/19	44,780,000
Weighted Years to Maturity	15.2 years

Student Enrollment

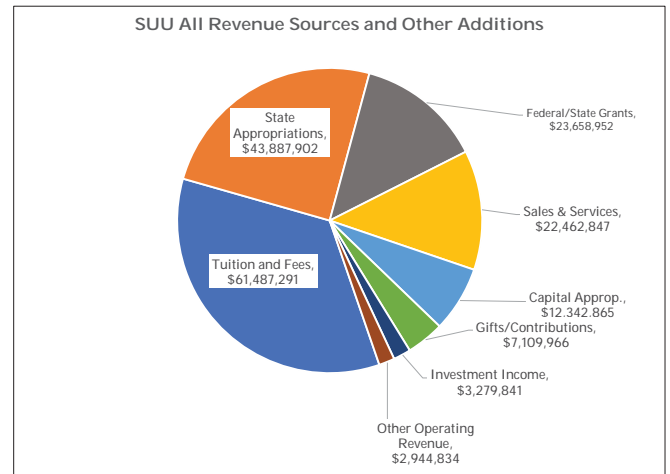


Awards and Completion

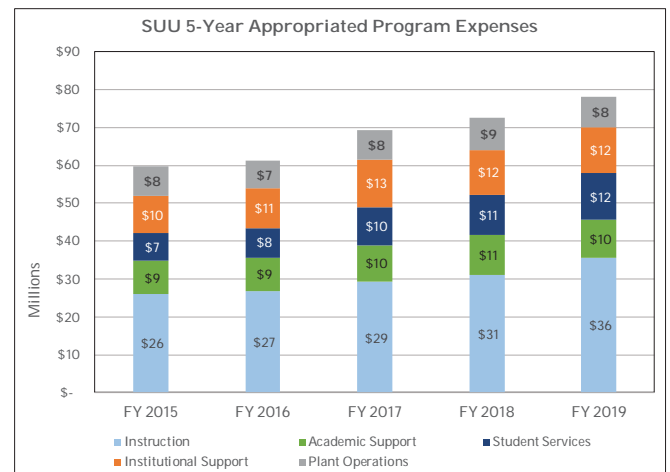


Southern Utah University Financial and Other Key Indicators

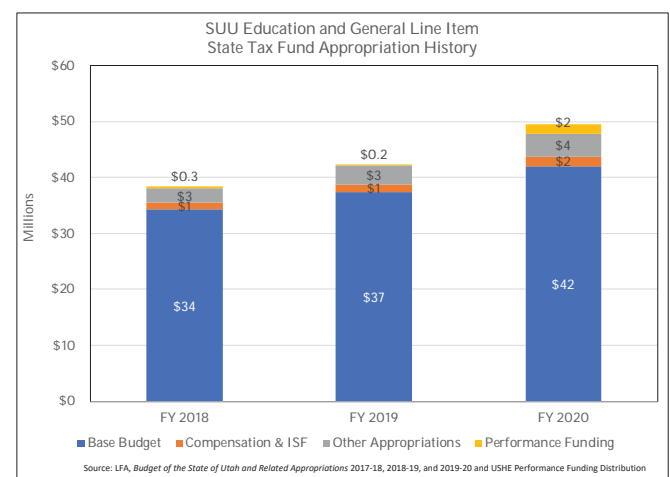
Revenues/Other Additions	2018-19 Actual Appropriated	2018-19 Actual All Sources
Tuition and Fees	\$ 49,632,428	\$ 61,487,291
Operating Grants/ Contracts		2,525,274
Sales/Services and Auxiliaries		22,462,847
Other Operating Revenue		31,818
State/Federal Appropriations	\$ 42,532,300	\$ 43,887,902
Federal/State Grants		23,658,952
Gifts/Contributions		4,526,920
Investment Income		3,279,841
Other Non-Operating		
Capital Appropriations		\$ 12,342,865
Capital Grants & Gifts		2,583,046
Additions to Endowments		387,742
Other Revenues	\$ 5,553,296	
Total Revenues	\$ 97,718,025	\$ 177,174,498



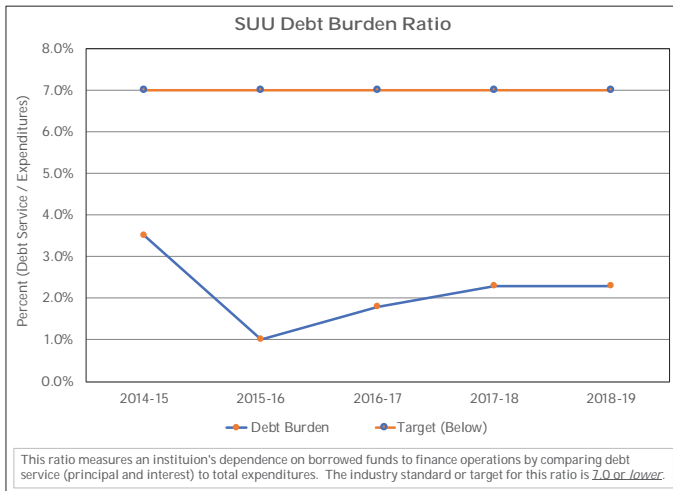
Program Expenses	2018-19 Actual Appropriated	2018-19 All Sources
Instruction	\$ 35,558,448	\$ 54,278,851
Research		70,037
Public Service	396,548	18,767,096
Academic Support	10,238,601	13,628,584
Student Services	12,188,627	21,969,918
Institutional Support	12,237,116	20,993,616
Plant Operations	8,026,830	7,586,351
Depreciation		7,926,939
Scholarships/ Fellowships	6,339,048	14,412,428
Auxiliary Enterprises		5,893,732
Other Expenses/ Deductions	6,143,924	
Interest/Non-Operating		\$ 1,630,902
Total Expenses	\$ 91,129,141	\$ 167,158,454



Expense Category	2018-19 Actual Appropriated
Regular Faculty Wages	\$ 19,393,990
Adjunct and TA Wages	2,775,193
Executive/Staff Wages	27,441,860
Employee Benefits	19,401,546
Travel	\$ 1,047,239
Current Expense	12,645,339
Fuel and Power	1,867,221
Equipment	412,829
Transfers	6,143,924
Total Expenses	\$ 91,129,141



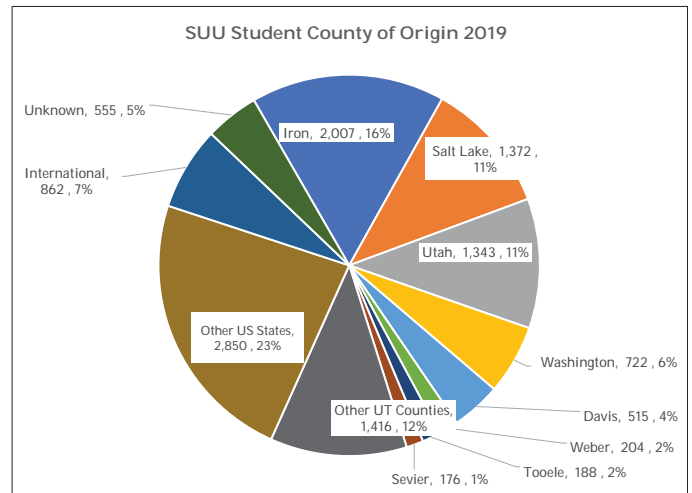
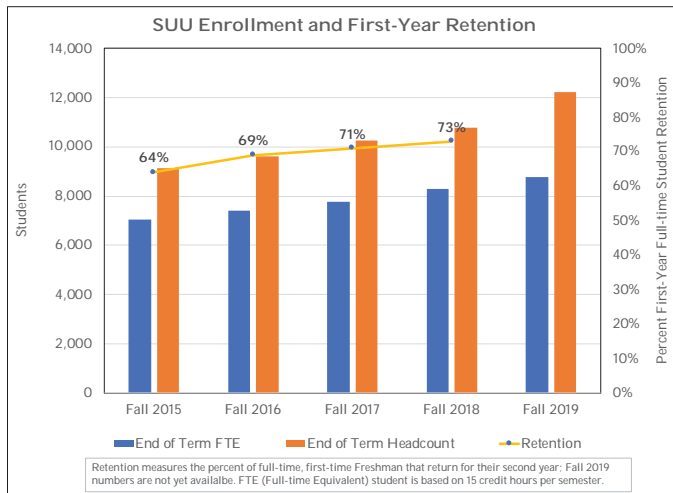
Institutional Indebtedness



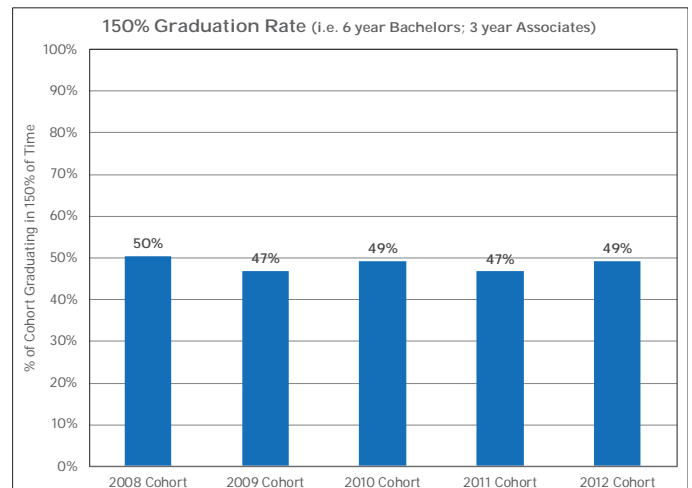
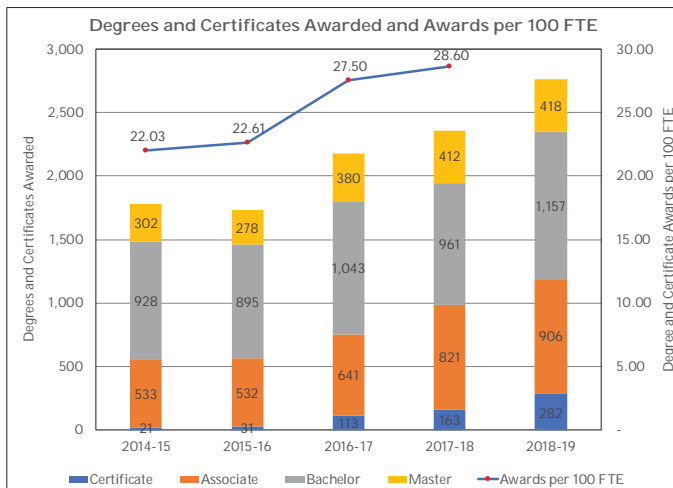
Outstanding Revenue Bonds

Original Issuance Amount	\$16,705,000
Outstanding Balance 6/30/19	11,810,000
Weighted Years to Maturity	11.7 years

Student Enrollment

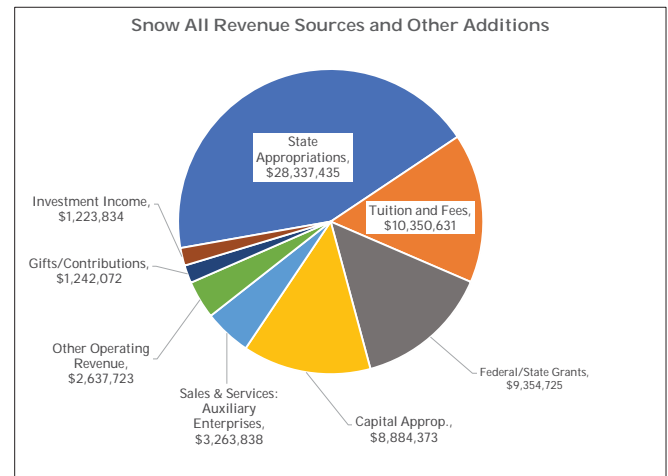


Awards and Completion

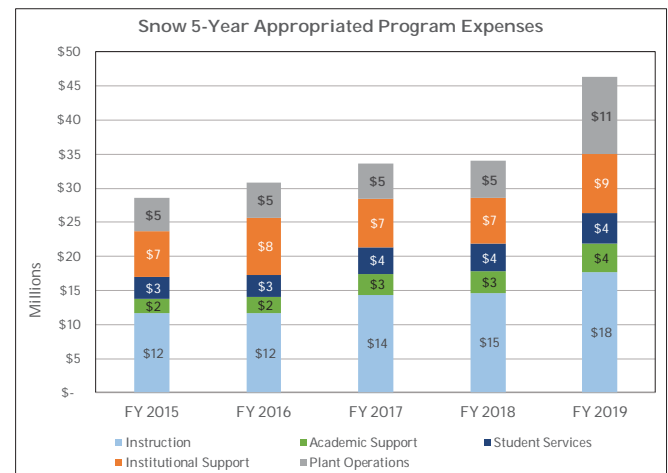


Snow College Financial and Other Key Indicators

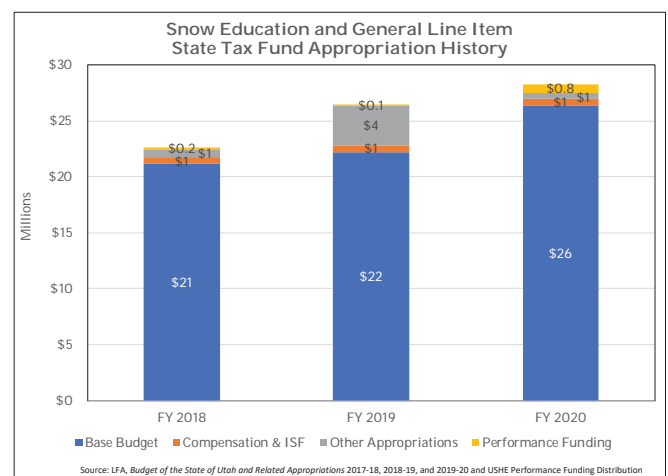
Revenues/Other Additions	2018-19 Actual Appropriated	2018-19 Actual All Sources
Tuition and Fees	\$ 11,633,942	\$ 10,350,631
Operating Grants/ Contracts		255,186
Sales/Services and Auxiliaries		3,263,838
Other Operating Revenue		1,888,671
State/Federal Appropriations	\$ 33,610,800	\$ 28,337,435
Federal/State Grants		9,354,725
Gifts/Contributions		1,242,072
Investment Income		1,223,834
Other Non-Operating		
Capital Appropriations		\$ 8,884,373
Capital Grants & Gifts		
Additions to Endowments		493,866
Other Revenues	3,498,610	
Total Revenues	\$ 48,743,352	\$ 65,294,631



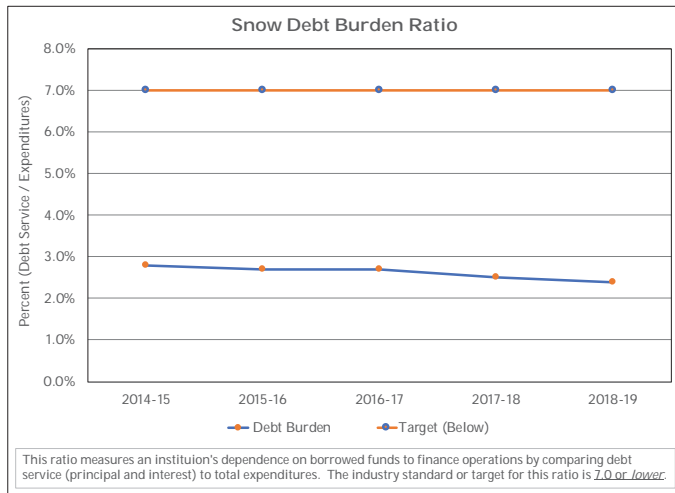
Program Expenses	2018-19 Actual Appropriated	2018-19 All Sources
Instruction	\$ 17,778,371	\$ 18,469,433
Research		38,359
Public Service	263,188	1,020,064
Academic Support	4,147,946	4,058,045
Student Services	4,489,763	8,541,059
Institutional Support	8,562,528	8,070,763
Plant Operations	11,296,544	6,108,605
Depreciation		5,346,790
Scholarships/ Fellowships		4,820,047
Auxiliary Enterprises		743,396
Other Expenses/ Deductions	32,000	
Interest/Non-Operating		\$ 612,411
Total Expenses	\$ 46,570,339	\$ 57,828,972



Expense Category	2018-19 Actual Appropriated
Regular Faculty Wages	\$ 8,571,626
Adjunct and TA Wages	1,944,919
Executive/Staff Wages	11,305,335
Employee Benefits	9,378,998
Travel	562,839
Current Expense	6,889,539
Fuel and Power	1,440,473
Equipment	794,610
Transfers	5,682,000
Total Expenses	\$ 46,570,339



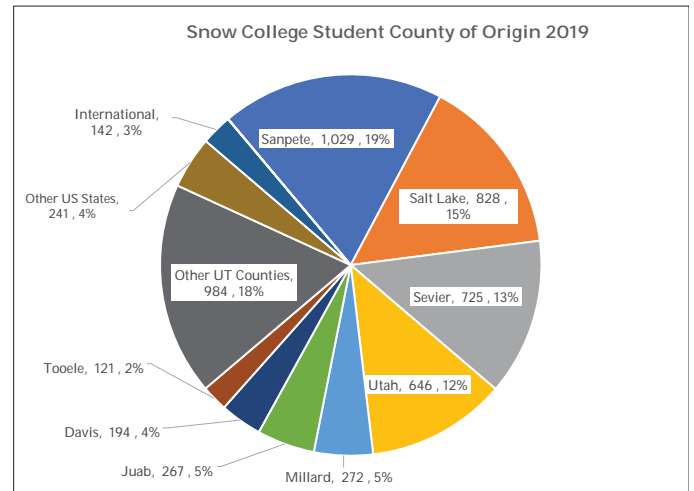
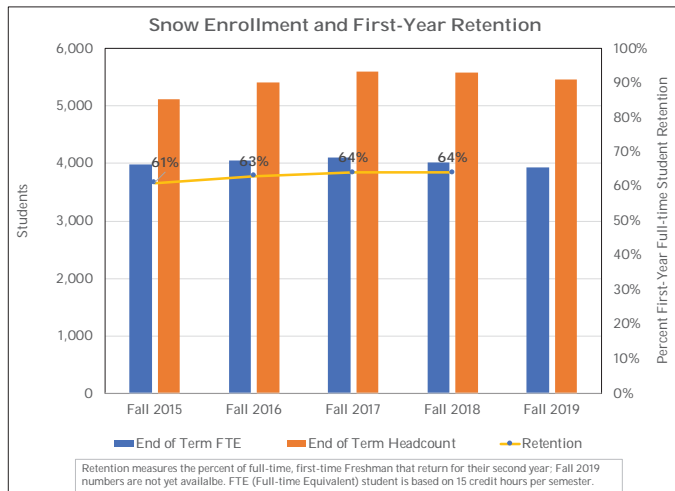
Institutional Indebtedness



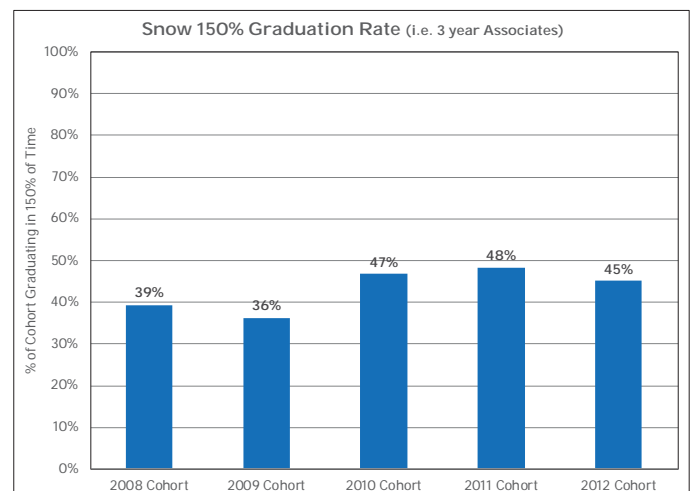
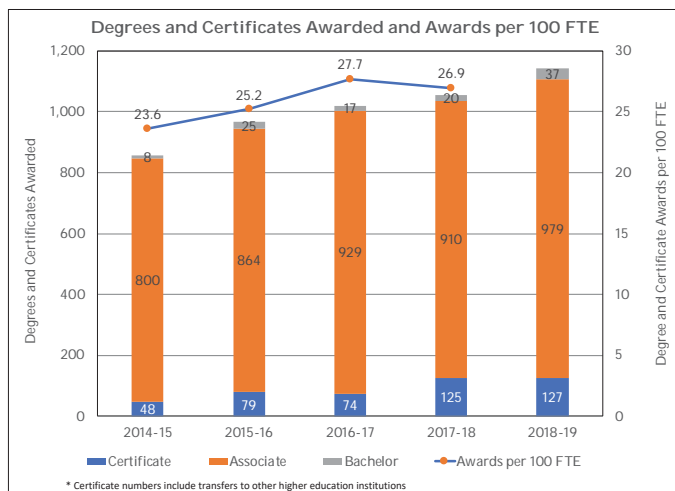
Outstanding Revenue Bonds

Original Issuance Amount	\$16,810,000
Outstanding Balance 6/30/19	13,285,000
Weighted Years to Maturity	18.0 years

Student Enrollment

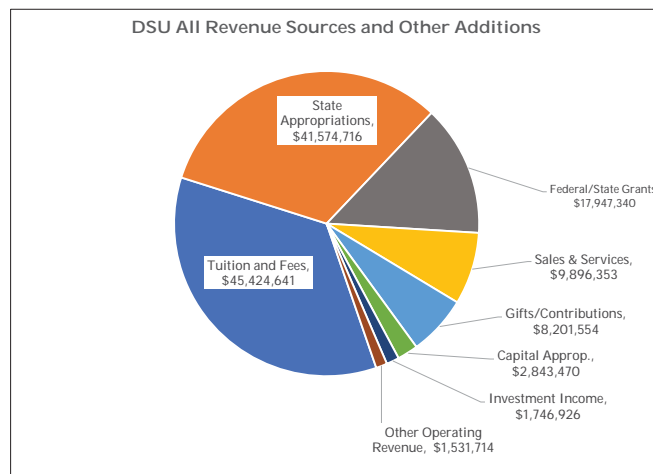


Awards and Completion

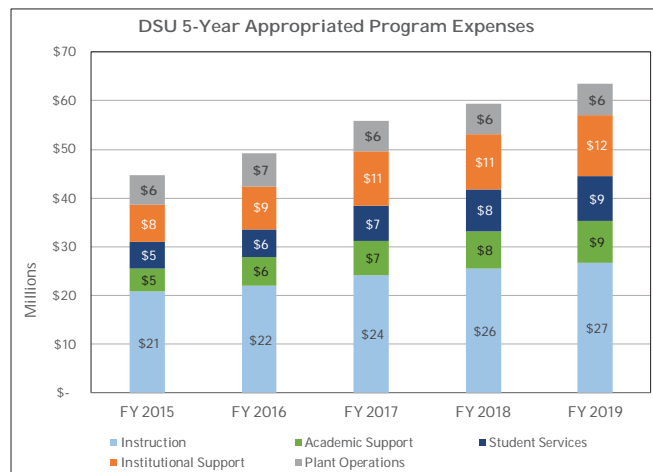


Dixie State University Financial and Other Key Indicators

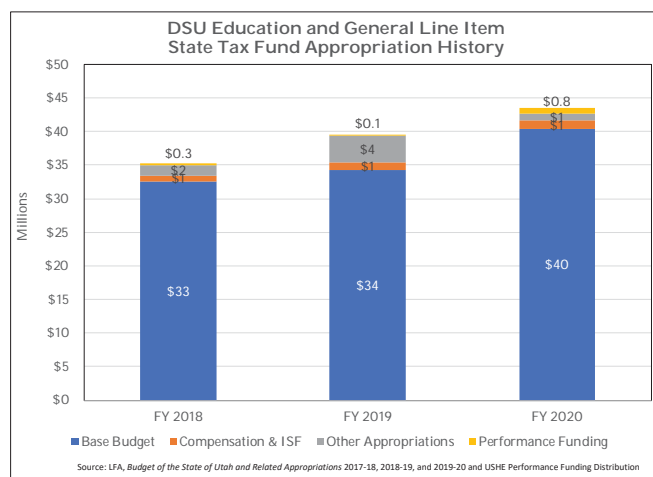
Revenues/Other Additions	2018-19 Actual Appropriated	2018-19 Actual All Sources
Tuition and Fees	\$ 32,877,450	\$ 45,424,641
Operating Grants/ Contracts		70,389
Sales/Services and Auxiliaries	19,400	9,896,353
Other Operating Revenue		1,195,507
State/Federal Appropriations	39,812,600	41,574,716
Federal/State Grants		17,947,340
Gifts/Contributions		5,433,194
Investment Income		1,746,926
Other Non-Operating		45,706
Capital Appropriations		2,843,470
Capital Grants & Gifts		2,768,360
Additions to Endowments		220,112
Other Revenues	3,540,468	
Total Revenues	\$ 76,249,919	\$ 129,166,714



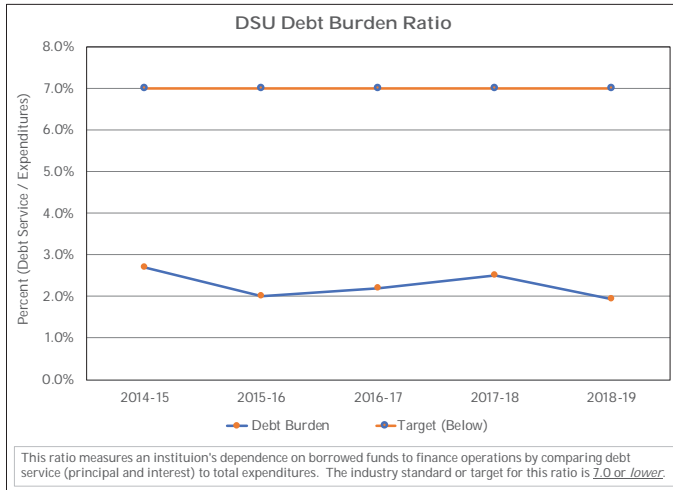
Program Expenses	2018-19 Actual Appropriated	2018-19 All Sources
Instruction	\$ 26,730,894	\$ 28,372,447
Research		60,419
Public Service	1,259,178	7,465,024
Academic Support	8,648,158	12,181,178
Student Services	9,145,945	14,413,857
Institutional Support	12,499,627	14,610,046
Plant Operations	6,428,338	7,691,644
Depreciation		6,970,943
Scholarships/ Fellowships	25,000	16,400,036
Auxiliary Enterprises		7,171,412
Other Expenses/ Deductions	7,915,679	
Interest/Non-Operating		2,370,475
Total Expenses	\$ 72,652,819	\$ 117,707,481



Expense Category	2018-19 Actual Appropriated
Regular Faculty Wages	\$ 13,963,484
Adjunct and TA Wages	4,871,246
Executive/Staff Wages	19,472,396
Employee Benefits	16,568,296
Travel	819,163
Current Expense	6,986,775
Fuel and Power	1,635,888
Equipment	419,894
Transfers	7,915,679
Total Expenses	\$ 72,652,819



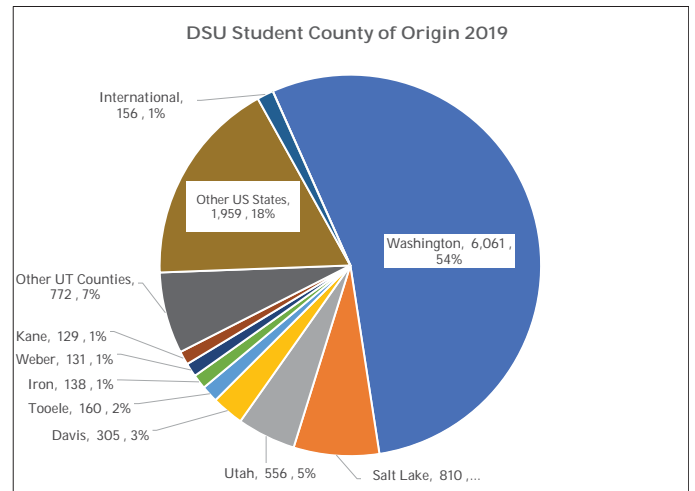
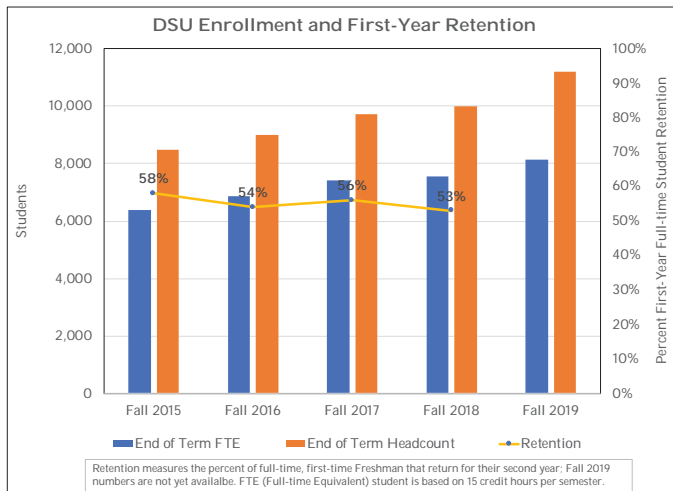
Institutional Indebtedness



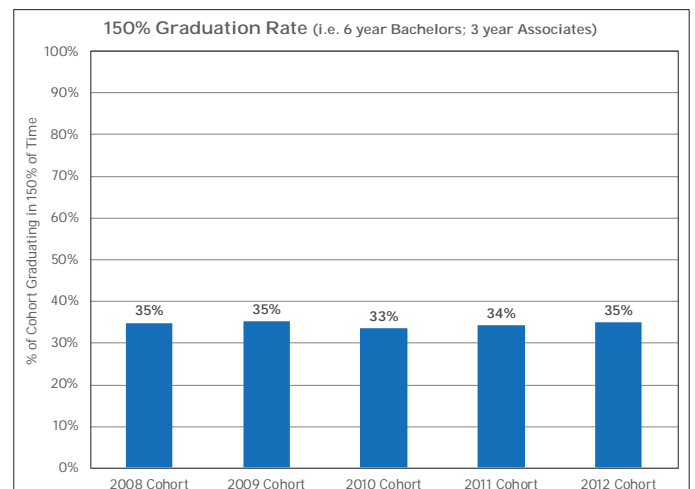
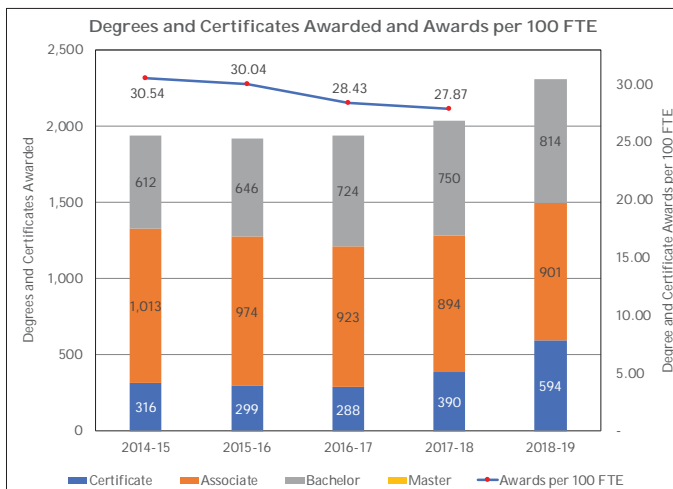
Outstanding Revenue Bonds

Original Issuance Amount	\$47,280,000
Outstanding Balance 6/30/19	42,215,000
Weighted Years to Maturity	28.7 years

Student Enrollment

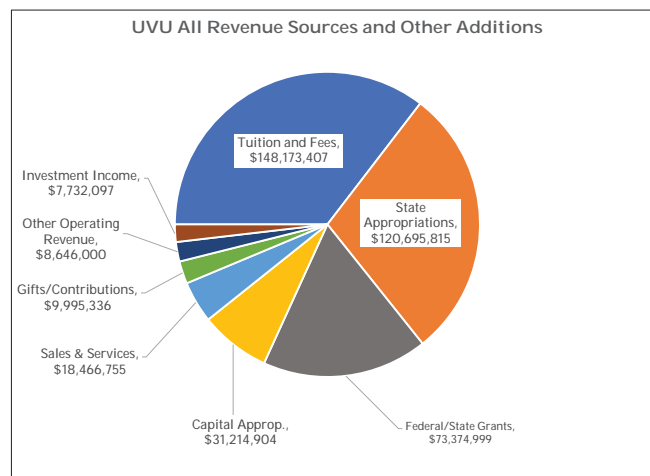


Awards and Completion

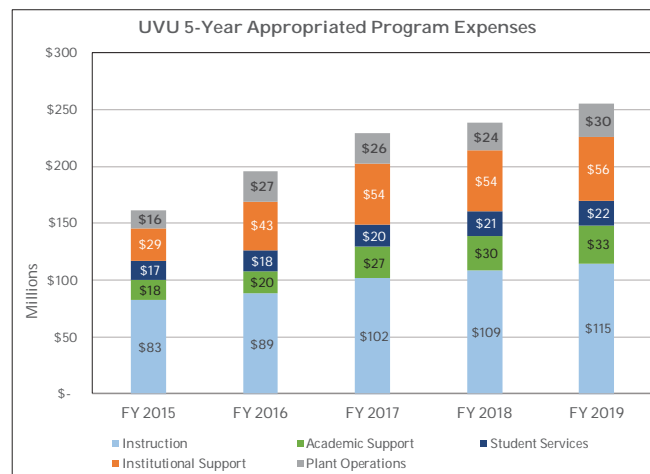


Utah Valley University Financial and Other Key Indicators

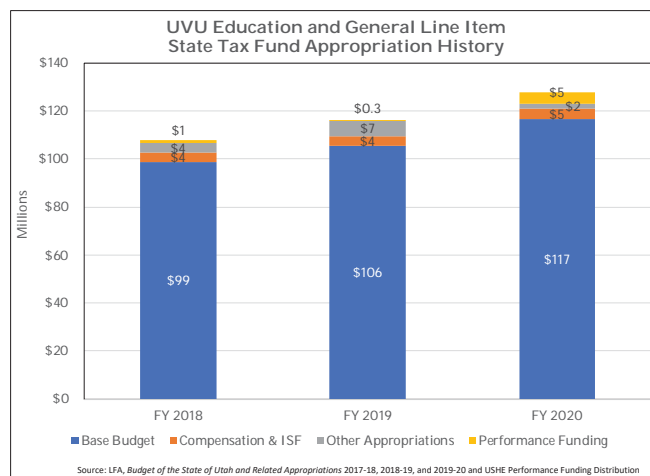
Revenues/Other Additions	2018-19 Actual Appropriated	2018-19 Actual All Sources
Tuition and Fees	\$ 140,641,927	\$ 148,173,407
Operating Grants/ Contracts		209,042
Sales/Services and Auxiliaries		18,466,755
Other Operating Revenue	123,225	6,909,167
State/Federal Appropriations	117,271,200	120,695,815
Federal/State Grants		73,374,999
Gifts/Contributions		9,995,336
Investment Income		7,732,097
Other Non-Operating		260,606
Capital Appropriations		31,214,904
Capital Grants & Gifts		
Additions to Endowments		1,267,185
Other Revenues	23,528,344	
Total Revenues	\$ 281,564,696	\$ 418,299,313



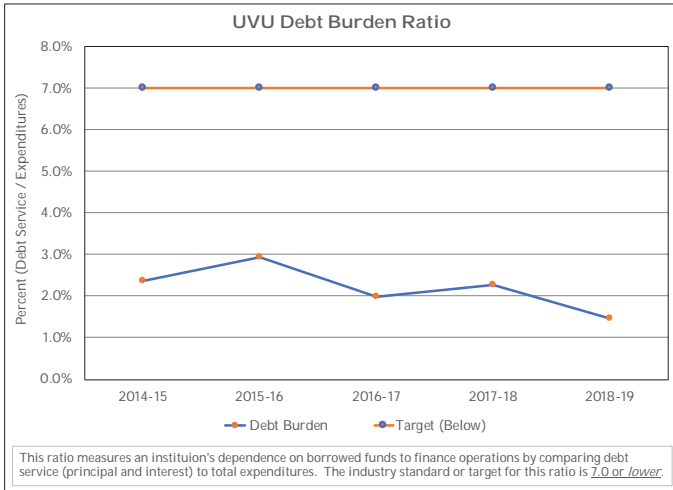
Program Expenses	2018-19 Actual Appropriated	2018-19 All Sources
Instruction	\$ 115,063,479	\$ 129,388,257
Research		370,248
Public Service	232,021	491,260
Academic Support	33,229,699	36,130,145
Student Services	21,971,198	31,609,579
Institutional Support	55,519,029	55,594,636
Plant Operations	29,999,876	26,416,049
Depreciation		18,273,218
Scholarships/ Fellowships	1,704,884	34,198,024
Auxiliary Enterprises		26,948,951
Other Expenses/ Deductions	584,600	
Interest/Non-Operating		2,029,318
Total Expenses	\$ 258,304,787	\$ 361,449,685



Expense Category	2018-19 Actual Appropriated
Regular Faculty Wages	\$ 51,701,984
Adjunct and TA Wages	14,010,024
Executive/Staff Wages	73,669,815
Employee Benefits	55,596,914
Travel	3,658,755
Current Expense	52,107,528
Fuel and Power	2,857,705
Equipment	4,117,462
Transfers	584,600
Total Expenses	\$ 258,304,787



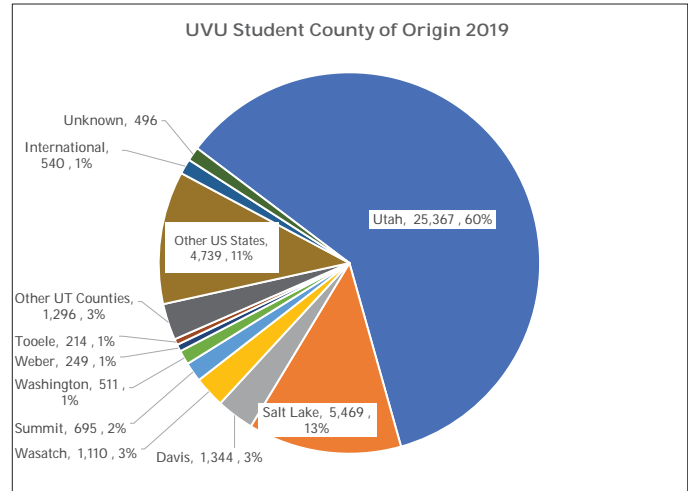
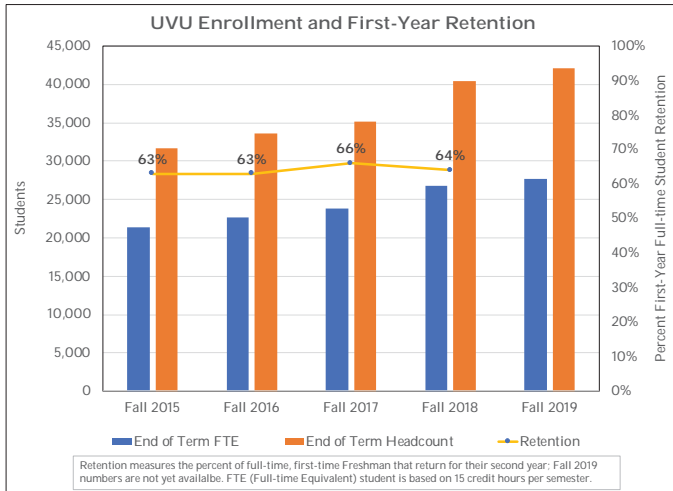
Institutional Indebtedness



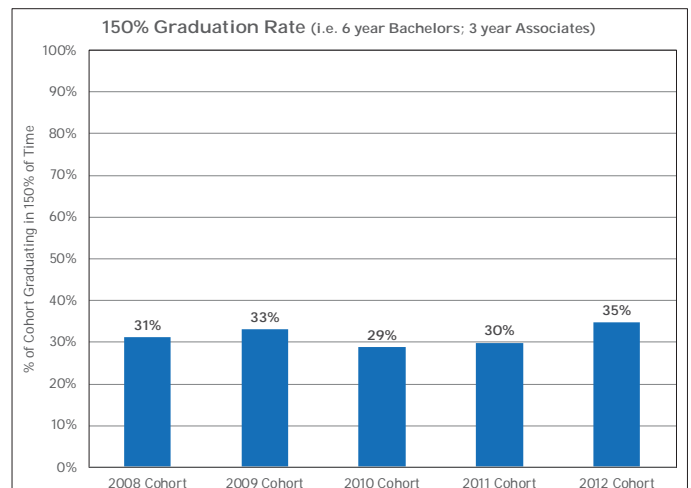
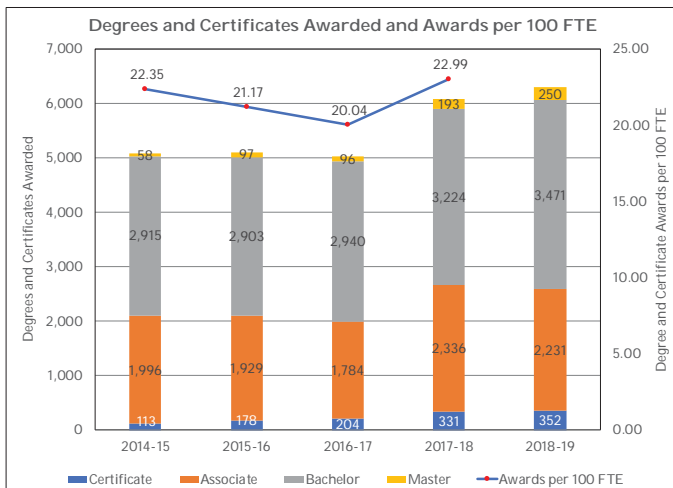
Outstanding Revenue Bonds

Original Issuance Amount	\$64,170,000
Outstanding Balance 6/30/19	39,245,000
Weighted Years to Maturity	14.6 years

Student Enrollment

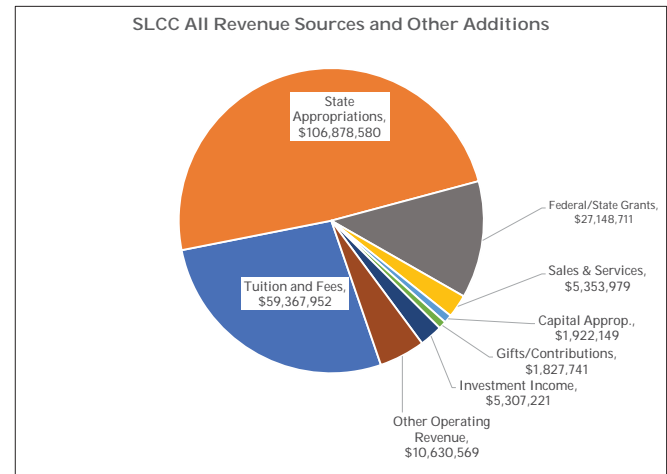


Awards and Completion

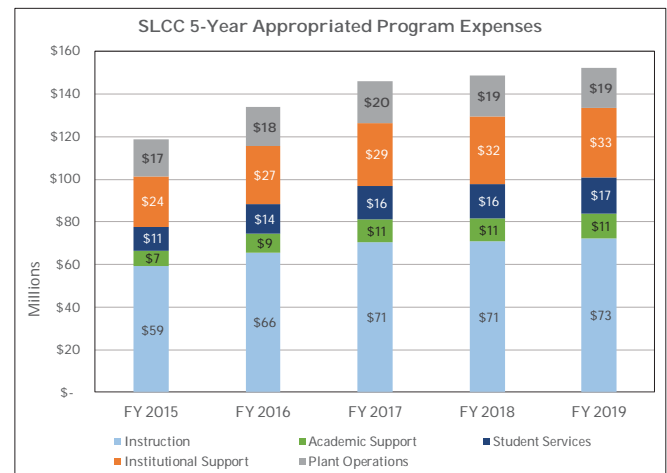


Salt Lake Community College Financial and Other Key Indicators

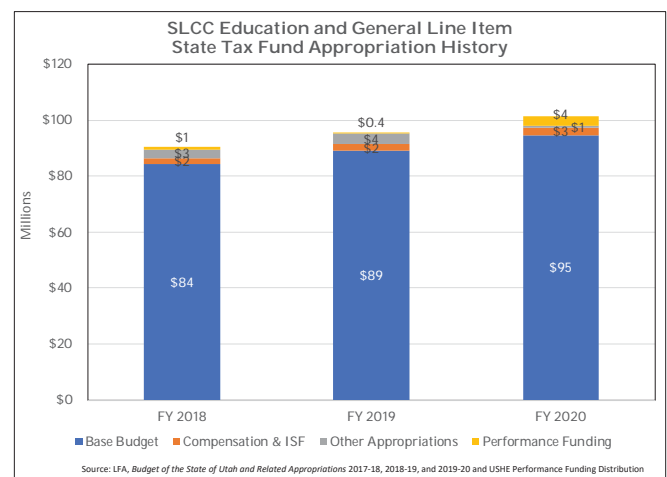
Revenues/Other Additions	2018-19 Actual Appropriated	2018-19 Actual All Sources
Tuition and Fees	\$ 56,685,298	\$ 59,367,952
Operating Grants/ Contracts		6,370,094
Sales/Services and Auxiliaries	26,640	5,353,979
Other Operating Revenue	3,601	4,260,475
State/Federal Appropriations	103,056,500	106,878,580
Federal/State Grants		27,148,711
Gifts/Contributions		1,810,228
Investment Income		5,307,221
Other Non-Operating		
Capital Appropriations		1,922,149
Capital Grants & Gifts		17,513
Additions to Endowments		
Other Revenues	6,734,766	
Total Revenues	\$ 166,506,805	\$ 218,436,902



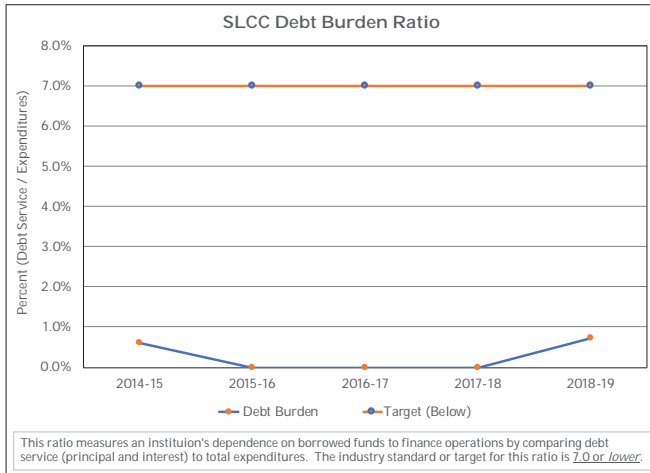
Program Expenses	2018-19 Actual Appropriated	2018-19 All Sources
Instruction	\$ 72,540,561	\$ 80,828,711
Research		
Public Service	135,002	1,160,657
Academic Support	11,311,970	12,666,037
Student Services	17,089,853	24,404,404
Institutional Support	32,743,446	43,230,918
Plant Operations	18,638,261	17,796,987
Depreciation		12,512,711
Scholarships/ Fellowships	822,501	13,850,869
Auxiliary Enterprises		5,815,721
Other Expenses/ Deductions	6,733,125	
Interest/Non-Operating		3,711,207
Total Expenses	\$ 160,014,718	\$ 215,978,222



Expense Category	2018-19 Actual Appropriated
Regular Faculty Wages	\$ 23,484,139
Adjunct and TA Wages	15,056,428
Executive/Staff Wages	51,956,139
Employee Benefits	36,437,681
Travel	976,270
Current Expense	21,904,741
Fuel and Power	2,331,144
Equipment	1,135,051
Transfers	6,733,125
Total Expenses	\$ 160,014,718



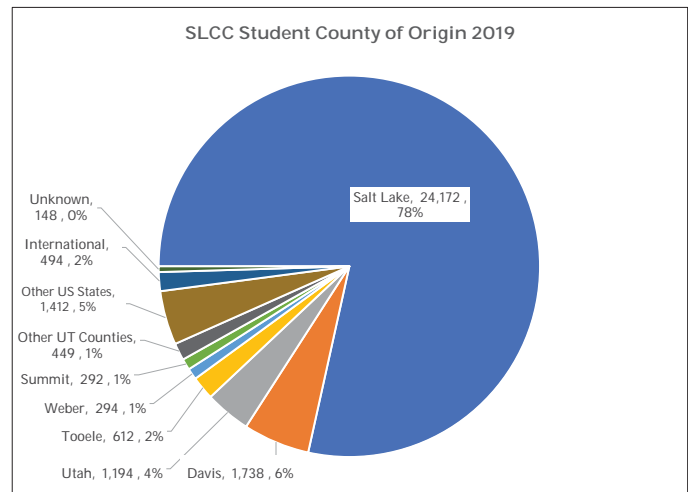
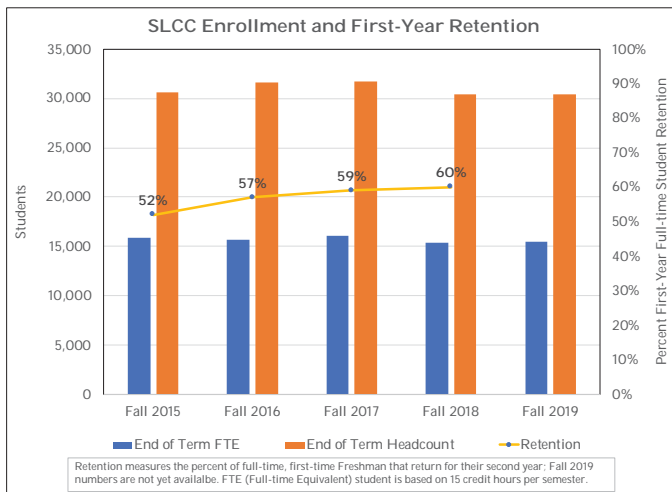
Institutional Indebtedness



Outstanding Revenue Bonds

Original Issuance Amount	\$11,735,000
Outstanding Balance 6/30/19	10,645,000
Weighted Years to Maturity	10.0 years

Student Enrollment



Awards and Completion

