

Higher Education

Appropriations Subcommittee

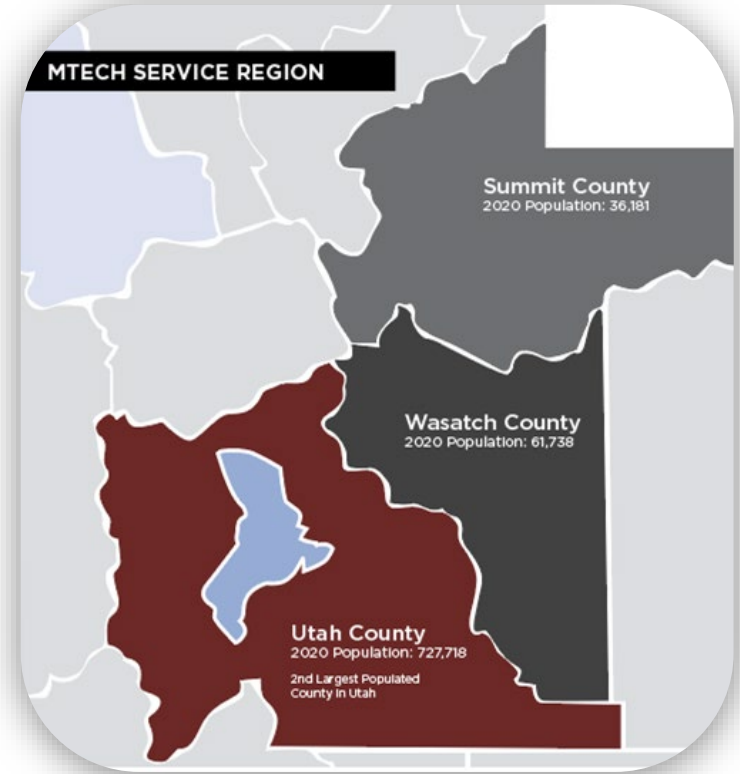
January 31, 2020



MTECH - At a Glance

Over 4,500 students from
Summit, Utah and Wasatch
Counties

- 7 School Districts
- 27 High Schools
- 31 Charter Schools



MTECH Board of Directors

Eight Representatives from Education (Code)

Utah Valley University & 7 School Districts

Nine areas of Business & Industry (Code & Policy with Governor's Consent)

Healthcare (2) ; Information Technology (2); Service Industry (1);
Trades/Manufacturing (3) & Financial Services (1)



MTECH Board of Directors, 2020



**Terri
Hunter**



**Karen
Acerson**



**Brett
Allred**



**Scott
Barlow**



**Randall
Boothe**



**Mary
Crafts**



**Jeremy
Hafen**



**Steve
Hardman**



**Craig
Hicken**



**Brian
Hulet**



**McKay
Jensen**



**Julie
King**



**Kevin
Orgill**



**Laura
Richards**



**Eric
Weeks**


not pictured:

**Mark
Davis**



MTECH Priorities

- Student Safety & Achievement
- Program Development
- Faculty & Staff Support
- Physical Resources
- Community Outreach



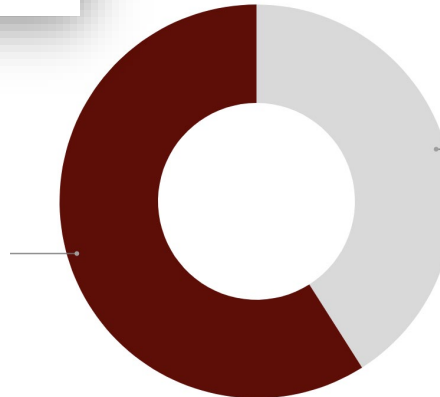
MTECH is Managing Unprecedented Growth



2019 Membership Hours

Post Secondary: **59%**
Membership Hours: **803,601**

Increase of 20.78%

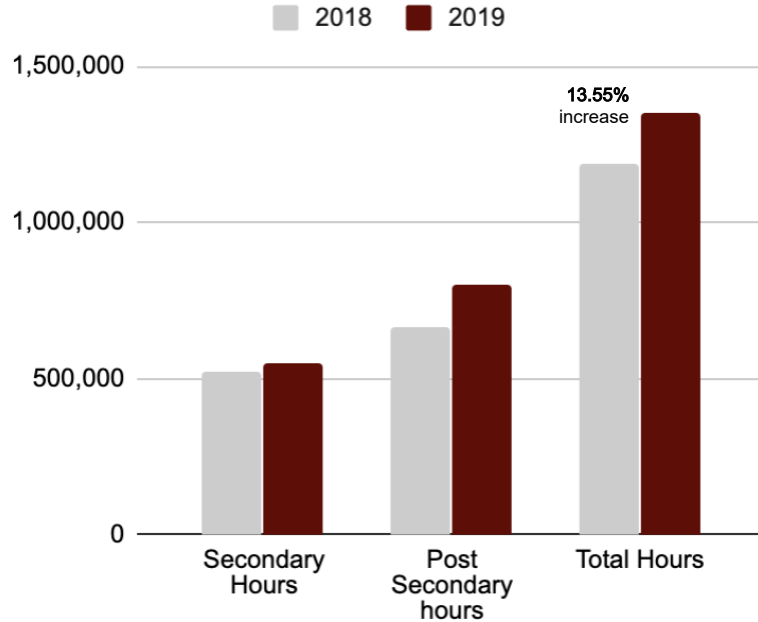


Secondary: **41%**
Membership Hours: **547,603**

Increase of 4.38%



Overall Growth, 2018 vs. 2019



Total Membership Hours

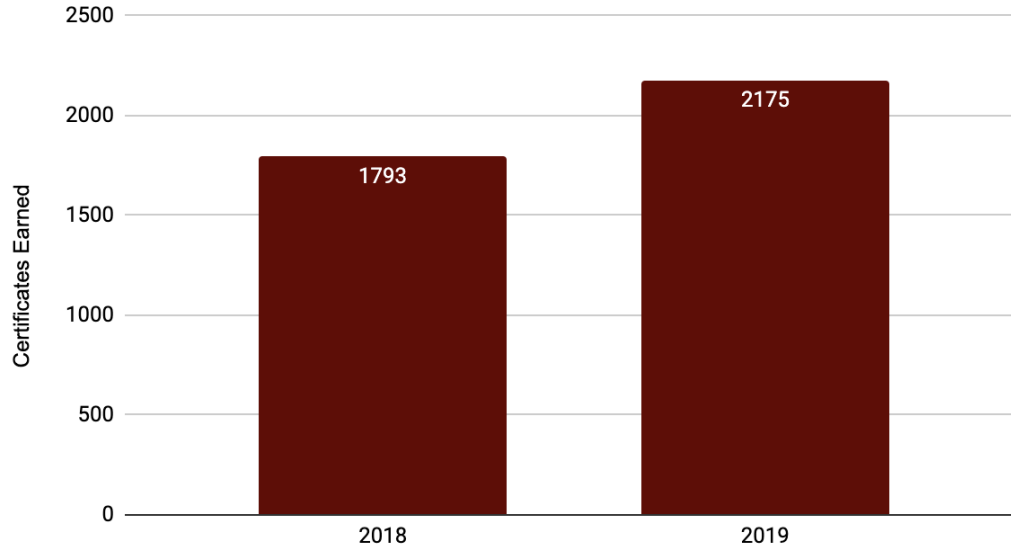
2018: 1,189,975

2019: 1,351,204 **+ 13.55%**



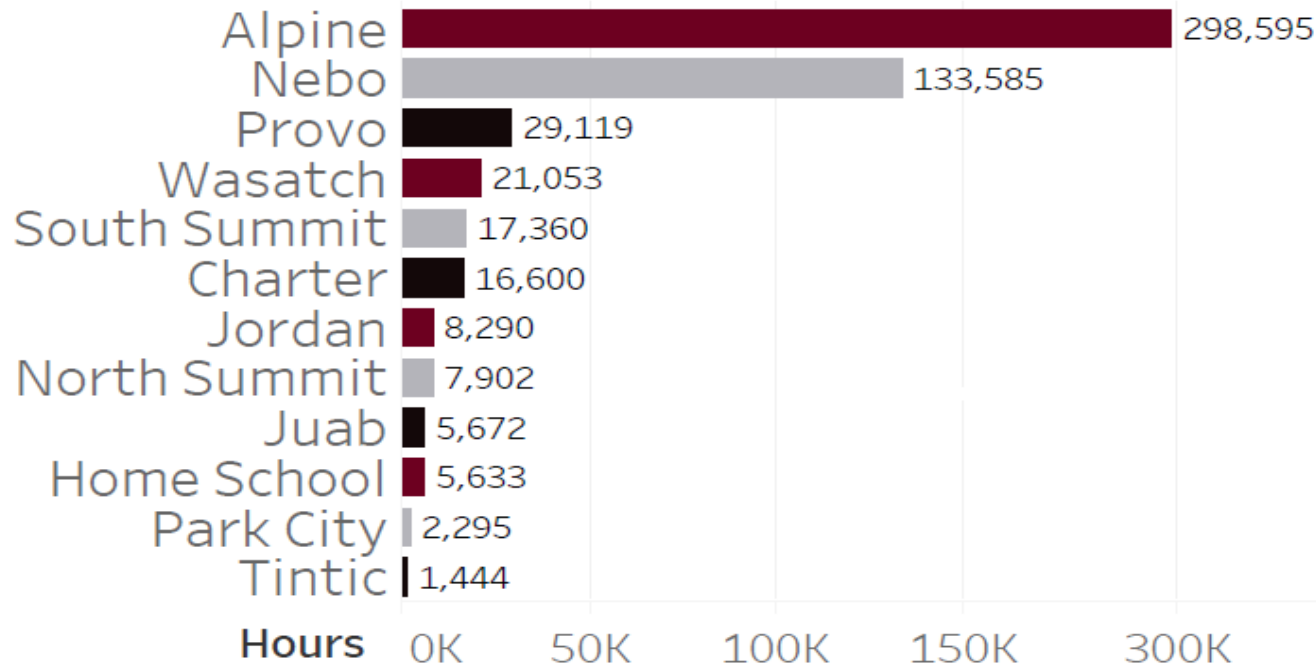
MTECH Graduates = Workforce Pipeline

MTECH Certificates Earned



**99.5% of Students
Graduated Debt -Free**

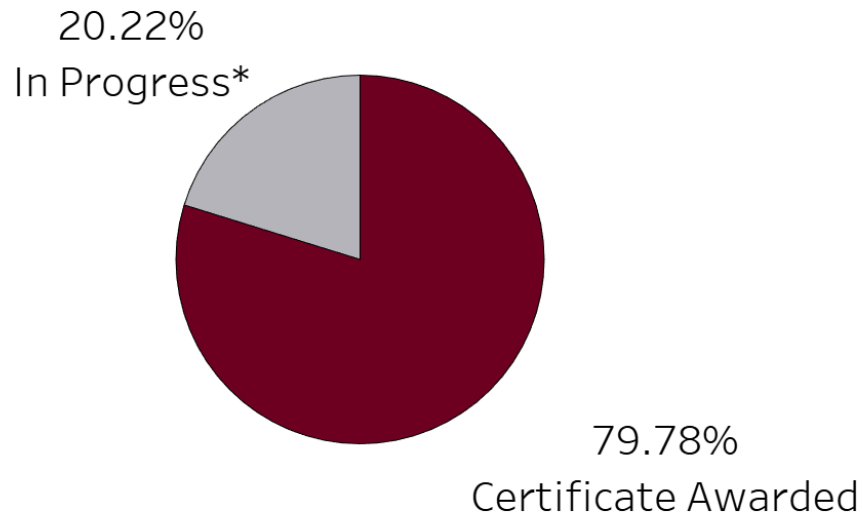




**Secondary Hours
per
School District**



Dual Graduates



Nearly 80% of MTECH's secondary students graduate high school with an MTECH Certificate already in -hand



Work -Based Learning



Apprenticeship Students

2015: 406
2017: 633
2019: 785

Custom Fit Program

over \$1,000,000 in Training in 2019



Training Hours

44,891

Trainees

4,949

Classes Taught

896

Companies Served

302



Facilities Update

Lehi Expansion

New Trades & Technology
Building opening in 2020

Provo

Opened in Fall 2019

Wasatch West Campus

Dental Assisting
Medical Assisting & CNA

Planning for Payson

Comprehensive Campus



Powerful Partnerships

Education.

Industry.

Community.



Silo -Free Education Delivery



K-12 to MTECH Pathway Agreements


Courses taken in High School reduce hours required for MTECH program completion, eliminating duplication across 6 pathways:

- Automotive Pathway
- Diesel Technology Pathway
- Health Science Pathway
- Information Technology Pathway
- Manufacturing Pathway
- Welding Pathway





156
Available Credits



MTECH to UVU Pathways

156 UVU credits from 13
MTECH programs

Innovative Practice:

Surgical Technology

Industry Engagement

575 Advisory Board Members

Program Support, Financial & Equipment Donations, Volunteers:



A Community, Invested



MTECH Students Are National Stars



2nd Place in Emergency Medical Technician
3rd Place in Medical Law & Ethics
6th Place in Cosmetology
10th Place in Medical Spelling

&

National Champion
Nail Technician
Quincy Adams



Austin



- 4th year dental student at Midwestern University;
- Took the MTECH Dental Assisting program his senior year of high school and received his certificate;
- Worked as a dental assistant while receiving his Bachelor's Degree at UVU; and
- 7 years of dental experience before he started his first class in dental school



**We still
have work
to do.**





Alyssa: Now

- Received an Associates from UVU in Engineering Design Technology;
- Currently applying for internships; and
- She says: “They want technical experience. I’ve done everything else, but now it’s too late to try to get that experience”





Alyssa: Solution

- Alyssa could have been placed in MTECH pre -engineering courses (Welding, Automated Manufacturing, Precision Machining);
- Alyssa could have earned a certificate related to her field; and
- She could have been working in that field while receiving her associates at UVU



MTECH 2020-2021 Budget Request Summary

Program	Salaries	Benefits	Consumables	Contractual Services	Total	FTE
Campus Security	\$ 75,000	\$ 35,000	\$ 5,000	\$ 190,000	\$ 305,000	3.50
Automotive Technology	\$ 130,000	\$ 70,000	\$ 20,000	\$ -	\$ 220,000	2.00
Diesel Technology	\$ 140,000	\$ 75,000	\$ 40,000	\$ -	\$ 255,000	2.00
Precision Machining	\$ 130,000	\$ 70,000	\$ 20,000	\$ -	\$ 220,000	2.00
Automated Manufacturing	\$ 130,000	\$ 70,000	\$ 20,000	\$ -	\$ 220,000	2.00
Welding Technology	\$ 130,000	\$ 70,000	\$ 50,000	\$ -	\$ 250,000	2.00
Information Technology	\$ 75,000	\$ 35,000	\$ 12,500	\$ -	\$ 122,500	1.00
Web Programming and Development	\$ 112,500	\$ 52,500	\$ 15,000	\$ -	\$ 180,000	1.50
Mobile Development	\$ 75,000	\$ 35,000	\$ 5,000	\$ -	\$ 115,000	1.00
Radiology Technician	\$ 75,000	\$ 35,000	\$ 10,000	\$ -	\$ 120,000	1.00
Digital Marketing and Analytics	\$ 75,000	\$ 35,000	\$ 5,000	\$ -	\$ 115,000	1.00
Support Staff	\$ 225,000	\$ 105,000	\$ -	\$ -	\$ 330,000	3.00
Total	\$ 1,372,500	\$ 687,500	\$ 187,500	\$ 190,000	\$ 2,452,512	22.00



Operations and Maintenance Needs

O&M	2019 O&M Rate	\$8.32
-----	---------------	--------

Building	Square Ft.	Amount
Lehi Campus - Underfunded	22,727	\$ 189,088.64
Orem Campus	33,372	\$ 277,655.04
Provo Campus	57,797	\$ 480,871.04
Nursing Building	6,123	\$ 50,943.36
Spanish Fork Campus	35,768	\$ 297,589.76
Total Unfunded O&M	155,787 sq.ft.	\$ 1,296,147.84



Thank you for your support of MTECH.





MOUNTAINLAND
TECHNICAL COLLEGE