


# STATE OF UTAH

---

## SINGLE AUDIT REPORT FISCAL YEAR ENDED JUNE 30, 2019

---

Report No. 19-28



OFFICE OF THE  
STATE AUDITOR

(This page intentionally left blank)



OFFICE OF THE  
STATE AUDITOR

December 18, 2019

The Members of the Utah State Legislature

The Honorable Gary R. Herbert, Governor, State of Utah

We are pleased to submit the *Single Audit Report* of federal financial assistance for the State of Utah for the year ended June 30, 2019. The audit was conducted in accordance with the requirements of Title 2 U.S. *Code of Federal Regulations* (CFR) Part 200, *Uniform Administrative Requirements, Cost Principles, and Audit Requirements for Federal Awards* (Uniform Guidance).

This report contains the following:


- Our reports on compliance and on internal control, at the financial statement level and at the major federal program level, and on the Schedule of Expenditures of Federal Awards.
- The Schedule of Expenditures of Federal Awards.
- The Schedule of Findings and Questioned Costs, together with the views of responsible officials.
- Management's corrective action plans.
- The Summary Schedule of Prior Audit Findings.

The results of this report are critical since the State of Utah continues to have a heavy dependence on federal financial assistance, which amounted to \$4.9 billion in federal expenditures and \$1.2 billion in loans, loan guarantees, endowments, and nonmonetary assistance for the fiscal year ended June 30, 2019.

The State of Utah's *Comprehensive Annual Financial Report* for the year ended June 30, 2019 and our report thereon, dated November 25, 2019, have been issued under separate cover.

We express our appreciation to the State agencies' and institutions' program and accounting personnel and to the State Division of Finance who continue to demonstrate professionalism and competence in administering and accounting for the complexities of federal financial assistance.

Sincerely,



John Dougall  
State Auditor

(This page intentionally left blank)

## TABLE OF CONTENTS

	<u>Page</u>
INTRODUCTION	1
INDEPENDENT STATE AUDITOR’S REPORT ON INTERNAL CONTROL OVER FINANCIAL REPORTING AND ON COMPLIANCE AND OTHER MATTERS BASED ON AN AUDIT OF FINANCIAL STATEMENTS PERFORMED IN ACCORDANCE WITH <i>GOVERNMENT AUDITING STANDARDS</i>	3
INDEPENDENT STATE AUDITOR’S REPORT ON:	
• COMPLIANCE FOR EACH MAJOR PROGRAM	
• INTERNAL CONTROL OVER COMPLIANCE	
• SCHEDULE OF EXPENDITURES OF FEDERAL AWARDS REQUIRED BY UNIFORM GUIDANCE	5
SCHEDULE OF EXPENDITURES OF FEDERAL AWARDS	9
Presented by Federal Agency:	
• Research and Development Programs	10
• Cluster Programs	62
• Other Programs	70
Presented by State Agency:	
• Primary Government	106
• Component Units	125
NOTES TO THE SCHEDULE OF EXPENDITURES OF FEDERAL AWARDS	179
SCHEDULE OF FINDINGS AND QUESTIONED COSTS:	187
<b>Part I.     <u>Summary of Auditor’s Results</u></b>	188
<b>Part II.    <u>Findings Related to the Financial Statements</u></b>	190

TYPE OF FINDING AND RELATED AUDITOR’S REPORT:

*Report on Compliance and on Internal Control Over Financial Reporting – Government Auditing Standards*

- A. Material Weakness in internal control – basic financial statement level.
- B. Significant Deficiency of internal control – basic financial statement level.
- C. Material Noncompliance – basic financial statement level.
- D. Reportable instance of noncompliance or other matter – noncompliance with provisions of laws, regulations, contract, or grant agreements; fraud; or abuse.

	<u>Federal Program</u>	<u>State Agency</u>	<u>Type</u>	<u>Page</u>
2019-001. Securities Lending Transactions Not Reported	–	SITFO	A	190
2019-002. Lack of Separation of Duties within HRIS	–	Human Resource Management	B	190

## TABLE OF CONTENTS

### **Part III. Findings and Questioned Costs for Federal Awards**

192

TYPE OF FINDING AND RELATED AUDITOR’S REPORT:

Report on Compliance and on Internal Control Over Compliance – Single Audit

- E. Material weakness in internal control – major program level.
- F. Significant deficiency in internal control – major program level.
- G. Material or possible material instance of noncompliance – major program level.
- H. Other finding or questioned cost required to be reported under section 200.516 of Uniform Guidance.

	<b><u>Federal Program</u></b>	<b><u>State Agency</u></b>	<b><u>Type</u></b>	<b><u>Page</u></b>
U.S. DEPARTMENT OF EDUCATION:				
2019-003. Untimely Enrollment Reporting	Student Financial Assistance Programs	Dixie State University	F,H	192
2019-004. Untimely Loan Disbursement Notification	Federal Direct Student Loans	Dixie State University	F,H	193
2019-005. Errors in Processing Return of Title IV Funds	Student Financial Assistance Programs	Salt Lake Community College	F,H	194
2019-006. Inaccurate Line Items in the FISAP Report	Student Financial Assistance Programs	Southern Utah University	F,H	195
2019-007. Untimely and Inaccurate Enrollment Reporting	Student Financial Assistance Programs	Southern Utah University	F,H	196
2019-008. Failure to Design and Implement Internal Controls Over Enrollment Reporting	Student Financial Assistance Programs	University of Utah	F,H	197
2019-009. Untimely Review and Approval of Cash Draws	Student Financial Assistance Programs	Utah State University	F	198
U.S. DEPARTMENT OF HEALTH AND HUMAN SERVICES:				
2019-010. Untimely and Incomplete Validation of Provider Eligibility	Medicaid	Health	F,H	200
2019-011. Errors on Part 4 of the CB-496 Financial Report	Adoption Assistance	Human Services	F,H	201
2019-012. CCDF Benefit Overpayments Due to Eligibility System Updates	CCDF Cluster	Workforce Svcs	F,H	202
2019-013. Child Care Provider Overpayments Due to Insufficient Reviews	CCDF Cluster	Workforce Svcs	H	203

## TABLE OF CONTENTS

### **Part III. Findings and Questioned Costs for Federal Awards** (continued)

	<b><u>Federal Program</u></b>	<b><u>State Agency</u></b>	<b><u>Type</u></b>	<b><u>Page</u></b>
U.S. DEPARTMENT OF JUSTICE:				
2019-014. Inconsistent Compensation Threshold and Inappropriate Allocation	Crime Victim Compensation	CCJJ	E,H	205
2019-015. Expenditures Not Monitored for Period of Performance Purposes	Crime Victim Compensation	CCJJ	E,G	206
2019-016. Inaccurate Special and Performance Reports	Crime Victim Compensation	CCJJ	F,H	207
2019-017. Errors In and Inadequate Internal Controls Over Reporting and Earmarking	Crime Victim Assistance	CCJJ	E,G	209
2019-018. On-site Visits Not Performed Bi-Annually	Crime Victim Assistance	CCJJ	E,G	211
2019-019. Inconsistency and Calculation Errors in Federal Cash Draws	Crime Victim Assistance	CCJJ	E	212
2019-020. Checks Issued to Incorrect Vendors	Crime Victim Assistance	CCJJ	F	213
U.S. DEPARTMENT OF LABOR:				
2019-021. Work Hours and Earnings Disregarded in Unemployment Insurance Benefit Overpayment Determinations	Unemployment Insurance	Workforce Svcs	F,H	214
U.S. DEPARTMENT OF VETERANS AFFAIRS:				
2019-022. Inaccurate State Home Report and Statement of Federal Aid Claimed	Veterans State Nursing Home Care	Veterans and Military Affairs	F,H	215
VARIOUS FEDERAL AGENCIES:				
2019-023. Working Capital Reserves in Excess of Federal Guidelines	Various	Administrative Svcs	H	217
2019-024. Working Capital Reserves in Excess of Federal Guidelines	Various	Human Resource Management	H	218
2019-025. Working Capital Reserves in Excess of Federal Guidelines	Various	Technology Services	H	219
2019-026. Working Capital Reserves in Excess of Federal Guidelines	Various	Public Employees Health Program	H	220
2019-027. Errors in Random Moment Time Strike (RMTS) Study	Various	Workforce Svcs	F,H	221
CORRECTIVE ACTION PLAN				223
SUMMARY SCHEDULE OF PRIOR AUDIT FINDINGS				237

(This page intentionally left blank)



## INTRODUCTION

### Background

The Federal Government requires the State of Utah to have an entity-wide audit of its financial statements and its federal programs as a condition of receiving federal financial assistance. The federally-required audit is commonly referred to as the “single audit.” The single audit focuses on testing compliance with laws and regulations and related internal controls over compliance for major programs. The requirements for performing the single audit are stated in Subpart F of Title 2 U.S. *Code of Federal Regulations* (CFR) Part 200, *Uniform Administrative Requirements, Cost Principles, and Audit Requirements for Federal Awards* (Uniform Guidance).

### Scope

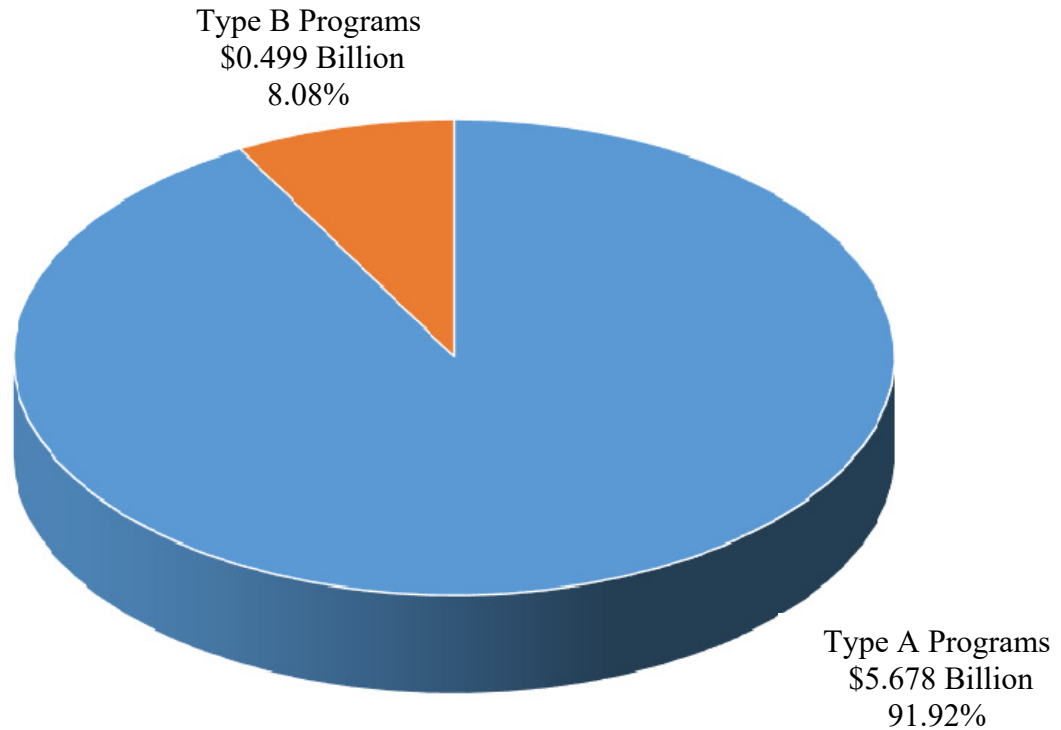
Uniform Guidance requires a risk-based approach to auditing federal programs. Under the risk-based approach, programs are classified as Type A or Type B programs based on a dollar level computed in accordance with Uniform Guidance. Type A programs for the State are those programs which exceeded \$18,529,000 in federal awards expended for the fiscal year ended June 30, 2019. All other programs are classified as Type B. For the year ended June 30, 2019, 10 Type A and 5 Type B programs were audited as major programs in accordance with Uniform Guidance requirements. The State had 25 Type A programs and hundreds of Type B programs in fiscal year 2019. (See the Type A vs Type B Programs chart on the following page.)

### Presentation

This report includes all required information for the single audit except the State’s financial statements and our report thereon, which were issued under separate cover. A Schedule of Expenditures of Federal Awards by federal agency is presented as required. An optional Schedule sorted by state agency is also presented. The required summary of our audit results, including a list of the major programs audited, is presented on pages 188-189. In addition, management’s corrective action plan and summary schedule of prior audit findings are presented in separate sections of the report. The type of each finding and the auditor’s report(s) to which it relates are listed in the foregoing Table of Contents.

## INTRODUCTION

**TYPE A vs TYPE B PROGRAMS  
TOTAL FEDERAL ASSISTANCE  
FOR THE FISCAL YEAR ENDED JUNE 30, 2019**  
(includes loan balances and disbursements)





OFFICE OF THE  
STATE AUDITOR

INDEPENDENT STATE AUDITOR'S REPORT ON INTERNAL CONTROL OVER  
FINANCIAL REPORTING AND ON COMPLIANCE AND OTHER MATTERS BASED ON AN AUDIT OF  
FINANCIAL STATEMENTS PERFORMED IN ACCORDANCE WITH *GOVERNMENT AUDITING STANDARDS*

To the Members of the Utah State Legislature  
and  
The Honorable Gary R. Herbert  
Governor, State of Utah

We have audited, in accordance with the auditing standards generally accepted in the United States of America and the standards applicable to financial audits contained in *Government Auditing Standards* issued by the Comptroller General of the United States, the financial statements of the governmental activities, the business-type activities, the aggregate discretely presented component units, each major fund, and the aggregate remaining fund information of the State of Utah (State), as of and for the year ended June 30, 2019, and the related notes to the financial statements, which collectively comprise the State's basic financial statements, and have issued our report thereon dated November 25, 2019. Our report includes a reference to other auditors who audited the financial statements of the School and Institutional Trust Funds Office, Student Assistance Programs, Public Employees Health Program, Utah Transit Authority, University of Utah Hospitals and Clinics, the University of Utah's component units, Utah State University Research Foundation, Utah Retirement Systems, and Utah Educational Savings Plan dba my529, as described in our report on the State's financial statements. This report includes our consideration of the results of the other auditors' testing of internal control over financial reporting and compliance and other matters that are reported on separately by those other auditors. However, this report, insofar as it relates to the results of the other auditors, is based solely on the reports of the other auditors.

**Internal Control Over Financial Reporting**

In planning and performing our audit of the financial statements, we considered the State's internal control over financial reporting (internal control) to determine the audit procedures that are appropriate in the circumstances for the purpose of expressing our opinions on the financial statements, but not for the purpose of expressing an opinion on the effectiveness of the State's internal control. Accordingly, we do not express an opinion on the effectiveness of the State's internal control.

Our consideration of internal control was for the limited purpose described in the preceding paragraph and was not designed to identify all deficiencies in internal control that might be material weaknesses or significant deficiencies and therefore, material weaknesses or significant deficiencies may exist that have not been identified. However, as described in the accompanying schedule of findings and recommendations, we and the other auditors did identify certain deficiencies in internal control that we consider to be material weaknesses or significant deficiencies.

A *deficiency in internal control* exists when the design or operation of a control does not allow management or employees, in the normal course of performing their assigned functions, to prevent or to detect and correct misstatements on a timely basis. A *material weakness* is a deficiency, or a combination of deficiencies, in internal control such that there is a reasonable possibility that a material misstatement of the entity's financial statements will not be prevented, or detected and corrected on a timely basis. We consider the deficiency described in the accompanying schedule of findings and recommendations as Finding 2019-001 to be a material weakness.

A *significant deficiency* is a deficiency, or a combination of deficiencies, in internal control that is less severe than a material weakness, yet important enough to merit attention by those charged with governance. We consider the deficiency described in the accompanying schedule of findings and recommendations as Finding 2019-002 to be a significant deficiency.

### **Compliance and Other Matters**

As part of obtaining reasonable assurance about whether the State's basic financial statements are free from material misstatement, we performed tests of its compliance with certain provisions of laws, regulations, contracts, and grant agreements, noncompliance with which could have a direct and material effect on the determination of financial statement amounts. However, providing an opinion on compliance with those provisions was not an objective of our audit, and accordingly, we do not express such an opinion. The results of our tests and those of the other auditors disclosed no instances of noncompliance or other matters that are required to be reported under *Government Auditing Standards*.

### **The State's Response to Findings**

The State's written responses to and corrective action plans for the findings identified in our audit are described in the accompanying "Schedule of Findings and Questioned Costs" and "Corrective Action Plan." The State's responses and corrective action plans were not subjected to the auditing procedures applied in the audit of the financial statements and, accordingly, we express no opinion on them.

### **Purpose of this Report**

The purpose of this report is solely to describe the scope of our testing of internal control and compliance and the results of that testing, and not to provide an opinion on the effectiveness of the entity's internal control or on compliance. This report is an integral part of an audit performed in accordance with *Government Auditing Standards* in considering the entity's internal control and compliance. Accordingly, this communication is not suitable for any other purpose. However, pursuant to *Utah Code* Title 63G Chapter 2, this report is a matter of public record, and, as such, its distribution is not limited.

*Office of the State Auditor*

Office of the State Auditor  
November 25, 2019



OFFICE OF THE  
**STATE AUDITOR**

**INDEPENDENT STATE AUDITOR'S REPORT ON:**

- **COMPLIANCE FOR EACH MAJOR FEDERAL PROGRAM**
- **INTERNAL CONTROL OVER COMPLIANCE**
- **SCHEDULE OF EXPENDITURES OF FEDERAL AWARDS REQUIRED BY UNIFORM GUIDANCE**

To the Members of the Utah State Legislature  
and  
The Honorable Gary R. Herbert  
Governor, State of Utah

**Report on Compliance for Each Major Federal Program**

We have audited the State of Utah's (State's) compliance with the types of compliance requirements described in the *2019 OMB Compliance Supplement* that could have a direct and material effect on each of the State's major federal programs for the year ended June 30, 2019. The State's major federal programs are identified in the Summary of Auditor's Results section of the accompanying "Schedule of Findings and Questioned Costs."

We did not audit the Federal Family Education Loan Program (CFDA 84.032). This program was audited by other auditors whose report thereon has been furnished to us, and our opinion, insofar as it relates to compliance requirements for this program, is based solely on the report of the other auditors.

The State's basic financial statements include the operations of Utah Transit Authority (UTA), a discretely presented component unit. UTA expended \$93.4 million in federal awards for its fiscal year ended December 31, 2018. Its federal awards were audited by other auditors in accordance with the audit requirements of Title 2 U.S. *Code of Federal Regulations* Part 200, *Uniform Administrative Requirements, Cost Principles, and Audit Requirements for Federal Awards* (Uniform Guidance). The results of that audit are reported separately.

*Management's Responsibility*

Management is responsible for compliance with federal statutes, regulations, and the terms and conditions of the federal awards applicable to its federal programs.

*Auditor's Responsibility*

Our responsibility is to express an opinion on compliance for each of the State's major federal programs based on our audit of the types of compliance requirements referred to above. We conducted our audit of compliance in accordance with auditing standards generally accepted in the

United States of America; the standards applicable to financial audits contained in *Government Auditing Standards*, issued by the Comptroller General of the United States; and the audit requirements of Title 2 U.S. *Code of Federal Regulations* (CFR) Part 200, *Uniform Administrative Requirements, Cost Principles, and Audit Requirements for Federal Awards* (Uniform Guidance). Those standards and Uniform Guidance require that we plan and perform the audit to obtain reasonable assurance about whether noncompliance with the types of compliance requirements referred to above that could have a direct and material effect on a major federal program occurred. An audit includes examining, on a test basis, evidence about the State's compliance with those requirements and performing such other procedures as we considered necessary in the circumstances.

We believe that our audit provides a reasonable basis for our qualified and unmodified opinions on compliance for major federal programs. However, our audit does not provide a legal determination of the State's compliance.

*Basis for Qualified Opinions on CFDA 16.576 Crime Victim Compensation and CFDA 16.575 Crime Victim Assistance*

As described in the accompanying "Schedule of Findings and Questioned Costs," the State did not comply with CFDA 16.575 Crime Victim Assistance Reporting and Subrecipient Monitoring requirements as described in findings 2019-017 and 2019-018. Compliance with such requirements is necessary, in our opinion, for the State to comply with the requirements applicable to those programs.

Furthermore, as described in the accompanying "Schedule of Findings and Questioned Costs," we were unable to obtain sufficient appropriate audit evidence supporting the State's compliance with CFDA 16.576 Crime Victim Compensation Period of Performance requirements as described in finding 2019-015, or CFDA 16.575 Crime Victim Assistance Earmarking requirements as described in finding 2019-017. Consequently, we were unable to determine whether the State complied with those requirements applicable to those programs.

*Qualified Opinions on CFDA 16.576 Crime Victim Compensation and CFDA 16.575 Crime Victim Assistance*

In our opinion, except for the noncompliance related to findings 2019-017 and 2019-018 and for the possible effects of the matters noted in findings 2019-015 and 2019-017, as described in the Basis for Qualified Opinion paragraphs, the State complied, in all material respects, with the types of compliance requirements referred to above that could have a direct and material effect on CFDA 16.576 Crime Victim Compensation and CFDA 16.575 Crime Victim Assistance for the year ended June 30, 2019.

*Unmodified Opinion on Each of the Other Major Federal Programs*

In our opinion, the State complied, in all material respects, with the types of compliance requirements referred to above that could have a direct and material effect on each of its other major federal programs identified in the Summary of Auditor's Results section of the accompanying "Schedule of Findings and Questioned Costs" for the year ended June 30, 2019.

### *Other Matters*

The results of our auditing procedures disclosed other instances of noncompliance, which are required to be reported in accordance with Uniform Guidance and which are identified as **Type H** in the foregoing “Table of Contents” and described in the accompanying “Schedule of Findings and Questioned Costs.” Our opinion on each major federal program is not modified with respect to these matters.

The State’s responses to and corrective action plans for the noncompliance findings identified in our audit are described in the accompanying “Schedule of Findings and Questioned Costs” and “Corrective Action Plan.” The State’s responses and corrective action plans were not subjected to the auditing procedures applied in the audit of compliance and, accordingly, we express no opinion on them.

### **Report on Internal Control Over Compliance**

Management of the State is responsible for establishing and maintaining effective internal control over compliance with the types of compliance requirements referred to above. In planning and performing our audit of compliance, we considered the State’s internal control over compliance with the types of requirements that could have a direct and material effect on each major federal program to determine the auditing procedures that are appropriate in the circumstances for the purpose of expressing an opinion on compliance for each major federal program and to test and report on internal control over compliance in accordance with Uniform Guidance, but not for the purpose of expressing an opinion on the effectiveness of internal control over compliance. Accordingly, we do not express an opinion on the effectiveness of the State’s internal control over compliance.

Our consideration of internal control over compliance was for the limited purpose described in the preceding paragraph and was not designed to identify all deficiencies in internal control over compliance that might be material weaknesses or significant deficiencies and therefore, material weaknesses or significant deficiencies may exist that were not identified. However, as discussed below, we identified certain deficiencies in internal control over compliance that we consider to be material weaknesses and significant deficiencies.

*A deficiency in internal control over compliance* exists when the design or operation of a control over compliance does not allow management or employees, in the normal course of performing their assigned functions, to prevent or to detect and correct noncompliance with a type of compliance requirement of a federal program on a timely basis. *A material weakness in internal control over compliance* is a deficiency, or combination of deficiencies, in internal control over compliance, such that there is a reasonable possibility that material noncompliance with a type of compliance requirement of a federal program will not be prevented, or detected and corrected on a timely basis. We consider the deficiencies in internal control over compliance identified in the foregoing “Table of Contents” as **Type E** and described in the accompanying “Schedule of Findings and Questioned Costs” to be material weaknesses.

*A significant deficiency in internal control over compliance* is a deficiency, or a combination of deficiencies, in internal control over compliance with a type of compliance requirement of a federal program that is less severe than a material weakness in internal control over compliance, yet important enough to be reported under Uniform Guidance. We consider the deficiencies in

internal control over compliance identified in the foregoing “Table of Contents” as **Type F** and described in the accompanying ”Schedule of Findings and Questioned Costs” to be significant deficiencies.

The State’s responses to and corrective action plans for the internal control over compliance findings identified in our audit are described in the accompanying “Schedule of Findings and Questioned Costs” and “Corrective Action Plan.” The State’s responses and corrective action plans were not subjected to the auditing procedures applied in the audit of compliance and, accordingly, we express no opinion on them.

The purpose of this report on internal control over compliance is solely to describe the scope of our testing of internal control over compliance and the results of that testing based on the requirements of Uniform Guidance. Accordingly, this report is not suitable for any other purpose. However, pursuant to *Utah Code* Title 63G Chapter 2, this report is a matter of public record, and as such, its distribution is not limited.

### **Report on Schedule of Expenditures of Federal Awards Required by Uniform Guidance**

We have audited the financial statements of the State as of and for the year ended June 30, 2019, and have issued our report thereon dated November 25, 2019, which contained an unmodified opinion on those financial statements. Our audit was conducted for the purpose of forming opinions on the financial statements as a whole. The accompanying “Schedule of Expenditures of Federal Awards” is presented for purposes of additional analysis as required by Uniform Guidance and is not a required part of the financial statements. Such information is the responsibility of management and was derived from and relates directly to the underlying accounting and other records used to prepare the financial statements. The information has been subjected to the auditing procedures applied by us in the audit of the financial statements and certain additional procedures, including comparing and reconciling such information directly to the underlying accounting and other records used to prepare the financial statements or to the financial statements themselves, and other additional procedures in accordance with auditing standards generally accepted in the United States of America. The accompanying “Schedule of Expenditures of Federal Awards” does not include UTA’s \$93.4 million in federal awards expended for its fiscal year ended December 31, 2018; these expenditures were reported on separately. In our opinion, the “Schedule of Expenditures of Federal Awards” is fairly stated in all material respects in relation to the financial statements as a whole.

*Office of the State Auditor*

Office of the State Auditor  
November 25, 2019



**SCHEDULE OF EXPENDITURES  
OF FEDERAL AWARDS**

**By Federal Agency**

- Research and Development Programs Page 10
- Cluster Programs Page 62
- Other Programs Page 70

**State of Utah  
Schedule of Expenditures of Federal Awards  
For the Year Ended June 30, 2019**

Federal Agency and Major Subdivision	Award/Contract			Provided to
CFDA	Name of Pass-through Entity	Agency	Expenditures	Subrecipients
<b>RESEARCH AND DEVELOPMENT PROGRAMS</b>				
<b>AGENCY FOR INTERNATIONAL DEVELOPMENT</b>				
<b>Agency for International Development</b>				
98	VARIOUS	UOU	2,182	
98.001	UNR-17-41 University of Nevada at Reno	USU	16,675	
98.001	USAID 72026319CA00001 The American University in Cairo	USU	50,123	
98.001	2000008307 NATIONAL ACADEMY OF SCIENCES	UOU	69,895	
Subtotal Research and Development Programs– Agency for International Development			138,875	
Subtotal Research and Development Programs– AGENCY FOR INTERNATIONAL DEVELOPMENT			138,875	
<b>AGRICULTURE, DEPARTMENT OF</b>				
<b>Agricultural Research Service</b>				
10.001	VARIOUS	UOU	5,676	
10.001	58-6404-3-010 American Honey Producers Association	USU	25,049	
10.001	VARIOUS	USU	337,460	
Subtotal Research and Development Programs– Agricultural Research Service			368,185	
<b>Animal and Plant Health Inspection Service</b>				
10.025	VARIOUS	USU	296,905	
10.028	VARIOUS	USU	66,719	
Subtotal Research and Development Programs– Animal and Plant Health Inspection Service			363,624	
<b>Department of Agriculture</b>				
10	VARIOUS	USU	16,584	
Subtotal Research and Development Programs– Department of Agriculture			16,584	
<b>Forest Service</b>				
10	VARIOUS US ENDOWMENT FOR FORESTRY & COMMUNITIES	UOU	5,222	
10	VARIOUS	UOU	33,772	
10	VARIOUS	UVU	67,569	
10	VARIOUS	USU	499,052	
10.652	VARIOUS	USU	46,010	

**State of Utah**  
**Schedule of Expenditures of Federal Awards**  
**For the Year Ended June 30, 2019**

Federal Agency and Major Subdivision	Award/Contract			Provided to
CFDA	Name of Pass-through Entity	Agency	Expenditures	Subrecipients
<b>RESEARCH AND DEVELOPMENT PROGRAMS</b>				
10.680	VARIOUS	USU	28,536	
10.693	VARIOUS	USU	7,705	
10.694	663.7275.01 DESERT RESEARCH INSTITUTE	UOU	40,493	
10.699	VARIOUS	USU	196,284	
Subtotal Research and Development Programs– Forest Service			924,643	
<b>National Institute of Food and Agriculture</b>				
10.202	VARIOUS	USU	178,752	
10.203	VARIOUS	USU	2,286,342	
10.207	VARIOUS	USU	14,513	
10.212	10043798 FULCRUM BIOSCIENCES	UOU	-1	
10.212	2018-33610-28543 Acclima	USU	11,587	
10.215	G223-19-W7502 Montana State University	USU	287	
10.215	G219-19-W7502 Montana State University	USU	1,065	
10.215	VARIOUS	USU	5,146,686	4,191,809
10.217	VARIOUS	UOU	3,230	
10.303	2015-70005-24060 University of Arizona	USU	10,990	
10.303	VARIOUS	USU	410,439	10,873
10.307	128314 G003756 Washington State University	USU	44,659	
10.307	VARIOUS	USU	564,550	140,450
10.309	SUB00001765 UGA Research Foundation, Inc.	USU	18,455	
10.309	133336-G003923 WASHINGTON STATE UNIVERSITY	UOU	19,455	
10.309	79611-10751 Cornell University	USU	39,777	
10.309	2017-0398-04 North Carolina State University	USU	54,240	
10.309	S-000963 University of Riverside	USU	88,456	
10.310	UNR-17-54 University of Nevada at Reno	USU	10,711	
10.310	2012-0097-07 Integrated Pest Management (IPM)	USU	34,038	

**State of Utah**  
**Schedule of Expenditures of Federal Awards**  
**For the Year Ended June 30, 2019**

Federal Agency and Major Subdivision	Award/Contract			Provided to
CFDA	Name of Pass-through Entity	Agency	Expenditures	Subrecipients
<b>RESEARCH AND DEVELOPMENT PROGRAMS</b>				
10.310	1319858-G003955 WASHINGTON STATE UNIVERSITY	UOU	46,675	
10.310	2015-69007-23190 SUB:UNR-15-68 University of Nevada at Reno	USU	62,780	
10.310	1556406 University of Colorado at Boulder	USU	97,926	
10.310	VARIOUS	UOU	231,670	
10.310	VARIOUS	USU	1,926,493	328,245
10.319	25-6324-0163-006 University of Nebraska	USU	50,290	
10.329	SA18-4060-08 University of California at ANR	USU	188	
10.329	SA14-2309-43 University of California at ANR	USU	27,362	
10.329	C00059074-1 University of Missouri at Columbia	USU	30,471	
10.330	203224USU University of Notre Dame	USU	3,028	
10.330	376429 University of Arizona	USU	23,199	
10.330	VARIOUS	USU	105,112	65,037
10.336	VARIOUS	USU	32,481	
10.500	134194 G004016 Washington State University	USU	1,240	
10.500	Various Colorado State University	USU	6,380	
10.500	VARIOUS	USU	95,156	-48,000
Subtotal Research and Development Programs– National Institute of Food and Agriculture			11,678,682	4,688,414
<b>Natural Resources Conservation Service</b>				
10.902	Various Pheasants Forever, Inc.	USU	8,614	
10.902	68-3A75-16-736 Pheasants Forever, Inc.	USU	83,408	
10.912	VARIOUS	USU	1,558	
Subtotal Research and Development Programs– Natural Resources Conservation Service			93,580	
<b>Risk Management Agency</b>				
10.458	Various Custom Ag Solutions, Inc. (CAS, Inc.)	USU	27,210	9,547
10.458	VARIOUS	USU	41,053	8,548
Subtotal Research and Development Programs– Risk Management Agency			68,263	18,095

**State of Utah  
Schedule of Expenditures of Federal Awards  
For the Year Ended June 30, 2019**

Federal Agency and Major Subdivision	Award/Contract			Provided to
CFDA	Name of Pass-through Entity	Agency	Expenditures	Subrecipients
<b>RESEARCH AND DEVELOPMENT PROGRAMS</b>				
	Subtotal Research and Development Programs– AGRICULTURE, DEPARTMENT OF		13,513,561	4,706,509
<b>COMMERCE, DEPARTMENT OF</b>				
<b>Economic Development Administration</b>				
11.303	ED17DEN3030013 UTAH ADVANCED MATERLS MANUFAC IINITIATV	UOU	16,263	
11.307	VARIOUS	UOU	233,381	129,028
	Subtotal Research and Development Programs– Economic Development Administration		249,644	129,028
<b>National Oceanic and Atmospheric Administration (NOAA)</b>				
11	VARIOUS	USU	35,713	
11.431	VARIOUS	UOU	316,491	
11.438	AC-1705B BERING SEA FISHERMEN'S ASSOCIATION	UOU	412	
11.438	AC-00106 BERING SEA FISHERMEN'S ASSOCIATION	UOU	4,230	
11.440	VARIOUS	UOU	27,400	
11.468	VARIOUS	UOU	329,569	26,393
	Subtotal Research and Development Programs– National Oceanic and Atmospheric Administration (NOAA)		713,815	26,393
	Subtotal Research and Development Programs– COMMERCE, DEPARTMENT OF		963,459	155,421
<b>CORPORATION FOR NATIONAL AND COMMUNITY SERVICE</b>				
<b>Corporation for National and Community Service</b>				
94	VARIOUS PLANNED PARENTHOOD ASSOCIATION OF UTAH	UOU	-11,137	
94.024	10049772 SOCIAL FINANCE	UOU	50,540	50,540
	Subtotal Research and Development Programs– Corporation for National and Community Service		39,403	50,540
	Subtotal Research and Development Programs– CORPORATION FOR NATIONAL AND COMMUNITY SERVICE		39,403	50,540
<b>DEPARTMENT OF DEFENSE</b>				
<b>Advanced Research Projects Agency</b>				
12	2016-3374 UNIVERSITY OF CALIFORNIA IRVINE	UOU	64,603	
12	S4628 (PO 194184) MASSACHUSETTS INSTITUTE OF TECHNOLOGY	UOU	97,909	
12	P00171650 LEIDOS	UOU	162,057	

**State of Utah**  
**Schedule of Expenditures of Federal Awards**  
**For the Year Ended June 30, 2019**

Federal Agency and Major Subdivision	CFDA	Award/Contract Name of Pass-through Entity	Agency	Expenditures	Provided to Subrecipients
<b>RESEARCH AND DEVELOPMENT PROGRAMS</b>					
	12	1(GG012664) COLUMBIA UNIVERSITY	UOU	419,357	224,873
	12	VARIOUS	UOU	934,853	22,347
	12.910	1401944 UNIVERSITY OF TEXAS AT DALLAS	UOU	10,936	
	12.910	503-02 NEW MEXICO CONSORTIUM	UOU	62,951	
	12.910	VARIOUS	UOU	2,683,122	702,578
Subtotal Research and Development Programs– Advanced Research Projects Agency				4,435,788	949,798
<b>Defense Threat Reduction Agency</b>					
	12.351	5711-UU-DTRA-0056 PENNSYLVANIA STATE UNIVERSITY	UOU	66,393	
	12.351	A11961 (A008823) EMORY UNIVERSITY	UOU	83,891	
	12.351	VARIOUS	UOU	236,469	150,000
Subtotal Research and Development Programs– Defense Threat Reduction Agency				386,753	150,000
<b>Department of Defense</b>					
	12	PO 126246/N00024-13-D-6400 The Johns Hopkins University Applied Phys Lab	USU	-898	
	12	21056.1 / N6893616D0016 Jacobs Technology, Inc.	USU	-723	
	12	10041763 WASATCH MOLECULAR INC	UOU	10	
	12	120-02/FA9453-13-C-0106 Atmospheric & Space Technolgy Research Associates, LLC	USU	43	
	12	Letter Sub SCRS00601 / FA8650-13-C-1536 SRC, Inc.	USU	46	
	12	PO S12CNH216 / SPO700-99-D-0301 Sierra Nevada Corporation	USU	72	
	12	Letter Subcontract RCD-012-040 UTC Aerospace Systems	USU	281	
	12	391767/N00173-12-D-2023 Exelis, Inc.	USU	285	
	12	PO SCD040502/FA8750-12-C-0124 SRC, Inc.	USU	390	
	12	4200951830/N00014-14-C-0083 Raytheon Corp General	USU	733	
	12	Subcontract TSC-1041-41055 / D13PC00044 Technology Service Corporation	USU	855	
	12	PO S12CNH171 / FA8750-11-C-0252 Sierra Nevada Corporation	USU	941	
	12	4500167482 L-3 Communications - Communication Systems West Division	USU	1,524	

**State of Utah**  
**Schedule of Expenditures of Federal Awards**  
**For the Year Ended June 30, 2019**

Federal Agency and Major Subdivision	Award/Contract			Provided to
CFDA	Name of Pass-through Entity	Agency	Expenditures	Subrecipients
<b>RESEARCH AND DEVELOPMENT PROGRAMS</b>				
12	10171473/FA8527-08-D-0008-0028 UTC Aerospace Systems	USU	1,619	
12	BOA001-3017-04, SDL-D001 Metatech Corporation	USU	1,995	
12	SCRS01001/FA8750-15-C-0008 SRC, Inc.	USU	2,061	
12	SDL11-100 / FA9453-12-D-0285 TO 11 ATA Aerospace	USU	2,411	
12	45732-Z9085201 University of Maryland	USU	3,029	
12	PO 41-1018184 / 10-D-7210-DO23 BAE Systems	USU	4,409	
12	7000416856 MIT-Massachusetts Institute of Technology	USU	6,855	
12	PO-0003348 / W15P7T-13-D-0026 Aberdeen Proving Ground	USU	7,470	
12	SDL10-100 / FA9453-12-D-0285 TO 10 ATA Aerospace	USU	8,019	
12	MSA 19S23530AU22 - PO 111302 AECOM Technical Services, Inc.	USU	8,614	
12	FFP-USU-GEM-081517 Global Engineering and Materials, Inc.	USU	9,185	
12	PO 4201443453 and PO 4201455979 / FA945 Raytheon Corp General	USU	10,162	
12	Subcontract TSC-1169-60077 / FA8650-18-C- Technology Service Corporation	USU	12,261	
12	01-20190328 SEOPS, LLC	USU	12,374	
12	18-7900-0003-02-C9 TO# 0003 Universal Technology Corporation (UTC)	USU	13,391	
12	PO 2962894 /FA8620-15-D-3009/TO FA8620- Northrop Grumman	USU	15,267	
12	TXS015031 KBRWYLE	UOU	17,305	
12	20160162 CFD RESEARCH CORPORATION	UOU	23,113	
12	W81XWH-15-10682 WESTERN INSTITUTE FOR BIOMEDICAL RESH	UOU	25,826	
12	SC-2174-6777 Faraday Technology, Inc.	USU	25,954	
12	D8537-S1 / HQ0147-16-D-0001/HQ014718F0 Georgia Institute of Technology	USU	29,582	
12	PO SC20190009 / Prime N00173-16-F-6402 Praxis, Inc.	USU	30,200	
12	FA9550-17-P-0013 LUMARRAY INC	UOU	33,266	
12	Subcontract 1018440 / Prime 16-D-7322 BAE Systems	USU	34,482	
12	10046910 NEVADA NANOTECH SYSTEMS INC	UOU	34,624	

**State of Utah**  
**Schedule of Expenditures of Federal Awards**  
**For the Year Ended June 30, 2019**

Federal Agency and Major Subdivision	Award/Contract			Provided to
CFDA	Name of Pass-through Entity	Agency	Expenditures	Subrecipients
<b>RESEARCH AND DEVELOPMENT PROGRAMS</b>				
12	Various Gannett Fleming, Inc.	USU	35,052	
12	124-AY-1C-PO4435 ELECTRONIC BIOSCIENCE INC	UOU	35,833	
12	1013370 UUT OREGON HEALTH & SCIENCE	UOU	48,759	
12	PO 2016-0015 RLS 5 / NNA10DF16B Millennium Engineering and Integration Company	USU	49,571	
12	Various Box Elder Innovations, LLC	USU	50,969	
12	TSC-1100-33006/N68335-15-C-0176 Technology Service Corporation	USU	64,485	5,605
12	61947399-116140 (RQ4590692) STANFORD UNIVERSITY	UOU	68,100	
12	10046058 WASATCH MOLECULAR INC	UOU	80,062	
12	19S-0155 / Prime W9113M-19-F-0016 Radiance Technologies, Inc.	USU	84,877	
12	2017-1532-02 NORTH CAROLINA STATE UNIVERSITY	UOU	87,443	23,877
12	H98230-18-C-0172 Maryland Procurement Office	USU	88,739	
12	SC1519205(PSyCHIC) CHARLES RIVER ANALYTICS	UOU	92,742	
12	W911QY-17-C-0032 ESPIRA	UOU	93,771	
12	TSC NadirSAR Phase II Letter Sub / W56KG Technology Service Corporation	USU	98,929	
12	PO PO20190001 / N00173-16-F-6402 Praxis, Inc.	USU	110,000	
12	SIS180377 Jacobs Technology, Inc.	USU	110,349	
12	18-S8401-12-C1 Universal Technology Corporation (UTC)	USU	144,841	
12	1554466 UNIVERSITY OF COLORADO AT BOULDER	UOU	160,526	
12	4201567976 / FA8620-15-D-3009 Raytheon Corp General	USU	182,632	
12	USU-17-D-0005 / FA8622-15-F-8111 HX5 LLC	USU	350,397	
12	S901059BAH / FA8750-17-F-0105 Booz Allen Hamilton, Inc.	USU	355,100	
12	SUB1138235 TO001 Serco, Inc.	USU	780,356	
12	1038-05-13-01 / N68936-16-D-0016 Jacobs Technology, Inc.	USU	1,253,524	25,000
12	VARIOUS	UOU	2,097,323	84,244
12	VARIOUS	USU	138,634,310	28,474,304



**State of Utah**  
**Schedule of Expenditures of Federal Awards**  
**For the Year Ended June 30, 2019**

Federal Agency and Major Subdivision	Award/Contract			Provided to
CFDA	Name of Pass-through Entity	Agency	Expenditures	Subrecipients
<b>RESEARCH AND DEVELOPMENT PROGRAMS</b>				
Subtotal Research and Development Programs– Department of Defense			145,535,723	28,613,030
<b>Department of the Air Force, Materiel Command</b>				
12.800	47261-A MEDGAR EVERS COLLEGE	UOU	85,220	
12.800	VARIOUS	USU	165,785	
12.800	P0284835 UNIVERSITY OF CENTRAL FLORIDA	UOU	177,936	
12.800	SP0022325PROJ0007153 NORTHWESTERN UNIVERSITY	UOU	253,635	
12.800	VARIOUS	UOU	1,555,180	432,049
Subtotal Research and Development Programs– Department of the Air Force, Materiel Command			2,237,756	432,049
<b>Department of the Navy, Office of the Chief of Naval Research</b>				
12.300	UNIV59880 VANDERBILT UNIVERSITY	UOU	85,706	
12.300	203349UU UNIVERSITY OF NOTRE DAME	UOU	193,485	
12.300	2002694588 JOHNS HOPKINS UNIVERSITY	UOU	193,780	
12.300	088513-16628 UNIVERSITY OF IL AT URBANA- CHAMPAIGN	UOU	242,665	
12.300	VARIOUS	USU	863,693	182,673
12.300	VARIOUS	UOU	2,005,733	318,638
Subtotal Research and Development Programs– Department of the Navy, Office of the Chief of Naval Research			3,585,062	501,311
<b>Office of Economic Adjustment</b>				
12.617	VARIOUS	UOU	2,313,597	849,330
Subtotal Research and Development Programs– Office of Economic Adjustment			2,313,597	849,330
<b>Office of the Secretary of Defense</b>				
12.630	VARIOUS	USU	2,822	
12.630	VARIOUS	UOU	2,136,024	1,451,196
12.631	VARIOUS	SUU	162	
Subtotal Research and Development Programs– Office of the Secretary of Defense			2,139,008	1,451,196
<b>U.S. Army Materiel Command</b>				
12.431	VARIOUS	USU	93,459	
12.431	00001271 BROWN UNIVERSITY	UOU	136,790	

**State of Utah**  
**Schedule of Expenditures of Federal Awards**  
**For the Year Ended June 30, 2019**

Federal Agency and Major Subdivision	Award/Contract			Provided to
CFDA	Name of Pass-through Entity	Agency	Expenditures	Subrecipients
<b>RESEARCH AND DEVELOPMENT PROGRAMS</b>				
12.431	VARIOUS	UOU	2,573,885	1,117,666
Subtotal Research and Development Programs– U.S. Army Materiel Command			2,804,134	1,117,666
<b>U.S. Army Medical Command</b>				
12.420	WSU17069 WAYNE STATE UNIVERSITY	UOU	109	
12.420	000516840-003-T001 UNIVERSITY OF ALABAMA AT BIRMINGHAM	UOU	945	
12.420	9012699 (411975-2) UNIVERSITY OF PITTSBURGH	UOU	1,848	
12.420	VARIOUS MODUS HEALTH	UOU	2,812	
12.420	A18-1929-S001 UNIVERSITY OF CALIFORNIA DAVIS	UOU	20,071	
12.420	0031471(408294-6) UNIVERSITY OF PITTSBURGH	UOU	22,808	
12.420	ARJUHP02002478754 JOHNS HOPKINS UNIVERSITY	UOU	28,416	
12.420	00358594093852 UNIVERSITY OF PITTSBURGH	UOU	60,896	
12.420	PO GENFD0001337840 CHILDRENS HOSPITAL BOSTON	UOU	63,848	
12.420	NTI-CLOTT17-17 NATIONAL TRAUMA INSTITUTE	UOU	79,900	
12.420	USM-GR05777.001 UNIVERSITY OF SOUTHERN MISSISSIPPI	UOU	108,116	
12.420	JHUPO:2003945663 JOHNS HOPKINS UNIVERSITY	UOU	138,232	
12.420	MSRC-FY18-04 DENVER RESEARCH INSTITUTE	UOU	173,638	78,151
12.420	UWSC10391 BPO30291 UNIVERSITY OF WASHINGTON	UOU	225,036	
12.420	3828 HENRY M. JACKSON FNDT ADVNCMNT MIL MED	UOU	237,675	
12.420	PO883714 / 3459 HENRY M. JACKSON FNDT ADVNCMNT MIL MED	UOU	237,856	
12.420	VARIOUS	UOU	8,145,147	718,865
Subtotal Research and Development Programs– U.S. Army Medical Command			9,547,353	797,016
<b>Uniformed Services University of the Health Sciences</b>				
12.750	837895 HENRY M. JACKSON FNDT ADVNCMNT MIL MED	UOU	-1,130	
12.750	3338P0881181 HENRY M. JACKSON FNDT ADVNCMNT MIL MED	UOU	39,845	

**State of Utah**  
**Schedule of Expenditures of Federal Awards**  
**For the Year Ended June 30, 2019**

Federal Agency and Major Subdivision	CFDA	Award/Contract Name of Pass-through Entity	Agency	Expenditures	Provided to Subrecipients
<b>RESEARCH AND DEVELOPMENT PROGRAMS</b>					
	12.750	S-10507-01 THE GENEVA FOUNDATION	UOU	85,343	
	12.750	VARIOUS	UOU	327,517	28,414
Subtotal Research and Development Programs– Uniformed Services University of the Health Sciences				451,575	28,414
Subtotal Research and Development Programs– DEPARTMENT OF DEFENSE				173,436,749	34,889,810
<b>DEPARTMENT OF HOMELAND SECURITY</b>					
<b>Department of Homeland Security</b>					
	97	VARIOUS	UOU	682,781	
	97	VARIOUS	USU	2,674,452	120,000
	97.077	VARIOUS	UOU	383,369	
Subtotal Research and Development Programs– Department of Homeland Security				3,740,602	120,000
Subtotal Research and Development Programs– DEPARTMENT OF HOMELAND SECURITY				3,740,602	120,000
<b>EDUCATION, DEPARTMENT OF</b>					
<b>Department of Education</b>					
	84	R305H170005 AMER COUNCILS FOR INTNL EDUCATION	UOU	71,513	
Subtotal Research and Development Programs– Department of Education				71,513	
<b>Institute of Education Sciences</b>					
	84.305	5509-UU-IES-0401 PENNSYLVANIA STATE UNIVERSITY	UOU	2,400	
	84.305	VARIOUS	USU	812,771	409,670
	84.324	FY2019-005 UNIVERSITY OF KANSAS	UOU	24,609	
	84.324	VARIOUS	WSU	80,414	
Subtotal Research and Development Programs– Institute of Education Sciences				920,194	409,670
<b>Office of Elementary and Secondary Education</b>					
	84.283	S283B120006 WESTED	UOU	38,178	
	84.283	s12-174 MOD 6 WESTED	UOU	99,160	
Subtotal Research and Development Programs– Office of Elementary and Secondary Education				137,338	
Subtotal Research and Development Programs– EDUCATION, DEPARTMENT OF				1,129,045	409,670
<b>ENERGY, DEPARTMENT OF</b>					

**State of Utah**  
**Schedule of Expenditures of Federal Awards**  
**For the Year Ended June 30, 2019**

Federal Agency and Major Subdivision	Award/Contract			Provided to
CFDA	Name of Pass-through Entity	Agency	Expenditures	Subrecipients
<b>RESEARCH AND DEVELOPMENT PROGRAMS</b>				
<b>Department of Energy</b>				
81	927890 Sandia Laboratories	USU	-14,929	
81	347647 Battelle Energy Alliance, LLC	USU	-5,211	
81	1044650 Sandia Laboratories	USU	496	
81	Various Battelle Energy Alliance, LLC	USU	500	
81	213985 Battelle Energy Alliance, LLC	USU	611	
81	12059102 / DE-NA0001740 Sandia Laboratories	USU	1,042	
81	DE-SC0017845 FULCRUM BIOSCIENCES	UOU	1,522	
81	696037 Sandia Laboratories	USU	4,051	
81	177963 Battelle Energy Alliance, LLC	USU	8,621	
81	217672 Battelle Energy Alliance, LLC	USU	14,255	
81	B634503 / Prime DE-AC52-07NA27344 Lawrence Livermore National Laboratory	USU	14,881	
81	SA-19-02 SUSTAINABLE MANUFACTURING INNOV ALLNCE	UOU	19,559	
81	8F-30118 Argonne Laboratory	USU	28,880	
81	2028446 Sandia Laboratories	USU	30,495	
81	10051010 VISUS LLC	UOU	35,426	
81	SA-17-07 SUSTAINABLE MANUFACTURING INNOV ALLNCE	UOU	36,488	
81	131568 Fluor Marine Propulsion, LLC	USU	47,534	
81	PO N000261740 HONEYWELL FED MANFCTR & TECHNLGES LLC	UOU	68,346	
81	274628 Battelle	USU	70,644	
81	Various Wireless Advanced Vehicle Electrification Inc	USU	73,092	
81	10049682-BIOLOGICALLY INSPIRED AMMO FULCRUM BIOSCIENCES	UOU	78,243	
81	10040876 ENTRY POINT, LLC	UOU	87,774	
81	REI-8262-1 REACTION ENGINEERING INTL	UOU	95,154	
81	VARIOUS PACIFICORP	UOU	99,328	

**State of Utah**  
**Schedule of Expenditures of Federal Awards**  
**For the Year Ended June 30, 2019**

Federal Agency and Major Subdivision	Award/Contract			Provided to
CFDA	Name of Pass-through Entity	Agency	Expenditures	Subrecipients
<b>RESEARCH AND DEVELOPMENT PROGRAMS</b>				
81	10029234 AISI AMERICAN IRON AND STEEL INSTITUTE	UOU	227,950	
81	SA-18-01 SUSTAINABLE MANUFACTURING INNOV ALLNCE	UOU	475,623	
81	VARIOUS	USU	680,504	112,160
81	VARIOUS	UOU	3,591,607	77,122
81.049	UWSC8610 UNIVERSITY OF WASHINGTON	UOU	-8,653	
81.049	134124-G003972 Washington State University	USU	60	
81.049	10051529 WASATCH MOLECULAR INC	UOU	363	
81.049	7082-005 Tech-X Corporation	USU	1,284	
81.049	REI82481 REACTION ENGINEERING INTL	UOU	4,781	
81.049	831K530 The Board of Regents of the University of Wisconsin System	WSU	12,495	12,495
81.049	695K656 UNIVERSITY OF WISCONSIN-MADISON	UOU	38,065	
81.049	10049506 ALTAROCK ENERGY	UOU	42,584	
81.049	Z17-90030 UNIVERSITY CORP FOR ATMOSPHERIC RESEARCH	UOU	52,146	
81.049	UWSC9285 (BPO17507) University of Washington	USU	58,551	
81.049	134124-G003970 WASHINGTON STATE UNIVERSITY	UOU	61,995	
81.049	G142-15-W5072 Montana State University	USU	80,529	
81.049	17284Z7181006 UNIVERSITY OF MARYLAND	UOU	153,466	
81.049	201603457-06 Regents of the University of California	USU	190,720	
81.049	10048835 PARTICLE FLUX ANALYTICS	UOU	244,802	
81.049	VARIOUS	USU	447,093	
81.049	VARIOUS	UOU	4,169,903	581,024
81.057	UND10356 UNIVERSITY OF NORTH DAKOTA	UOU	34,555	
81.086	429399-19138 Virigina Tech Polytechnic Institute and State University	USU	33,380	
81.086	3300001466 Pacificorp	USU	217,034	

**State of Utah**  
**Schedule of Expenditures of Federal Awards**  
**For the Year Ended June 30, 2019**

Federal Agency and Major Subdivision	Award/Contract			Provided to
CFDA	Name of Pass-through Entity	Agency	Expenditures	Subrecipients
<b>RESEARCH AND DEVELOPMENT PROGRAMS</b>				
81.087	PO 1000850858 UNIVERSITY OF COLORADO AT DENVER	UOU	15,945	
81.087	10052331 HOTROCK ENERGY RESEARCH ORGANIZATION	UOU	20,705	
81.087	Various Percheron Power, LLC	USU	40,408	
81.087	205CAL628 PORTLAND STATE UNIVERSITY	UOU	77,684	
81.087	VARIOUS	USU	228,585	74,001
81.087	VARIOUS	UOU	7,504,562	1,591,908
81.089	VARIOUS REACTION ENGINEERING INTL	UOU	-104	
81.089	P0012449 NEW MEXICO INSTITUTE OF MINING & TECH	UOU	6,712	
81.089	82421 REACTION ENGINEERING INTL	UOU	8,927	
81.089	SC4502-002 GSI Environmental	USU	52,884	
81.089	PO 170624-401183-5801 COLORADO SCHOOL OF MINES	UOU	106,152	
81.089	8250-1 REACTION ENGINEERING INTL	UOU	187,458	
81.089	GENDSWT20 NEW MEXICO INSTITUTE OF MINING & TECH	UOU	706,257	14,500
81.089	VARIOUS	UOU	1,114,015	248,216
81.112	18-S20 GEORGE WASHINGTON UNIVERSITY	UOU	19,872	
81.113	VARIOUS	USU	4,981	
81.117	1553797 PO1000607856 University of Colorado	USU	37,060	
81.121	60049182 OHIO STATE UNIVERSITY RESEARCH FNDTN	UOU	27,352	
81.121	1557174 PO#1001094525 UNIVERSITY OF COLORADO AT BOULDER	UOU	39,108	
81.121	18-023 UNIVERSITY OF NEW HAMPSHIRE	UOU	75,345	
81.121	VARIOUS	UOU	885,607	40,918
81.121	VARIOUS	USU	1,367,462	960,688
81.122	VARIOUS	UOU	136,844	
81.124	VARIOUS	UOU	2,865,945	308,792

**State of Utah**  
**Schedule of Expenditures of Federal Awards**  
**For the Year Ended June 30, 2019**

Federal Agency and Major Subdivision	CFDA	Award/Contract Name of Pass-through Entity	Agency	Expenditures	Provided to Subrecipients
<b>RESEARCH AND DEVELOPMENT PROGRAMS</b>					
	81.135	118115448 University of California at San Diego	USU	22,770	
	81.135	VARIOUS	USU	147,706	41,062
	81.135	VARIOUS	UOU	644,545	84,519
Subtotal Research and Development Programs– Department of Energy				27,952,426	4,147,405
Subtotal Research and Development Programs– ENERGY, DEPARTMENT OF				27,952,426	4,147,405
<b>ENVIRONMENTAL PROTECTION AGENCY</b>					
<b>Environmental Protection Agency</b>					
	66	63-USU-000 Great Lakes Environmental Center, Inc.	USU	32,930	
Subtotal Research and Development Programs– Environmental Protection Agency				32,930	
<b>Office of Air and Radiation</b>					
	66.034	VARIOUS	USU	2,726	
Subtotal Research and Development Programs– Office of Air and Radiation				2,726	
<b>Office of Research and Development (ORD)</b>					
	66.509	VARIOUS	USU	144,827	
	66.511	LCASW3SG16 WATER RESEARCH FOUNDATION	UOU	86,786	
	66.511	VARIOUS	UOU	270,265	
	66.514	VARIOUS	UOU	8,365	
	66.516	VARIOUS	USU	4,028	
Subtotal Research and Development Programs– Office of Research and Development (ORD)				514,271	
<b>Office of Solid Waste and Emergency Response</b>					
	66.806	VARIOUS FRIENDS OF GREAT SALT LAKE	UOU	29,062	
Subtotal Research and Development Programs– Office of Solid Waste and Emergency Response				29,062	
<b>Office of Water</b>					
	66.461	VARIOUS	USU	45,297	
Subtotal Research and Development Programs– Office of Water				45,297	
Subtotal Research and Development Programs– ENVIRONMENTAL PROTECTION AGENCY				624,286	
<b>FEDERAL COUNCIL ON THE ARTS AND THE HUMANITIES</b>					

**State of Utah**  
**Schedule of Expenditures of Federal Awards**  
**For the Year Ended June 30, 2019**

Federal Agency and Major Subdivision	CFDA	Award/Contract Name of Pass-through Entity	Agency	Expenditures	Provided to Subrecipients
<b>RESEARCH AND DEVELOPMENT PROGRAMS</b>					
<b>Institute of Museum and Library Services</b>					
	45.313	VARIOUS	USU	126,582	
Subtotal Research and Development Programs– Institute of Museum and Library Services				126,582	
<b>National Endowment for the Humanities</b>					
	45.160	VARIOUS	UOU	3,702	
	45.161	VARIOUS	UOU	37,014	
	45.163	VARIOUS	UOU	73,242	
	45.169	VARIOUS	USU	35,931	
Subtotal Research and Development Programs– National Endowment for the Humanities				149,889	
Subtotal Research and Development Programs– FEDERAL COUNCIL ON THE ARTS AND THE HUMANITIES				276,471	
<b>HEALTH AND HUMAN SERVICES, DEPARTMENT OF</b>					
<b>Administration for Children and Families</b>					
	93.600	VARIOUS	USU	5,457	
Subtotal Research and Development Programs– Administration for Children and Families				5,457	
<b>Administration for Community Living</b>					
	93.048	VARIOUS	UOU	144,330	
	93.433	VARIOUS	USU	196,074	31,565
Subtotal Research and Development Programs– Administration for Community Living				340,404	31,565
<b>Agency for Healthcare Research and Quality</b>					
	93	JHU ID#90075167 JOHNS HOPKINS UNIVERSITY	UOU	10,000	
	93.226	VUMC 57335 VANDERBILT UNIVERSITY MEDICAL CENTER	UOU	5,035	
	93.226	111456 BRIGHAM & WOMENS HOSPITAL	UOU	5,937	
	93.226	0039806 (124759-2) UNIVERSITY OF PITTSBURGH	UOU	6,191	
	93.226	CNVA00053096(41481-1)-9014203(413778-1) UNIVERSITY OF PITTSBURGH	UOU	7,955	
	93.226	3000301409 (A18-0236-S004) CAROLINAS HEALTHCARE SYSTEM	UOU	18,773	
	93.226	2312021528152594L RTI INTERNATIONAL	UOU	30,357	
	93.226	CNVA00053096 UNIVERSITY OF PITTSBURGH	UOU	42,218	



**State of Utah**  
**Schedule of Expenditures of Federal Awards**  
**For the Year Ended June 30, 2019**

Federal Agency and Major Subdivision	Award/Contract			Provided to
CFDA	Name of Pass-through Entity	Agency	Expenditures	Subrecipients
<b>RESEARCH AND DEVELOPMENT PROGRAMS</b>				
93.226	002608(127137-1) UNIVERSITY OF PITTSBURGH	UOU	56,996	
93.226	5001451461 MEDSTAR HEALTH	UOU	60,412	
93.226	568241 UNIVERSITY OF PENNSYLVANIA	UOU	239,130	
93.226	VARIOUS	UOU	1,889,226	427,106
Subtotal Research and Development Programs– Agency for Healthcare Research and Quality			2,372,230	427,106
<b>Centers for Disease Control and Prevention</b>				
93	44360 ABT ASSOCIATES INC	UOU	-317	
93	T.O. 49775 ABT ASSOCIATES INC	UOU	403	
93	TO-200-2013-F-57544 ABT ASSOCIATES INC	UOU	16,881	
93	MA44306T044927 ABT ASSOCIATES INC	UOU	18,411	
93	7300260419 / PO 962906-RSUB CHILDRENS HOSPITAL PHILADELPHIA	UOU	24,604	
93	VARIOUS THE TASK FORCE FOR GLOBAL HEALTH	UOU	35,162	
93	VARIOUS	UOU	1,424,861	
93.073	S00427-01 UNIVERSITY OF IOWA	UOU	4,549	
93.073	VARIOUS	UOU	437,798	
93.084	231295 YEAR 1 MASSACHUSETTS GENERAL HOSPITAL	UOU	15,068	
93.084	2004040591 JOHNS HOPKINS HOSPITAL	UOU	20,197	
93.084	VARIOUS	UOU	1,060,234	326,957
93.135	00004109 MD ANDERSON CANCER CENTER	UOU	36,957	
93.136	1600184A 2026 UNIVERSITY OF MARYLAND BALTIMORE	UOU	17,367	
93.136	VARIOUS	UOU	808,711	317,112
93.262	SUB00001631 UNIVERSITY OF FLORIDA	UOU	5,003	
93.262	G-61105-03 COLORADO STATE UNIVERSITY	UOU	11,040	
93.262	183405351 UNIVERSITY OF WISCONSIN-MILWAUKEE	UOU	14,544	
93.262	VARIOUS	UOU	1,813,356	5,232
93.283	VARIOUS	UOU	946,839	368,714

**State of Utah**  
**Schedule of Expenditures of Federal Awards**  
**For the Year Ended June 30, 2019**

Federal Agency and Major Subdivision	Award/Contract			Provided to
CFDA	Name of Pass-through Entity	Agency	Expenditures	Subrecipients
<b>RESEARCH AND DEVELOPMENT PROGRAMS</b>				
93.312	VARIOUS TOURETTE ASSOCIATION OF AMERICA	UOU	4,528	
93.315	VARIOUS INTERMOUNTAIN HEALTHCARE	UOU	5,547	
93.315	VARIOUS	UOU	455,460	18,000
93.354	00003179 MD ANDERSON CANCER CENTER	UOU	242,626	
93.823	VARIOUS	UOU	475,450	127,773
93.898	VARIOUS	UOU	318,800	
Subtotal Research and Development Programs– Centers for Disease Control and Prevention			8,214,079	1,163,788
<b>Department of Health and Human Services</b>				
93	VARIOUS	UOU	2,066	
Subtotal Research and Development Programs– Department of Health and Human Services			2,066	
<b>Food and Drug Administration</b>				
93.103	ZAD00000 UNIVERSITY OF KANSAS	UOU	76	
93.103	UFOCR00012081 (UFDSP0011718) UNIVERSITY OF FLORIDA	UOU	2,990	
93.103	3003792592 UNIVERSITY OF MICHIGAN	UOU	28,772	
93.103	VARIOUS	UOU	151,446	
Subtotal Research and Development Programs– Food and Drug Administration			183,284	
<b>Health Resources and Services Administration</b>				
93	VARIOUS	UOU	15,279	
93.059	VARIOUS	UOU	335,870	
93.107	VARIOUS	UOU	351,675	255,341
93.110	VARIOUS	UOU	806,620	620,368
93.117	VARIOUS	UOU	96,986	
93.127	5/SUB0800089/201503204-01 UNIVERSITY OF CALIFORNIA DAVIS	UOU	-18,882	
93.127	PO MEDICAL COLLEGE OF WISCONSIN	UOU	30,301	
93.127	201503204-1 UNIVERSITY OF CALIFORNIA DAVIS	UOU	138,758	
93.127	VARIOUS	UOU	3,177,989	

**State of Utah**  
**Schedule of Expenditures of Federal Awards**  
**For the Year Ended June 30, 2019**

Federal Agency and Major Subdivision	Award/Contract			Provided to
CFDA	Name of Pass-through Entity	Agency	Expenditures	Subrecipients
<b>RESEARCH AND DEVELOPMENT PROGRAMS</b>				
93.145	UWSC8703 UNIVERSITY OF WASHINGTON	UOU	171,379	
93.153	VARIOUS	UOU	388,135	
93.178	VARIOUS	UOU	384,880	
93.186	VARIOUS	UOU	259,621	
93.211	VARIOUS	UOU	219,513	
93.236	VARIOUS	UOU	209,454	
93.253	VARIOUS	UOU	153,469	
93.264	VARIOUS	UOU	111,219	
93.359	VARIOUS	UOU	554,541	75,570
93.516	FY15155004 UNIVERSITY OF COLORADO AT DENVER	UOU	20,601	
93.516	FY19.641.003/PTE.PRO.2-5-A6986 UNIVERSITY OF COLORADO AT DENVER	UOU	96,203	
93.732	VARIOUS	UOU	239,281	
93.884	15-218A-RPA003 Idaho State University	USU	21,012	
93.918	VARIOUS	UOU	825,666	
93.969	VARIOUS	UOU	786,742	214,958
Subtotal Research and Development Programs– Health Resources and Services Administration			9,376,312	1,166,237
<b>National Institutes of Health</b>				
93	193221 DUKE CLINICAL RESEARCH INSTITUTE	UOU	-56,948	
93	VARIOUS NANOSHELL LLC	UOU	-25,152	
93	6901 CHILDREN'S HOSPITAL OF LOS ANGELES	UOU	-23,952	
93	000406268003 UNIVERSITY OF ALABAMA	UOU	-14,037	
93	6904 CHILDREN'S HOSPITAL OF LOS ANGELES	UOU	-13,265	
93	6902 CHILDREN'S HOSPITAL OF LOS ANGELES	UOU	-11,993	
93	6903 CHILDREN'S HOSPITAL OF LOS ANGELES	UOU	-10,372	
93	VARIOUS VESTAN INC	UOU	-6,074	
93	2003163059 JOHNS HOPKINS UNIVERSITY	UOU	-3,917	

**State of Utah**  
**Schedule of Expenditures of Federal Awards**  
**For the Year Ended June 30, 2019**

Federal Agency and Major Subdivision	Award/Contract		Agency	Expenditures	Provided to Subrecipients
CFDA	Name of Pass-through Entity				
<b>RESEARCH AND DEVELOPMENT PROGRAMS</b>					
93	10035362 NAVIGEN		UOU	-1,725	
93	VARIOUS UTAH HEALTH INFORMATION NETWORK		UOU	-53	
93	141-NH-1C-4485 ELECTRONIC BIOSCIENCE INC		UOU	-8	
93	VARIOUS BIOFIRE DIAGNOSTICS INC		UOU	17	
93	10014935 AXON MEDICAL INC		UOU	368	
93	VARIOUS NEW ENGLAND RESEARCH INC		UOU	372	
93	3002875927 UNIVERSITY OF MICHIGAN		UOU	562	
93	9500080216-S7XX CHILDRENS HOSPITAL PHILADELPHIA		UOU	736	
93	VARIOUS LAM FOUNDATION		UOU	877	
93	PRELIM-10050207-RTI RTI INTERNATIONAL		UOU	915	
93	VARIOUS WESTAT		UOU	1,106	
93	BMTCTNPROTOCOL1102 NATIONAL MARROW DONOR PROGRAM		UOU	1,383	
93	ROCH\$ANHL1131 CHILDRENS HOSPITAL PHILADELPHIA		UOU	1,600	
93	UTA03 DUKE CLINICAL RESEARCH INSTITUTE		UOU	5,727	
93	19-84105-09 (17-074) UNIVERSITY OF TEXAS MEDICAL BRANCH		UOU	6,319	
93	2938081 DUKE CLINICAL RESEARCH INSTITUTE		UOU	6,813	
93	PO 65497845 / MCR-0131-CPN MAYO CLINIC ROCHESTER		UOU	7,384	
93	1503014 RECURSION PHARMACEUTICALS LLC		UOU	10,970	
93	PRIME HHS0100201500018C Visterra, Inc.		USU	11,759	
93	Various Emory University		USU	12,051	
93	VARIOUS NEW ENGLAND RESEARCH INSTITUTES		UOU	12,570	
93	VARIOUS CHILDRENS HOSPITAL PHILADELPHIA		UOU	12,597	
93	10052282 REGENSTRIEF INSTITUTE, INC		UOU	14,473	
93	1U10NS077305-01 MASSACHUSETTS GENERAL HOSPITAL		UOU	14,617	
93	6426-509 WESTAT		UOU	15,884	

**State of Utah**  
**Schedule of Expenditures of Federal Awards**  
**For the Year Ended June 30, 2019**

Federal Agency and Major Subdivision	Award/Contract			Provided to
CFDA	Name of Pass-through Entity	Agency	Expenditures	Subrecipients
<b>RESEARCH AND DEVELOPMENT PROGRAMS</b>				
93	VARIOUS CINCINNATI CHILDRENS HOSPITAL MED CTR	UOU	15,941	
93	HD 036790 / 0212456 RTI INTERNATIONAL	UOU	16,429	
93	VARIOUS JAEB CENTER FOR HEALTH RESEARCH	UOU	16,766	6,786
93	VARIOUS MAYO CLINIC ROCHESTER	UOU	17,181	
93	HHSN268201700021C TECHNOLOGY HOLDINGS LLC	UOU	18,133	
93	PO B00127743 UNIVERSITY OF CALIFORNIA SAN FRANCISCO	UOU	19,742	
93	10045509 INTERMOUNTAIN HEALTHCARE	UOU	24,865	
93	VARIOUS OREGON HEALTH & SCIENCE	UOU	31,026	
93	UGICA189955 CHILDRENS HOSPITAL PHILADELPHIA	UOU	33,854	
93	VARIOUS ECOG-ACRIN CANCER RESEARCH GROUP	UOU	46,444	
93	RC103694UT MICHIGAN STATE UNIVERSITY	UOU	50,078	
93	1U01HL131003-3 CINCINNATI CHILDRENS HOSPITAL MED CTR	UOU	53,142	
93	FY18.903.001 UNIVERSITY OF COLORADO AT DENVER	UOU	102,507	18,758
93	10051908 NEOTHERMA ONCOLOGY	UOU	108,702	
93	0212456 RTI INTERNATIONAL	UOU	108,736	
93	UOU-195385 MAYO CLINIC ROCHESTER	UOU	132,187	
93	A003630302 UNIVERSITY OF MINNESOTA	UOU	157,245	
93	6119114400E UNIVERSITY OF SOUTH FLORIDA	UOU	247,941	
93	SUB#950008021512C CHILDRENS HOSPITAL PHILADELPHIA	UOU	319,182	
93	000513373-SP004-001 UNIVERSITY OF ALABAMA AT BIRMINGHAM	UOU	747,906	
93	VARIOUS	USU	3,225,142	619,856
93	VARIOUS	UOU	10,331,455	835,700
93.077	00005077 MD ANDERSON CANCER CENTER	UOU	18,510	
93.113	WFUHS 552908 WAKE FOREST UNIVERSITY	UOU	11,265	

**State of Utah**  
**Schedule of Expenditures of Federal Awards**  
**For the Year Ended June 30, 2019**

Federal Agency and Major Subdivision	Award/Contract			Provided to
CFDA	Name of Pass-through Entity	Agency	Expenditures	Subrecipients
<b>RESEARCH AND DEVELOPMENT PROGRAMS</b>				
93.113	UFDSP00011534 UNIVERSITY OF FLORIDA	UOU	48,359	
93.113	VARIOUS	UOU	801,302	
93.121	R22722 RICE UNIVERSITY	UOU	-10,729	
93.121	VARIOUS	UOU	3,206,206	350,859
93.142	0011233A and 0011234A UNIVERSITY OF TEXAS AT HOUSTON	UOU	290,769	
93.143	400763-5802 COLORADO SCHOOL OF MINES	UOU	103,682	
93.172	5108832 UNIV OF NORTH CAROLINA AT CHAPEL HILL	UOU	8,124	
93.172	114517-5094757 Harvard University	USU	44,124	
93.172	OOS030229-UTAH-84068 KAISER FOUNDATION RESEARCH INSTITUTE	UOU	45,553	
93.172	20000.044.02-06 HUDSONALPHA INSTITUTE OF BIOTECHNOLOGY	UOU	63,081	
93.172	1R43HG009868-01 FRAMESHIFT LABS LLC	UOU	63,395	
93.172	2R44HG009096-02 FRAMESHIFT LABS LLC	UOU	91,948	
93.172	5111267 UNIV OF NORTH CAROLINA AT CHAPEL HILL	UOU	92,160	
93.172	1R41HG009629-01 FRAMESHIFT LABS LLC	UOU	120,042	
93.172	5001020-5500001047 BROAD INSTITUTE	UOU	456,171	
93.172	VARIOUS	UOU	4,355,458	19,554
93.173	UMS-1163 UNIVERSITY OF MAINE AT FORT KENT	UOU	41,015	
93.173	1008367 UUT OREGON HEALTH & SCIENCE	UOU	69,187	
93.173	17-0492 BRIGHAM YOUNG UNIVERSITY	UOU	93,627	
93.173	18-0526 BRIGHAM YOUNG UNIVERSITY	UOU	126,353	
93.173	VARIOUS	USU	148,973	74,080
93.173	110445A 2058 SR00005457 UNIVERSITY OF MARYLAND	UOU	170,237	
93.173	18-0523 BRIGHAM YOUNG UNIVERSITY	UOU	245,056	
93.173	GMO 17510 UNIV OF TEXAS SOUTHWESTERN MEDICAL CTR	UOU	350,676	

**State of Utah**  
**Schedule of Expenditures of Federal Awards**  
**For the Year Ended June 30, 2019**

Federal Agency and Major Subdivision	Award/Contract			Provided to
CFDA	Name of Pass-through Entity	Agency	Expenditures	Subrecipients
<b>RESEARCH AND DEVELOPMENT PROGRAMS</b>				
93.173	VARIOUS	UOU	4,117,249	299,132
93.213	1^163428/162264 UNIVERSITY OF TEXAS AT SAN ANTONIO	UOU	2,117	
93.213	17-A0-00-008501 PROJ109452 NYU LANGONE MEDICAL CENTER	UOU	11,043	
93.213	11-19630-99-01-G2 MOFFITT CANCER CENTER	UOU	14,280	
93.213	0752 PO#954421 RUTGERS UNIVERSITY	UOU	20,232	
93.213	570169 UNIVERSITY OF PENNSYLVANIA	UOU	28,179	
93.213	VARIOUS	UOU	1,462,163	434,169
93.233	VARIOUS	UOU	101,533	10,356
93.233	VARIOUS	USU	465,332	393,037
93.242	3003322495 UNIVERSITY OF MICHIGAN	UOU	-62,929	
93.242	755161UU AMERICAN ACADEMY OF PEDIATRICS	UOU	-1,572	
93.242	5111756 UNIV OF NORTH CAROLINA AT CHAPEL HILL	UOU	9,601	
93.242	18-M23 GEORGE WASHINGTON UNIVERSITY	UOU	10,400	
93.242	3004544101 UNIVERSITY OF MICHIGAN	UOU	18,607	
93.242	1008660 UUTAA OREGON HEALTH & SCIENCE	UOU	30,552	
93.242	18-M32 GEORGE WASHINGTON UNIVERSITY	UOU	31,268	
93.242	2017-0154 PSYCTECH LTD	UOU	41,119	
93.242	S-001029 UNIVERSITY OF CALIFORNIA RIVERSIDE	UOU	56,658	
93.242	496K952 UNIVERSITY OF WISCONSIN-MADISON	UOU	63,513	
93.242	3004653606 UNIVERSITY OF MICHIGAN	UOU	88,063	
93.242	3003298612 UNIVERSITY OF MICHIGAN	UOU	139,619	
93.242	UU442018 HEALTH RHYTHMS	UOU	172,041	
93.242	690K922 UNIVERSITY OF WISCONSIN-MADISON	UOU	532,007	
93.242	VARIOUS	UOU	3,280,933	105,862
93.273	70154751UT RHODE ISLAND HOSPITAL	UOU	3,607	

**State of Utah**  
**Schedule of Expenditures of Federal Awards**  
**For the Year Ended June 30, 2019**

Federal Agency and Major Subdivision	Award/Contract			Provided to
CFDA	Name of Pass-through Entity	Agency	Expenditures	Subrecipients
<b>RESEARCH AND DEVELOPMENT PROGRAMS</b>				
93.273	S-001070 UNIVERSITY OF CALIFORNIA RIVERSIDE	UOU	9,593	
93.273	7017137290-1 RHODE ISLAND HOSPITAL	UOU	20,423	
93.273	0037731 (124672-4) UNIVERSITY OF PITTSBURGH	UOU	45,358	
93.273	UWSC9335 UNIVERSITY OF WASHINGTON	UOU	129,509	
93.273	VARIOUS	USU	440,205	138,589
93.273	VARIOUS	UOU	1,127,555	12,454
93.279	8020 MAGEE-WOMENS RESH INST & FDTN	UOU	-94	
93.279	FORD0027 FORDHAM UNIVERSITY	UOU	-6	
93.279	FY19.778.003 UNIVERSITY OF COLORADO AT DENVER	UOU	2,989	
93.279	SC37730-1 COLORADO SEMINARY	UOU	3,758	
93.279	0057127(130219-3) UNIVERSITY OF PITTSBURGH	UOU	4,781	
93.279	10158SC University of California at San Francisco	USU	5,841	
93.279	9920180084 RAND CORPORATION	UOU	14,841	
93.279	140401 BRIGHAM YOUNG UNIVERSITY	UOU	25,742	
93.279	009942-025 UNIVERSITY OF CINCINNATI	UOU	61,347	
93.279	32661 UTAH BARROW NEUROLOGICAL INSTITUTE	UOU	103,664	
93.279	VARIOUS	USU	111,449	
93.279	15116-1 HENNEPIN HEALTHCARE RESEARCH INSTITUTE	UOU	192,512	
93.279	VARIOUS	UOU	4,673,464	44,517
93.286	1304055702 WEILL CORNELL MEDICAL COLLEGE	UOU	-105	
93.286	URK87 FLORIDA ATLANTIC UNIVERSITY	UOU	21,798	
93.286	5-40513 UNIVERSITY OF MEMPHIS	UOU	23,407	
93.286	VARIOUS	WSU	76,536	
93.286	11171SC UNIVERSITY OF CALIFORNIA SAN FRANCISCO	UOU	79,368	
93.286	VARIOUS	UOU	2,909,819	8,184



**State of Utah**  
**Schedule of Expenditures of Federal Awards**  
**For the Year Ended June 30, 2019**

Federal Agency and Major Subdivision	Award/Contract			Provided to
CFDA	Name of Pass-through Entity	Agency	Expenditures	Subrecipients
<b>RESEARCH AND DEVELOPMENT PROGRAMS</b>				
93.307	11-19002-99-01-G2 MOFFITT CANCER CENTER	UOU	13,731	
93.307	UTA17-0001145 UNIVERSITY OF TEXAS AT AUSTIN	UOU	18,857	
93.307	30004222-03 CHILDREN'S NATIONAL MEDICAL CENTER	UOU	33,809	
93.307	18-A1-00-007896 PROJ#110387 NEW YORK UNIVERSITY	UOU	45,370	
93.307	VARIOUS	UOU	1,415,959	857,114
93.310	8935SC UNIVERSITY OF CALIFORNIA SAN FRANCISCO	UOU	-26,024	
93.310	10052860 NEW ENGLAND RESEARCH INSTITUTES	UOU	1,132	
93.310	417194 G/UR FAO GR510713 UNIVERSITY OF ROCHESTER	UOU	7,102	
93.310	203-7778 DUKE UNIVERSITY	UOU	7,515	
93.310	94745352 UNIVERSITY OF SOUTHERN CALIFORNIA	UOU	13,444	
93.310	MUSC17-111-8C997 MEDICAL UNIVERSTIY OF SOUTH CAROLINA	UOU	36,040	
93.310	000519041-007 UNIVERSITY OF ALABAMA AT BIRMINGHAM	UOU	80,733	
93.310	5101964-1 BOSTON COLLEGE	UOU	764,773	453,952
93.310	VARIOUS	UOU	3,816,544	251,967
93.350	203-7853 DUKE CLINICAL RESEARCH INSTITUTE	UOU	2,058	
93.350	571955 UNIVERSITY OF PENNSYLVANIA	UOU	2,879	
93.350	0055353 UNIVERSITY OF PITTSBURGH	UOU	37,096	
93.350	VUMC 59240 VANDERBILT UNIVERSITY	UOU	64,289	
93.350	60044737UU NORTHWESTERN UNIVERSITY	UOU	117,382	
93.350	MUSC19-013-8D533 (MUSC17-020-8C706) MEDICAL UNIVERSTIY OF SOUTH CAROLINA	UOU	121,305	
93.350	VARIOUS	UOU	8,878,604	195,347
93.351	10043113 NANONC INC	UOU	-1,941	
93.351	VARIOUS	UOU	1,045,692	
93.353	VARIOUS	UOU	3,827,554	1,337,146

**State of Utah**  
**Schedule of Expenditures of Federal Awards**  
**For the Year Ended June 30, 2019**

Federal Agency and Major Subdivision	Award/Contract			Provided to
CFDA	Name of Pass-through Entity	Agency	Expenditures	Subrecipients
<b>RESEARCH AND DEVELOPMENT PROGRAMS</b>				
93.361	3004717570 UNIVERSITY OF MICHIGAN	UOU	2,069	
93.361	2017-3499 UNIVERSITY OF CALIFORNIA IRVINE	UOU	5,220	
93.361	EP2952370 PR8503090-V2 VIRGINIA COMMONWEALTH UNIVERSITY	UOU	11,020	
93.361	FY19.961.001 UNIVERSITY OF COLORADO AT DENVER	UOU	31,226	
93.361	UA15-060 UNIVERSITY OF ALABAMA	UOU	73,303	
93.361	2035600 DUKE UNIVERSITY	UOU	83,566	
93.361	VARIOUS	UOU	1,770,775	352,851
93.393	141-NH-1C-4484 ELECTRONIC BIOSCIENCE INC	UOU	-46	
93.393	01027406 BETH ISRAEL DEACONESS MEDICAL CENTER	UOU	-11	
93.393	1UM1CA16492001A1UT CANCER PREVENTION INST OF CALIFORNIA	UOU	-1	
93.393	UOU181797 / PO64852898 MAYO CLINIC ROCHESTER	UOU	1,189	
93.393	63291580 MAYO CLINIC ROCHESTER	UOU	1,639	
93.393	102466-00001 / NIH034 TUFTS UNIVERSITY	UOU	2,167	
93.393	UNI-18129402 MAYO CLINIC ROCHESTER	UOU	7,244	
93.393	10183789901G1 MOFFITT CANCER CENTER	UOU	10,423	
93.393	SUB2158 MD ANDERSON CANCER CENTER	UOU	15,755	
93.393	11000720-012 (4102-81790) PURDUE UNIVERSITY	UOU	17,213	
93.393	GB10524 UNIVERSITY OF VIRGINIA	UOU	22,039	
93.393	RS20152192-06 UNIVERSITY OF OKLAHOMA	UOU	23,643	
93.393	RS20160790-05 UNIVERSITY OF OKLAHOMA	UOU	24,686	
93.393	BD523231 MEMORIAL SLOAN-KETTERING CANCER CTR	UOU	32,754	
93.393	S(GG012814-01) COLUMBIA UNIVERSITY	UOU	35,096	
93.393	0000813360 FRED HUTCHINSON CANCER RESEARCH CENTER	UOU	44,402	
93.393	N006612801 UNIVERSITY OF MINNESOTA	UOU	53,487	

**State of Utah**  
**Schedule of Expenditures of Federal Awards**  
**For the Year Ended June 30, 2019**

Federal Agency and Major Subdivision	Award/Contract			Provided to
CFDA	Name of Pass-through Entity	Agency	Expenditures	Subrecipients
<b>RESEARCH AND DEVELOPMENT PROGRAMS</b>				
93.393	1557 G 2A332 PTE-441356 RJ 29590 UNIVERSITY OF CALIFORNIA LOS ANGELES	UOU	53,692	
93.393	SUB#835528 FRED HUTCHINSON CANCER RESEARCH CENTER	UOU	100,694	
93.393	3(GG013725-01) / SAPO: G12765 COLUMBIA UNIVERSITY	UOU	142,259	
93.393	92275293 S9001779 UNIVERSITY OF CALIFORNIA SAN DIEGO	UOU	510,418	302,370
93.393	VARIOUS	UOU	8,384,330	2,812,933
93.394	71183210 UNIVERSITY OF SOUTHERN CALIFORNIA	UOU	6,266	
93.394	7/31/18UWSC9880 UNIVERSITY OF WASHINGTON	UOU	6,852	
93.394	2016-45 UNIVERSITY OF OKLAHOMA	UOU	89,762	
93.394	00004322 MD ANDERSON CANCER CENTER	UOU	108,937	
93.394	VARIOUS	UOU	2,687,262	340,990
93.395	VARIOUS MEDICAL COLLEGE OF WISCONSIN	UOU	-2,427	
93.395	9500080216-S7 CHILDRENS HOSPITAL PHILADELPHIA	UOU	-233	
93.395	1600557/14431 UNIVERSITY OF MARYLAND BALTIMORE	UOU	273	
93.395	VARIOUS CHILDRENS HOSPITAL PHILADELPHIA	UOU	5,325	
93.395	CA29605 JOHN WYNE CNCR INST@ST JHN'S HLTH CR CTR	UOU	9,502	
93.395	PO# MEDICAL COLLEGE OF WISCONSIN	UOU	11,748	
93.395	10052250 PEEL THERAPEUTICS	UOU	12,299	
93.395	5R01CA184798-05 MEDICAL COLLEGE OF WISCONSIN	UOU	12,736	
93.395	09560001-320349 VETERANS MEDICAL RESEARCH FOUNDATION	UOU	23,226	
93.395	U10CA18082002UTAH1 ECOG-ACRIN MEDICAL RESEARCH FDTN	UOU	26,171	
93.395	9500080217-06C CHILDRENS HOSPITAL PHILADELPHIA	UOU	27,622	
93.395	1005019 UUT OREGON HEALTH & SCIENCE	UOU	28,652	
93.395	00062660 BIOMIMETIX JV LLC	UOU	35,375	
93.395	10045310 CHILDRENS HOSPITAL PHILADELPHIA	UOU	35,563	

**State of Utah**  
**Schedule of Expenditures of Federal Awards**  
**For the Year Ended June 30, 2019**

Federal Agency and Major Subdivision	Award/Contract			Provided to
CFDA	Name of Pass-through Entity	Agency	Expenditures	Subrecipients
<b>RESEARCH AND DEVELOPMENT PROGRAMS</b>				
93.395	UTT-194321 PO#66186213 MAYO CLINIC ROCHESTER	UOU	70,780	
93.395	R01 CA221197 BAYLOR COLLEGE OF MEDICINE	UOU	70,813	
93.395	SUBK00008225 UNIVERSITY OF MICHIGAN	UOU	121,249	
93.395	10044354 THERA TARGET INC	UOU	162,902	22,888
93.395	WU-19-77 WASHINGTON UNIVERSITY IN ST LOUIS	UOU	200,770	
93.395	745001 PROTEOGENOMICS RESH INST FOR SYS MED	UOU	207,241	
93.395	VARIOUS	UOU	4,264,011	461,224
93.396	VARIOUS SONATA BIOSCIENCES INCE	UOU	-900	
93.396	152454.5097127.0103 HARVARD UNIVERSITY	UOU	40,859	
93.396	PO#3001052861 SUB00003640 MD ANDERSON CANCER CENTER	UOU	55,320	
93.396	VARIOUS	UOU	4,039,138	173,278
93.397	ASUB00000013 ARIZONA STATE UNIVERSITY	UOU	348,143	
93.397	60600.2004495-4500.669301 CITY OF HOPE NATIONAL MEDICAL CENTER	UOU	563,345	
93.397	VARIOUS	UOU	3,679,304	58,616
93.398	VARIOUS	UOU	1,791,418	
93.837	1553GQD960 UNIVERSITY OF CALIFORNIA LOS ANGELES	UOU	-5,380	
93.837	KEY1795-02 NORTHERN CALIFORNIA INST RESH & EDUC	UOU	-3,820	
93.837	T397320 EMORY UNIVERSITY	UOU	-707	
93.837	CVDC PROJECT 138275 FELLOW CINCINNATI CHILDRENS HOSPITAL MED CTR	UOU	-295	
93.837	W000709492 UNIVERSITY OF IOWA	UOU	-35	
93.837	WSU15061 WAYNE STATE UNIVERSITY	UOU	-31	
93.837	T688275 EMORY UNIVERSITY	UOU	-6	
93.837	GENFD0001170195 CHILDRENS HOSPITAL BOSTON	UOU	4	
93.837	60064759 OHIO STATE UNIVERSITY RESEARCH FN D TN	UOU	18	

**State of Utah**  
**Schedule of Expenditures of Federal Awards**  
**For the Year Ended June 30, 2019**

Federal Agency and Major Subdivision	Award/Contract			Provided to
CFDA	Name of Pass-through Entity	Agency	Expenditures	Subrecipients
<b>RESEARCH AND DEVELOPMENT PROGRAMS</b>				
93.837	60060457-60041988 OHIO STATE UNIVERSITY RESEARCH FNDTN	UOU	46	
93.837	0214047 RTI INTERNATIONAL	UOU	58	58
93.837	5111704 UNIV OF NORTH CAROLINA AT CHAPEL HILL	UOU	943	
93.837	9118SC UNIVERSITY OF CALIFORNIA SAN FRANCISCO	UOU	1,653	
93.837	U10HL068270 NEW ENGLAND RESEARCH INSTITUTES	UOU	3,805	
93.837	696038UOU01 GEISINGER HEALTH SYSTEM	UOU	3,979	
93.837	N006187431 (N006187407) UNIVERSITY OF MINNESOTA	UOU	4,387	
93.837	SITE #LF700 DUKE UNIVERSITY	UOU	5,331	
93.837	CIRT BRIGHAM & WOMENS HOSPITAL	UOU	5,417	
93.837	GR104852 (CON-80001540) YALE UNIVERSITY SCHOOL OF MEDICINE	UOU	5,980	
93.837	10042330 NEW ENGLAND RESEARCH INSTITUTES	UOU	6,224	
93.837	569082 (559908) UNIVERSITY OF PENNSYLVANIA	UOU	6,709	
93.837	10052093 NEW ENGLAND RESEARCH INSTITUTES	UOU	10,543	
93.837	60043010 UTAH NORTHWESTERN UNIVERSITY	UOU	11,534	
93.837	U2HL135691 NEW ENGLAND RESEARCH INC	UOU	15,746	
93.837	NIH U24HL135691 NEW ENGLAND RESEARCH INC	UOU	16,879	3,339
93.837	3004153447 UNIVERSITY OF MICHIGAN	UOU	17,391	
93.837	431976-19122 VIRGINIA POLYTECHNIC INSTITUTE & ST UNIV	UOU	18,686	
93.837	100035 JOSLIN DIABETES CENTER	UOU	19,983	
93.837	0056306 (130264-1) UNIVERSITY OF PITTSBURGH	UOU	20,138	
93.837	U24HL135691 NEW ENGLAND RESEARCH INC	UOU	22,479	6,118
93.837	SPR116595/138281 CINCINNATI CHILDRENS HOSPITAL MED CTR	UOU	22,802	
93.837	TEAM 4 GROWTH NEW ENGLAND RESEARCH INSTITUTES	UOU	22,814	
93.837	U01HL130204 BRIGHAM & WOMENS HOSPITAL	UOU	28,375	

**State of Utah**  
**Schedule of Expenditures of Federal Awards**  
**For the Year Ended June 30, 2019**

Federal Agency and Major Subdivision	Award/Contract			Provided to
CFDA	Name of Pass-through Entity	Agency	Expenditures	Subrecipients
<b>RESEARCH AND DEVELOPMENT PROGRAMS</b>				
93.837	3004342614 UNIVERSITY OF MICHIGAN	UOU	31,573	
93.837	13-312-0214047-52919 L RTI INTERNATIONAL	UOU	33,452	
93.837	20112501A NATIONAL JEWISH HEALTH	UOU	36,403	
93.837	0138281 PCGC-PROTOCOL CINCINNATI CHILDRENS HOSPITAL MED CTR	UOU	41,235	
93.837	000503570009 UNIVERSITY OF ALABAMA	UOU	41,760	36,393
93.837	CNVA00056243 (130146-1) UNIVERSITY OF PITTSBURGH	UOU	59,995	
93.837	10051191 MICROSURGICAL INNOVATIONS	UOU	62,662	
93.837	10045841 NEW ENGLAND RESEARCH INSTITUTES	UOU	65,821	
93.837	228707 MASSACHUSETTS GENERAL HOSPITAL	UOU	72,572	
93.837	10044713 NEW ENGLAND RESEARCH INSTITUTES	UOU	101,038	
93.837	20162680-03 UNIVERSITY OF CALIFORNIA DAVIS	UOU	107,835	
93.837	1(GG011659) COLUMBIA UNIVERSITY	UOU	107,918	
93.837	000515877-001 UNIVERSITY OF ALABAMA	UOU	126,144	
93.837	138275 CVDC-DATA HUB CINCINNATI CHILDRENS HOSPITAL MED CTR	UOU	168,608	
93.837	3200170321P0962194RSUB CHILDRENS HOSPITAL PHILADELPHIA	UOU	171,668	
93.837	R912 DARTMOUTH COLLEGE	UOU	178,015	
93.837	GENFD0001319815 CHILDRENS HOSPITAL BOSTON	UOU	185,309	
93.837	1079SC UNIVERSITY OF CALIFORNIA SAN FRANCISCO	UOU	203,250	
93.837	VARIOUS	UOU	12,229,614	560,864
93.838	10041714 NANOSYNTH MATERIALS AND SENSORS INC	UOU	-9,746	
93.838	UWSC917-BPO22453 UNIVERSITY OF WASHINGTON	UOU	-344	
93.838	11317SUB SEATTLE CHILDREN'S RESEARCH INSTITUTE	UOU	598	
93.838	3201160619 CHILDRENS HOSPITAL PHILADELPHIA	UOU	1,998	
93.838	ROUTE KEY 3201160619 CHILDRENS HOSPITAL PHILADELPHIA	UOU	1,998	

**State of Utah**  
**Schedule of Expenditures of Federal Awards**  
**For the Year Ended June 30, 2019**

Federal Agency and Major Subdivision	Award/Contract			Provided to
CFDA	Name of Pass-through Entity	Agency	Expenditures	Subrecipients
<b>RESEARCH AND DEVELOPMENT PROGRAMS</b>				
93.838	2-AR-20 (1-AF-20) GEORGE WASHINGTON UNIVERSITY	UOU	9,597	
93.838	5111456 UNIV OF NORTH CAROLINA AT CHAPEL HILL	UOU	20,970	
93.838	60044396 UU NORTHWESTERN UNIVERSITY	UOU	22,810	
93.838	9012549(128373-10) UNIVERSITY OF PITTSBURGH	UOU	27,131	
93.838	SUB10033029 INTERMOUNTAIN HEALTHCARE	UOU	43,500	
93.838	474337 UNIVERSITY OF ARIZONA	UOU	52,808	
93.838	VARIOUS INTERMOUNTAIN HEALTHCARE	UOU	55,873	
93.838	FP00003678-SA004 VIRGINIA COMMONWEALTH UNIVERSITY	UOU	70,019	
93.838	UWSC10605 BPO33124 UNIVERSITY OF WASHINGTON	UOU	125,617	
93.838	MFMU-ALPS FOLLOWUP GEORGE WASHINGTON UNIVERSITY	UOU	184,034	
93.838	10461SC UNIVERSITY OF CALIFORNIA SAN FRANCISCO	UOU	406,933	
93.838	VARIOUS	UOU	1,627,916	94,968
93.839	PT105889-SC102422 VIRGINIA COMMONWEALTH UNIVERSITY	UOU	126	
93.839	U10HL069294 CHILDRENS HOSPITAL PHILADELPHIA	UOU	363	
93.839	1U01HL143477-01 MEDICAL COLLEGE OF WISCONSIN	UOU	14,049	
93.839	S00006 UNIVERSITY OF IOWA	UOU	367,834	
93.839	VARIOUS	UOU	2,200,344	145,560
93.846	572644 CUTIS UNIVERSITY OF PENNSYLVANIA	UOU	-11,980	
93.846	572644-ARAMIS UNIVERSITY OF PENNSYLVANIA	UOU	-4,917	
93.846	A030247 DUKE UNIVERSITY	UOU	1,678	
93.846	RG760-G1 GEORGIA INSTITUTE OF TECHNOLOGY	UOU	12,122	
93.846	560224 UNIVERSITY OF PENNSYLVANIA	UOU	15,339	
93.846	001 HOSPITAL FOR SPECIAL SURGERY	UOU	45,998	
93.846	572080 UNIVERSITY OF PENNSYLVANIA	UOU	48,071	
93.846	572644 UNIVERSITY OF PENNSYLVANIA	UOU	69,428	

**State of Utah**  
**Schedule of Expenditures of Federal Awards**  
**For the Year Ended June 30, 2019**

Federal Agency and Major Subdivision	Award/Contract			Provided to
CFDA	Name of Pass-through Entity	Agency	Expenditures	Subrecipients
<b>RESEARCH AND DEVELOPMENT PROGRAMS</b>				
93.846	217180C UNIVERSITY OF OREGON	UOU	73,139	
93.846	VARIOUS	UOU	1,804,400	77,079
93.847	S00546-01 (W000937002) UNIVERSITY OF IOWA	UOU	1,895	
93.847	1217929627 CONNECTICUT CHILDRENS MEDICAL CTR	UOU	6,557	
93.847	60037997UU NORTHWESTERN UNIVERSITY	UOU	7,316	
93.847	VARIOUS ARBOR RESEARCH COLLABORATIVE FOR HEALTH	UOU	7,489	
93.847	UWSC9604-BPO20743 UNIVERSITY OF WASHINGTON	UOU	9,048	
93.847	FY19.344.001/PRO-25-A7271 UNIVERSITY OF COLORADO AT DENVER	UOU	11,033	
93.847	S00567-01 UNIVERSITY OF IOWA	UOU	12,137	
93.847	FP068366-01 J UNIVERSITY OF CHICAGO	UOU	13,392	
93.847	SUBK00003799 UNIVERSITY OF MICHIGAN	UOU	16,175	
93.847	203-7932 DUKE CLINICAL RESEARCH INSTITUTE	UOU	17,655	
93.847	2004017126 JOHNS HOPKINS HOSPITAL	UOU	18,524	
93.847	10047199 NAVIGEN	UOU	26,194	
93.847	2003108669 JOHNS HOPKINS UNIVERSITY	UOU	27,231	
93.847	3004918540 UNIVERSITY OF MICHIGAN	UOU	36,861	
93.847	GB10510.157899 UNIVERSITY OF VIRGINIA	UOU	41,750	
93.847	32307-1 AUGUSTA UNIVERSITY	UOU	53,520	
93.847	701K816 UNIVERSITY OF WISCONSIN-MADISON	UOU	54,330	4,000
93.847	10043577 POTRERO HILL THERAPEUTICS	UOU	55,686	
93.847	20143114 UNIVERSITY OF CALIFORNIA IRVINE	UOU	58,344	
93.847	701-7137304-1 RHODE ISLAND HOSPITAL	UOU	73,127	
93.847	WU13237PO2917459W WASHINGTON UNIVERSITY IN ST LOUIS	UOU	110,200	
93.847	10043586 STREAMDX INC	UOU	139,950	
93.847	150801 UNIV OF TEXAS SOUTHWESTERN MEDICAL CTR	UOU	149,086	



**State of Utah**  
**Schedule of Expenditures of Federal Awards**  
**For the Year Ended June 30, 2019**

Federal Agency and Major Subdivision	Award/Contract			Provided to
CFDA	Name of Pass-through Entity	Agency	Expenditures	Subrecipients
<b>RESEARCH AND DEVELOPMENT PROGRAMS</b>				
93.847	10051344 POTRERO HILL THERAPEUTICS	UOU	190,848	
93.847	025538374609 ICAHN SCHOOL OF MEDICINE AT MOUNT SINAI	UOU	238,993	
93.847	224717 MASSACHUSETTS GENERAL HOSPITAL	UOU	270,056	
93.847	VARIOUS	UOU	12,013,059	1,043,808
93.853	NN105 MASSACHUSETTS GENERAL HOSPITAL	UOU	-6,903	
93.853	3004281184 UNIVERSITY OF MICHIGAN	UOU	-224	
93.853	011337-135733 UNIVERSITY OF CINCINNATI	UOU	63	
93.853	679K615 - 137943 - 17-8525 UNIVERSITY OF WISCONSIN-MADISON	UOU	596	
93.853	NN106 - CYTO-C MASSACHUSETTS GENERAL HOSPITAL	UOU	710	
93.853	GC12107146770 UNIVERSITY OF VIRGINIA	UOU	2,625	
93.853	UTA-232483 MAYO CLINIC JACKSONVILLE	UOU	2,931	
93.853	VARIOUS	USU	3,049	
93.853	FP066261-E UNIVERSITY OF CHICAGO	UOU	3,386	
93.853	G012275.157195 UNIVERSITY OF VIRGINIA	UOU	3,549	
93.853	VARIOUS MASSACHUSETTS GENERAL HOSPITAL	UOU	6,844	
93.853	011266-135733 UNIVERSITY OF CINCINNATI	UOU	8,288	
93.853	9957SC UNIVERSITY OF CALIFORNIA SAN FRANCISCO	UOU	8,348	
93.853	60036745UU NORTHWESTERN UNIVERSITY	UOU	8,571	
93.853	REF #228383 MASSACHUSETTS GENERAL HOSPITAL	UOU	11,210	
93.853	752218 UNIVERSITY OF WASHINGTON	UOU	12,799	
93.853	UOU-224063-01 MAYO CLINIC JACKSONVILLE	UOU	14,891	
93.853	AGMT00000658 HOUSTON METHODIST CANCER CENTER	UOU	15,955	
93.853	8444SC UNIVERSITY OF CALIFORNIA SAN FRANCISCO	UOU	17,027	
93.853	527979 UNIVERSITY OF ROCHESTER	UOU	17,646	
93.853	114930 BRIGHAM & WOMENS HOSPITAL	UOU	20,473	

**State of Utah**  
**Schedule of Expenditures of Federal Awards**  
**For the Year Ended June 30, 2019**

Federal Agency and Major Subdivision	Award/Contract			Provided to
CFDA	Name of Pass-through Entity	Agency	Expenditures	Subrecipients
<b>RESEARCH AND DEVELOPMENT PROGRAMS</b>				
93.853	417333/URFAO:GR 510789 UNIVERSITY OF ROCHESTER	UOU	28,867	
93.853	417096/URFAO:GR510660 UNIVERSITY OF ROCHESTER	UOU	30,555	
93.853	010785-135733 UNIVERSITY OF CINCINNATI	UOU	44,040	
93.853	3RDR7 UNIVERSITY OF NEW MEXICO	UOU	47,488	
93.853	NN103 MASSACHUSETTS GENERAL HOSPITAL	UOU	49,492	
93.853	51953335 UNIVERSITY OF CALIFORNIA SAN DIEGO	UOU	50,024	
93.853	GB10094 157959 UNIVERSITY OF VIRGINIA	UOU	59,105	
93.853	17-009595 A00 University of Massachusetts	USU	62,248	
93.853	R41NS100184 THERA TARGET INC	UOU	65,040	4,628
93.853	9748SC UNIVERSITY OF CALIFORNIA SAN FRANCISCO	UOU	67,094	
93.853	11829SUB SEATTLE CHILDREN'S HOSPITAL	UOU	77,413	
93.853	2R44NS097047-02 NEUROENE THERAPEUTICS	UOU	77,863	
93.853	970614 RESH INST AT NATIONWIDE CHLDNRNS HOSP	UOU	84,577	
93.853	114928 BRIGHAM & WOMENS HOSPITAL	UOU	84,616	
93.853	230537 MASSACHUSETTS GENERAL HOSPITAL	UOU	107,823	
93.853	138078-5105159 HARVARD UNIVERSITY	UOU	113,010	
93.853	A006795101 UNIVERSITY OF MINNESOTA	UOU	153,354	
93.853	223171 MASSACHUSETTS GENERAL HOSPITAL	UOU	174,676	
93.853	184028-04 170541-04 [15101628-04] WEILL CORNELL MEDICAL COLLEGE	UOU	237,284	
93.853	VARIOUS	UOU	11,504,797	957,652
93.855	VARIOUS NAVIGEN	UOU	-75	
93.855	VARIOUS GLYCOMIRA LLC	UOU	1,394	
93.855	6863RADICALS IIA DUKE CLINICAL RESEARCH INSTITUTE	UOU	4,183	
93.855	FY14ITN018 BENAROYA RESEARCH INSTITUTE	UOU	6,436	
93.855	9858SC UNIVERSITY OF CALIFORNIA SAN FRANCISCO	UOU	9,600	

**State of Utah**  
**Schedule of Expenditures of Federal Awards**  
**For the Year Ended June 30, 2019**

Federal Agency and Major Subdivision	Award/Contract			Provided to
CFDA	Name of Pass-through Entity	Agency	Expenditures	Subrecipients
<b>RESEARCH AND DEVELOPMENT PROGRAMS</b>				
93.855	SUBAGREEMENT NO. 100 Kineta, Inc.	USU	13,269	
93.855	9295SC UNIVERSITY OF CALIFORNIA SAN FRANCISCO	UOU	15,941	
93.855	10050996 BRIGHAM & WOMENS HOSPITAL	UOU	17,702	
93.855	STTR18042019 Sab Capra, LLC	USU	26,773	
93.855	10043348 NAVIGEN	UOU	29,940	
93.855	2038233 PTE UM1AI104681 DUKE UNIVERSITY	UOU	31,443	
93.855	17-M32 GEORGE WASHINGTON UNIVERSITY	UOU	35,159	
93.855	20083701 NATIONAL JEWISH HEALTH	UOU	56,906	
93.855	GM0150311 UNIV OF TEXAS SOUTHWESTERN MEDICAL CTR	UOU	61,861	
93.855	STTR15012018 Sab Capra, LLC	USU	64,592	
93.855	31116A Albert Einstein College of Medicine	USU	84,687	
93.855	16-A0-00-007002-01 NEW YORK UNIVERSITY	UOU	85,295	
93.855	21F139-01 Texas Tech University	USU	90,323	
93.855	2301GVE795 UNIVERSITY OF CALIFORNIA LOS ANGELES	UOU	115,978	
93.855	VARIOUS	USU	117,672	
93.855	VUMC61446 VANDERBILT UNIVERSITY	UOU	138,603	
93.855	5109738 University of North Carolina at Chapel Hill	USU	139,114	
93.855	10035912 BIOFIRE DIAGNOSTICS INC	UOU	139,188	
93.855	25281-08-324 THE WISTAR INSTITUTE	UOU	140,546	
93.855	T813799 EMORY UNIVERSITY	UOU	144,053	
93.855	202980UU UNIVERSITY OF NOTRE DAME	UOU	145,192	
93.855	10049369 GLYCOMIRA LLC	UOU	216,019	
93.855	5956012798UTAH SANFORD-BURNHAM MEDICAL RESEARCH INST	UOU	230,941	
93.855	VARIOUS	UOU	9,021,130	659,175

**State of Utah**  
**Schedule of Expenditures of Federal Awards**  
**For the Year Ended June 30, 2019**

Federal Agency and Major Subdivision	Award/Contract			Provided to
CFDA	Name of Pass-through Entity	Agency	Expenditures	Subrecipients
<b>RESEARCH AND DEVELOPMENT PROGRAMS</b>				
93.859	84934-11054 CORNELL UNIVERSITY	UOU	-2,332	
93.859	400SUB CLEVELAND CLINIC FOUNDATION	UOU	-598	
93.859	GB10602.160386 UNIVERSITY OF VIRGINIA	UOU	28,410	
93.859	WU1685P02928460A WASHINGTON UNIVERSITY IN ST LOUIS	UOU	41,480	
93.859	C15A12080 Yale University	USU	82,629	
93.859	FCCC 15107-01 FOX CHASE CANCER CENTER	UOU	83,063	
93.859	VARIOUS	USU	477,121	
93.859	VARIOUS	UOU	26,887,985	4,933,268
93.865	10041403 RTI INTERNATIONAL	UOU	-15,018	
93.865	5107013 UNIV OF NORTH CAROLINA AT CHAPEL HILL	UOU	-10,564	
93.865	UOSPC 1396 SUB 16-037 UNIVERSITY OF TEXAS MEDICAL BRANCH	UOU	-3,801	
93.865	FWA00003745 DUKE UNIVERSITY	UOU	491	
93.865	M16A12517 (A10541) YALE UNIVERSITY	UOU	1,639	
93.865	226192 MASSACHUSETTS GENERAL HOSPITAL	UOU	2,456	
93.865	VARIOUS RTI INTERNATIONAL	UOU	4,286	
93.865	VUMC 53375 VANDERBILT UNIVERSITY MEDICAL CENTER	UOU	5,025	
93.865	WU14260 WASHINGTON UNIVERSITY IN ST LOUIS	UOU	5,279	
93.865	R012017UTAH SHARP HEALTHCARE FOUNDATION	UOU	5,843	
93.865	10041405 RTI INTERNATIONAL	UOU	7,866	
93.865	97711559(PO#S9001887) UNIVERSITY OF CALIFORNIA SAN DIEGO	UOU	8,059	
93.865	5106230 UNIV OF NORTH CAROLINA AT CHAPEL HILL	UOU	10,619	
93.865	000509380-SP004-007 UNIVERSITY OF ALABAMA AT BIRMINGHAM	UOU	12,635	
93.865	VARIOUS NANOMEDIC INC	UOU	13,674	
93.865	Various PENNSYLVANIA STATE UNIVERSITY	UOU	15,866	

**State of Utah**  
**Schedule of Expenditures of Federal Awards**  
**For the Year Ended June 30, 2019**

Federal Agency and Major Subdivision	Award/Contract			Provided to
CFDA	Name of Pass-through Entity	Agency	Expenditures	Subrecipients
<b>RESEARCH AND DEVELOPMENT PROGRAMS</b>				
93.865	10042856 RTI INTERNATIONAL	UOU	16,665	
93.865	3200720719 CHILDRENS HOSPITAL PHILADELPHIA	UOU	17,869	
93.865	0254-3544-4609 ICAHN SCHOOL OF MEDICINE AT MOUNT SINAI	UOU	19,556	
93.865	TULHSC4671314 TULANE UNIVERSITY	UOU	20,555	
93.865	GB 10584.159359 UNIVERSITY OF VIRGINIA	UOU	24,729	
93.865	M-R012018 UTAH SHARP HEALTHCARE FOUNDATION	UOU	36,529	
93.865	9038SC UNIVERSITY OF CALIFORNIA SAN FRANCISCO	UOU	39,130	
93.865	100508302 MP-INV-59001897 UNIVERSITY OF CALIFORNIA SAN DIEGO	UOU	51,414	
93.865	30004942-11 CHILDREN'S NATIONAL MEDICAL CENTER	UOU	61,063	
93.865	1R44HD095355-01 NANONC INC	UOU	67,034	
93.865	21050 GEORGE WASHINGTON UNIVERSITY	UOU	81,679	123,751
93.865	700017-1118-00 RESH INST AT NATIONWIDE CHLDRNS HOSP	UOU	87,418	
93.865	1R01HD091302 MEDICAL COLLEGE OF WISCONSIN	UOU	115,145	
93.865	VUMC63064 VANDERBILT UNIVERSITY MEDICAL CENTER	UOU	115,510	
93.865	789K740 UNIVERSITY OF WISCONSIN-MILWAUKEE	UOU	139,982	59,675
93.865	11449SUB SEATTLE CHILDREN'S HOSPITAL	UOU	151,532	
93.865	OSP2018139 UNIVERSITY OF MASSACHUSETTS	UOU	163,477	
93.865	3004685885 UNIVERSITY OF MICHIGAN	UOU	164,137	
93.865	1009131 UUT OREGON HEALTH & SCIENCE	UOU	170,172	
93.865	60046347 UTAH NORTHWESTERN UNIVERSITY	UOU	202,540	
93.865	700171-0719-00 RESH INST AT NATIONWIDE CHLDRNS HOSP	UOU	273,207	
93.865	1007823 UTAH OREGON HEALTH & SCIENCE	UOU	354,625	
93.865	VARIOUS	USU	607,020	247,304
93.865	VARIOUS	UOU	10,464,861	1,488,248

**State of Utah**  
**Schedule of Expenditures of Federal Awards**  
**For the Year Ended June 30, 2019**

Federal Agency and Major Subdivision	Award/Contract			Provided to
CFDA	Name of Pass-through Entity	Agency	Expenditures	Subrecipients
<b>RESEARCH AND DEVELOPMENT PROGRAMS</b>				
93.866	16091646 WEILL CORNELL MEDICAL COLLEGE	UOU	4,396	
93.866	3653602141001/3653602141109 UNIVERSITY OF NEBRASKA MEDICAL CENTER	UOU	7,878	
93.866	0040409 (127555-1) UNIVERSITY OF PITTSBURGH	UOU	9,557	
93.866	16-M121 GEORGE WASHINGTON UNIVERSITY	UOU	13,762	
93.866	93026191 UNIVERSITY OF SOUTHERN CALIFORNIA	UOU	16,391	
93.866	907-SUB CLEVELAND CLINIC FOUNDATION	UOU	17,431	
93.866	203-5780 DUKE UNIVERSITY	UOU	28,828	
93.866	OSP2018107/PO#WA00740129 UNIVERSITY OF MASSACHUSETTS	UOU	33,160	
93.866	10052173 RECURSION PHARMACEUTICALS LLC	UOU	41,203	
93.866	SUB AWARD 38 ELIMU THERPEUTICS INC	UOU	60,320	
93.866	10043637 PAMS INC	UOU	67,099	
93.866	WFUHS 115478 WAKE FOREST UNIVERSITY	UOU	94,256	56,680
93.866	UNI-234899 MAYO CLINIC ROCHESTER	UOU	101,828	
93.866	VARIOUS	USU	117,747	
93.866	F0452-02 NEW YORK UNIVERSITY	UOU	130,373	
93.866	16-0483 Brigham Young University	USU	216,364	
93.866	16-0484 BRIGHAM YOUNG UNIVERSITY	UOU	320,178	
93.866	VARIOUS	UOU	4,916,403	414,060
93.867	3209850813 CHILDRENS HOSPITAL PHILADELPHIA	UOU	-6,468	
93.867	1U10EY026869-1 NYU LANGONE MEDICAL CENTER	UOU	1,692	
93.867	025577114609 ICAHN SCHOOL OF MEDICINE AT MOUNT SINAI	UOU	6,156	
93.867	VARIOUS	USU	21,173	
93.867	U10EY011751 JAEB CENTER FOR HEALTH RESEARCH	UOU	22,420	
93.867	AREDS 2 EMMES CORP	UOU	27,450	
93.867	2002459427 JOHNS HOPKINS UNIVERSITY	UOU	31,455	

**State of Utah**  
**Schedule of Expenditures of Federal Awards**  
**For the Year Ended June 30, 2019**

Federal Agency and Major Subdivision	Award/Contract			Provided to
CFDA	Name of Pass-through Entity	Agency	Expenditures	Subrecipients
<b>RESEARCH AND DEVELOPMENT PROGRAMS</b>				
93.867	1011464-UUT OREGON HEALTH & SCIENCE	UOU	31,461	
93.867	01R01EY025718 MEDICAL COLLEGE OF WISCONSIN	UOU	36,544	
93.867	A030429 DUKE UNIVERSITY	UOU	46,696	
93.867	1013001-UUT OREGON HEALTH & SCIENCE	UOU	65,848	
93.867	100595816 UNIVERSITY OF SOUTHERN CALIFORNIA	UOU	118,656	
93.867	VARIOUS	UOU	8,831,678	43,265
93.879	VARIOUS SAINT ALPHONSUS RMC BOISE	UOU	-2,127	
93.879	2035841 DUKE UNIVERSITY	UOU	25,217	
93.879	65585-Z0149202 UNIVERSITY OF MARYLAND	UOU	85,419	
93.879	VARIOUS	UOU	2,848,687	583,921
93.989	VARIOUS	UOU	1,187,042	340,350
Subtotal Research and Development Programs– National Institutes of Health			218,457,463	22,876,733
<b>Office of the Secretary</b>				
93.085	VARIOUS	UOU	9,990	
93.882	VARIOUS	UOU	-4,647	
Subtotal Research and Development Programs– Office of the Secretary			5,343	
<b>Substance Abuse and Mental Health Services Administration</b>				
93.243	VARIOUS THE ROAD HOME	UOU	18,774	
93.243	330 SAMHSA PROJECT: 200668 The Family Place	USU	74,941	
93.243	VARIOUS	UOU	1,039,723	80,230
93.788	VARIOUS	USU	267,357	7,328
Subtotal Research and Development Programs– Substance Abuse and Mental Health Services Administration			1,400,795	87,558
Subtotal Research and Development Programs– HEALTH AND HUMAN SERVICES, DEPARTMENT OF			240,357,433	25,752,987
<b>INTERIOR, DEPARTMENT OF THE</b>				
<b>Bureau of Indian Affairs and Bureau of Indian Education</b>				
15.041	VARIOUS	USU	57,196	
Subtotal Research and Development Programs– Bureau of Indian Affairs and Bureau of Indian Education			57,196	

**State of Utah**  
**Schedule of Expenditures of Federal Awards**  
**For the Year Ended June 30, 2019**

Federal Agency and Major Subdivision	Award/Contract			Provided to
CFDA	Name of Pass-through Entity	Agency	Expenditures	Subrecipients
<b>RESEARCH AND DEVELOPMENT PROGRAMS</b>				
<b>Bureau of Land Management</b>				
15	L/7AS00028 COLORADO PLATEAU ARCHAEOLOGICAL ALLNCE	UOU	3,627	
15	VARIOUS	UOU	32,149	
15	VARIOUS	USU	446,676	
15.224	VARIOUS	USU	12,029	
15.224	VARIOUS	UOU	40,666	
15.225	VARIOUS	UOU	4,075	
15.231	VARIOUS	DSU	450	
15.231	2503.16.055535 National Fish and Wildlife Foundation	USU	924	
15.231	NPCD-005 Department of Wildlife	USU	15,665	
15.231	VARIOUS	UVU	16,459	
15.231	VARIOUS	UOU	16,740	
15.231	VARIOUS	USU	987,341	144,752
15.232	UNR-17-28/117GC000024 University of Nevada at Reno	USU	5,131	
15.232	G-09352-1 Colorado State University	USU	7,595	
15.232	L0196B-B Oregon State University	USU	9,259	
15.232	125073 G003498 WASHINGTON STATE UNIVERSITY	UOU	15,293	
15.232	VARIOUS	USU	96,989	32,525
15.232	VARIOUS	UOU	127,133	6,533
15.236	VARIOUS	USU	273,399	
15.237	VARIOUS	USU	15,777	
15.238	VARIOUS	USU	11,314	
15.243	VARIOUS	USU	129,966	
15.244	VARIOUS	USU	25,539	
Subtotal Research and Development Programs– Bureau of Land Management			2,294,196	183,810

**Bureau of Reclamation**



**State of Utah**  
**Schedule of Expenditures of Federal Awards**  
**For the Year Ended June 30, 2019**

Federal Agency and Major Subdivision	Award/Contract			Provided to
CFDA	Name of Pass-through Entity	Agency	Expenditures	Subrecipients
<b>RESEARCH AND DEVELOPMENT PROGRAMS</b>				
15.508	01292018-5060 The Nature Conservancy	USU	99,409	
15.529	VARIOUS	USU	306,330	
15.557	VARIOUS	USU	35,869	5,480
15.560	VARIOUS	USU	100,873	
Subtotal Research and Development Programs– Bureau of Reclamation			542,481	5,480
<b>Fish and Wildlife Service</b>				
15.608	VARIOUS	USU	41,171	
15.611	002873 Wyoming Game and Fish Department	USU	18,845	
15.611	IDFG-FY18-243 State of Idaho Department of Fish and Game	USU	37,078	
15.611	SG19-04 Department of Wildlife	USU	57,748	
15.611	Various State of Idaho Department of Fish and Game	USU	71,699	
15.611	170000108 State of Alaska Department of Fish and Game	USU	115,331	
15.611	USU-001 Department of Wildlife	USU	123,749	
15.611	F16AF00613 State of North Dakota	USU	237,170	75,000
15.628	002811 Wyoming Game and Fish Department	USU	25,063	
15.631	VARIOUS	USU	-401	
15.635	VARIOUS	USU	19,686	
15.678	G-50042-01 / F17AC00326 Colorado State University	USU	19,533	
Subtotal Research and Development Programs– Fish and Wildlife Service			766,672	75,000
<b>National Park Service</b>				
15.945	1003-666-USU University of Wyoming	USU	3,954	
15.945	PK131A-A/P17AC00106 Oregon State University	USU	34,633	
15.945	S17172 KANSAS STATE UNIVERSITY	UOU	35,018	28,989
15.945	VARIOUS	UOU	71,820	
15.945	VARIOUS	USU	492,858	10,790
15.954	VARIOUS	USU	-3,361	

**State of Utah**  
**Schedule of Expenditures of Federal Awards**  
**For the Year Ended June 30, 2019**

Federal Agency and Major Subdivision	Award/Contract			Provided to
CFDA	Name of Pass-through Entity	Agency	Expenditures	Subrecipients
<b>RESEARCH AND DEVELOPMENT PROGRAMS</b>				
Subtotal Research and Development Programs– National Park Service			634,922	39,779
<b>U.S. Geological Survey</b>				
15.805	VARIOUS	USU	116,411	
15.807	VARIOUS	UOU	5,803	
15.807	104714152 SOUTHERN CALIFORNIA EARTHQUAKE CENTER	UOU	12,635	
15.807	91264274 SOUTHERN CALIFORNIA EARTHQUAKE CENTER	UOU	19,170	
15.807	VARIOUS	USU	101,714	
15.808	VARIOUS	UOU	-405	
15.808	VARIOUS	USU	155,595	
15.812	VARIOUS	USU	136,332	
15.815	AV18-UT-01 America View	USU	6,543	
15.815	AV18-UT-02 America View	USU	65,879	
15.820	476116/G18AC00320 University of Arizona	USU	7,941	
Subtotal Research and Development Programs– U.S. Geological Survey			627,618	
Subtotal Research and Development Programs– INTERIOR, DEPARTMENT OF THE			4,923,085	304,069
<b>JUSTICE, DEPARTMENT OF</b>				
<b>National Institute of Justice</b>				
16	F7011-01 NEW YORK UNIVERSITY	UOU	-11,476	
16	VARIOUS	UOU	-4,688	
16.560	VARIOUS	UOU	678,373	
Subtotal Research and Development Programs– National Institute of Justice			662,209	
<b>Violence Against Women Office</b>				
16.556	2017-VF-GX-K141 UTAH LEGAL SERVICES	UOU	33,001	
Subtotal Research and Development Programs– Violence Against Women Office			33,001	
Subtotal Research and Development Programs– JUSTICE, DEPARTMENT OF			695,210	

**MISCELLANEOUS**

**State of Utah**  
**Schedule of Expenditures of Federal Awards**  
**For the Year Ended June 30, 2019**

Federal Agency and Major Subdivision	Award/Contract			Provided to
CFDA	Name of Pass-through Entity	Agency	Expenditures	Subrecipients
<b>RESEARCH AND DEVELOPMENT PROGRAMS</b>				
<b>Miscellaneous</b>				
	99 JL160171/H94003-04-D-00060180 L-3 Communications	USU	2,226	
	99 Letter Contract P18-222206 Lockheed Martin Space Systems	USU	4,087	
	99 JL190326 L-3 Technologies - SSG	USU	6,218	
	99 P103387 BAE Systems Information Solutions, Inc.	USU	9,377	
	99 Subcontract 17478 / B16-2016238G007 SRI International	USU	10,223	
	99 2982804 / Prime 16-C-4127 Northrop Grumman	USU	15,521	
	99 146136 / 15-C-3186 Johns Hopkins University	USU	27,657	
	99 4201577870 Raytheon Corp General	USU	116,759	
	99 Letter Subcontract A000427555 Harris Corporation	USU	156,265	
	99 6835 / Prime Z7EGAAAM Arizona Optical Systems, LLC	USU	256,879	
	99 18-C-0106 Misc Other	USU	296,083	
	99 25922 Lockheed Martin Space Systems	USU	302,643	
	99 10DS-0004-UT Misc Other	USU	445,990	
	99 Letter Subcontract A000411652 Harris Corporation	USU	1,283,905	
	99 Letter Contract P18-222207 Lockheed Martin Space Systems	USU	1,946,861	786,020
	99 Subcontract 10DS-0002-UT Misc Other	USU	3,366,242	
	99 VARIOUS	USU	6,743,152	193,845
	Subtotal Research and Development Programs– Miscellaneous		14,990,088	979,865
	Subtotal Research and Development Programs– MISCELLANEOUS		14,990,088	979,865

**NATIONAL AERONAUTICS AND SPACE ADMINISTRATION**

**National Aeronautics and Space Administration**

43	HST-GO-14067.001-A SPACE TELESCOPE SCIENCE INSTITUTE	UOU	-250	
43	192423 Embry-Riddle Aero University	USU	64	
43	170725 / Prime NNG15CR64C ATA Aerospace - Civil	USU	122	
43	PO BB00607939 University of California at Berkeley	USU	129	

**State of Utah**  
**Schedule of Expenditures of Federal Awards**  
**For the Year Ended June 30, 2019**

Federal Agency and Major Subdivision	Award/Contract			Provided to
CFDA	Name of Pass-through Entity	Agency	Expenditures	Subrecipients
<b>RESEARCH AND DEVELOPMENT PROGRAMS</b>				
43	DAILI Mission Aerospace Corporation	DSU	648	
43	PO 2016-0155 / NNA10DF16B Millennium Engineering and Integration Company	USU	1,137	
43	Various Parabilis Space Technologies, Inc.	USU	1,220	
43	P2172940 Virginia Polytechnic Institute and State University	USU	1,331	
43	HSTAR1326801A SPACE TELESCOPE SCIENCE INSTITUTE	UOU	1,551	
43	HST-GO-14051.008-A Space Telescope Science Institute	UVU	2,285	
43	HST-GO-14654.003-A Space Telescope Science Institute	UVU	2,323	
43	GRANT#S15-178-05 JAMES MADISON UNIVERSITY	UOU	2,448	
43	4103762939 / Prime 80LARC17C0001 Lockheed Martin Space Systems	USU	4,336	
43	HST-GO-14241.015-A Space Telescope Science Institute	UVU	4,524	
43	GATS SC 180002 / Hampton 03-11/ Prime N GATS	USU	4,913	
43	4502254099 / NNG11XA04C Northrop Grumman	USU	6,717	
43	18JJK00053 / 80GSFC18C0083 Ball Aerospace and Tech	USU	7,084	
43	5710003593/NNX14AC75G MIT Lincoln Laboratory	USU	7,440	
43	HST-GO-14742.002-A SPACE TELESCOPE SCIENCE INSTITUTE	UOU	8,886	
43	L42829ZJ / Prime AST1637494 Southwest Research Institute	USU	9,707	
43	M52056ZJ / Prime AST1637494 Southwest Research Institute	USU	9,998	
43	BMSSA-01 BLUE MARBLE SPACE INSTITUTE OF SCIENCE	UOU	10,128	
43	4103422594 / 80GSFC18C0012 Lockheed Martin Space Systems	USU	11,928	
43	HST-GO-15133.002-A SPACE TELESCOPE SCIENCE INSTITUTE	UOU	13,902	
43	Various Nevada Institute for Autonomous Systems	USU	15,860	
43	2016-0010 TO 2/NNA11AA15T Millennium Engineering and Integration Company	USU	16,644	
43	HST-GO-14626.002-A Space Telescope Science Institute	UVU	22,355	
43	HST-GO-14610.012-A SPACE TELESCOPE SCIENCE INSTITUTE	UOU	29,044	

**State of Utah**  
**Schedule of Expenditures of Federal Awards**  
**For the Year Ended June 30, 2019**

Federal Agency and Major Subdivision	Award/Contract			Provided to
CFDA	Name of Pass-through Entity	Agency	Expenditures	Subrecipients
<b>RESEARCH AND DEVELOPMENT PROGRAMS</b>				
43	466008 / 1605285 / NNN12AA01C The University of Arizona	USU	29,395	
43	21410-15-032/NNG15HQ01C Science Systems and Applications, Inc.	USU	31,334	
43	VARIOUS VENCORE SERVICES AND SOLUTIONS INC	UOU	31,634	
43	08600-019 Universities Space Research Association	USU	33,156	
43	NNH17CV05C-UTAH SIMPSON WEATHER ASSOCIATES	UOU	33,201	
43	2160618060 / NNL16AA05C Science Systems and Applications, Inc.	USU	34,495	
43	PO-00496 Blue Canyon Technologies, LLC	USU	36,502	
43	880361/NNL14AQ00C Exelis, Inc.	USU	38,150	
43	Subgrant PO 394122 The University of Arizona	USU	40,429	
43	Various Wavefront, LLC	USU	49,188	
43	Subcontract 418UC-SSL/NNG12FA45C University of California at Berkeley	USU	53,883	
43	17BCL00001 / NNX16AC18G Ball Aerospace and Tech	USU	61,320	7,070
43	T804046 WYLE INTEGRATED SCIENCE AND ENG GRP	UOU	63,470	
43	43602 Hampton University	USU	69,629	
43	MF180130 L-3 Technologies - SSG	USU	70,841	
43	82506-11022 / 80MSFC18C0034 Cornell Univeristy	USU	80,116	
43	VARIOUS	UOU	169,760	
43	2016-0010 RLS 6 / NNA10DF16B Millennium Engineering and Integration Company	USU	213,975	
43	0000013264/NNX13AN11G University of Maryland Baltimore County	USU	214,502	
43	ASUB00000160 / NNX15AV71G Arizona State University	USU	351,325	
43	18RKB00947 Ball Aerospace and Tech	USU	1,783,484	6,700
43	VARIOUS	USU	13,045,147	2,993,634
43.001	G11515W4575 MONTANA STATE UNIVERSITY	UOU	1,294	
43.001	SV8-88016 SMITHSONIAN ASTROPHYSICAL OBSERVATORY	UOU	4,934	

**State of Utah**  
**Schedule of Expenditures of Federal Awards**  
**For the Year Ended June 30, 2019**

Federal Agency and Major Subdivision	Award/Contract			Provided to
CFDA	Name of Pass-through Entity	Agency	Expenditures	Subrecipients
<b>RESEARCH AND DEVELOPMENT PROGRAMS</b>				
43.001	A19-0117-S006 (P0259854) RENSSELAER POLYTECHNIC INSTITUTE	UOU	5,748	
43.001	7380-B Boise State University	USU	9,306	
43.001	G25492 COLORADO STATE UNIVERSITY	UOU	17,369	
43.001	775K795 UNIVERSITY OF WISCONSIN-MADISON	UOU	23,648	
43.001	SV9-89021 SMITHSONIAN ASTROPHYSICAL OBSERVATORY	UOU	28,223	
43.001	1554135 University of Colorado	USU	30,063	
43.001	VARIOUS	DSU	39,832	12,000
43.001	G07-18117X SMITHSONIAN ASTROPHYSICAL OBSERVATORY	UOU	40,984	
43.001	RR175-280/S001041 UNIVERSITY OF GEORGIA	UOU	46,164	
43.001	171-03 Atmospheric & Space Technology Research Associates, LLC	USU	58,523	
43.001	R53782 William Marsh Rice University	USU	73,448	
43.001	1552611 UNIVERSITY OF COLORADO AT BOULDER	UOU	96,093	
43.001	16-08 TEXAS A&M UNIVERSITY	UOU	99,845	
43.001	2-312-0215650 RTI International	USU	128,709	
43.001	RES512750 CASE WESTERN RESERVE UNIVERSITY	UOU	161,785	
43.001	SUB62720162 AMERICAN MUSEUM OF NATURAL HISTORY	UOU	280,254	
43.001	VARIOUS	USU	585,143	22,467
43.001	VARIOUS	UOU	2,275,228	233,752
43.002	HSTG014189001A SPACE TELESCOPE SCIENCE INSTITUTE	UOU	3,882	
43.002	VARIOUS	USU	38,577	
43.002	M1703311 Texas AandM University	USU	82,981	
43.007	VARIOUS	USU	14,376	
43.008	VARIOUS	USU	7,671	
43.008	VARIOUS	UOU	55,164	54,806

**State of Utah**  
**Schedule of Expenditures of Federal Awards**  
**For the Year Ended June 30, 2019**

Federal Agency and Major Subdivision	Award/Contract			Provided to
CFDA	Name of Pass-through Entity	Agency	Expenditures	Subrecipients
<b>RESEARCH AND DEVELOPMENT PROGRAMS</b>				
43.009	VARIOUS	USU	102	
43.012	VARIOUS	USU	147,151	
43.012	1607060Z10 MICHIGAN TECHNOLOGICAL UNIVERSITY	UOU	384,922	42,021
43.012	00009566 University of California at Berkeley	USU	429,283	152,198
Subtotal Research and Development Programs– National Aeronautics and Space Administration			21,902,112	3,524,648
Subtotal Research and Development Programs– NATIONAL AERONAUTICS AND SPACE ADMINISTRATION			21,902,112	3,524,648
<b>NATIONAL SCIENCE FOUNDATION</b>				
<b>National Science Foundation</b>				
47	116-NS-IC PO4375/1648790 ELECTRONIC BIOSCIENCE INC	UOU	-25	
47	10043366 FARHANG WIRELESS, INC	UOU	916	
47	17192062009949 CLEMSON UNIVERSITY	UOU	1,561	
47	VARIOUS	DSU	1,674	
47	86000020995 BOSTON UNIVERSITY	UOU	7,422	
47	45363861 UNIVERSITY OF CALIFORNIA SAN DIEGO	UOU	30,391	
47	VARIOUS	USU	59,202	
47	10018547 HEAVYSTONE LABORATORY LLC	UOU	69,450	
47	CNS-182688 US IGNITE	UOU	3,633,591	994,154
47.041	VARIOUS NANONC INC	UOU	-11,078	
47.041	20150133-01-USU University of North Carolina at Chapel Hill	USU	5,048	
47.041	10049815 SHARPEYES LLC	UOU	46,543	
47.041	SA0000584 SAN DIEGO STATE UNIVERSITY FOUNDATION	UOU	49,442	
47.041	2012-106707 NORTH CAROLINA STATE UNIVERSITY	UOU	52,195	
47.041	VARIOUS	USU	1,118,669	10,113
47.041	VARIOUS	UOU	4,870,871	199,989
47.049	S880679 EMORY UNIVERSITY	UOU	-2,499	
47.049	UU-1828168 BARNARD UNIVERSITY	UOU	1,455	

**State of Utah**  
**Schedule of Expenditures of Federal Awards**  
**For the Year Ended June 30, 2019**

Federal Agency and Major Subdivision	Award/Contract			Provided to
CFDA	Name of Pass-through Entity	Agency	Expenditures	Subrecipients
<b>RESEARCH AND DEVELOPMENT PROGRAMS</b>				
47.049	1123266-388709 CARNEGIE MELLON UNIVERSITY	UOU	5,268	
47.049	NS1609 TUFTS UNIVERSITY	UOU	20,579	
47.049	2(GG012343) The Trustees of Columbia University in the City of New York	USU	32,555	32,267
47.049	1552269 UNIVERSITY OF COLORADO AT BOULDER	UOU	48,307	
47.049	VARIOUS	UVU	107,930	13,493
47.049	20143123 UNIVERSITY OF CALIFORNIA IRVINE	UOU	133,944	
47.049	CHE1700982 EMORY UNIVERSITY	UOU	135,311	
47.049	VARIOUS	USU	807,393	
47.049	VARIOUS	UOU	8,542,341	110,884
47.050	28(GG009393-01) COLUMBIA UNIVERSITY	UOU	-38	
47.050	1637196-1 WESTMINSTER COLLEGE	UOU	-35	
47.050	47(GG009393) PO# G11677 The Trustees of Columbia University in the City of New York	USU	4,221	
47.050	91264235 UNIVERSITY OF SOUTHERN CALIFORNIA	UOU	9,925	
47.050	VARIOUS UNIVERSITY OF ARIZONA	UOU	11,702	
47.050	91264401 University of Southern California	USU	20,740	
47.050	128413-G03666 Washington State University	USU	49,796	
47.050	VARIOUS	WSU	61,647	
47.050	A17-0253-S007 UNIVERSITY OF CALIFORNIA DAVIS	UOU	79,357	
47.050	VARIOUS	SLCC	93,820	
47.050	VARIOUS	USU	1,597,901	57,657
47.050	VARIOUS	UOU	3,568,781	513,833
47.070	PO# 9500013020 RAYTHEON COMPANY	UOU	-293	
47.070	502648-78051 NORTHEASTERN UNIVERSITY	UOU	1,927	
47.070	P0235476 UNIVERSITY OF ARIZONA	UOU	3,014	
47.070	3200000590-18.256 UNIVERSITY OF KENTUCKY	UOU	4,511	



**State of Utah**  
**Schedule of Expenditures of Federal Awards**  
**For the Year Ended June 30, 2019**

Federal Agency and Major Subdivision	Award/Contract			Provided to
CFDA	Name of Pass-through Entity	Agency	Expenditures	Subrecipients
<b>RESEARCH AND DEVELOPMENT PROGRAMS</b>				
47.070	110331201 UNIVERSITY OF SOUTHERN CALIFORNIA	UOU	5,921	
47.070	BL4848800UTAH INDIANA UNIVERSITY	UOU	8,842	
47.070	093054-17401 University of Illinois	USU	14,794	
47.070	067846-1707 UNIVERSITY OF IL AT URBANA- CHAMPAIGN	UOU	43,938	
47.070	1003107-06 Northern Arizona University	USU	109,267	11,316
47.070	1554921 UNIVERSITY OF COLORADO AT BOULDER	UOU	168,098	
47.070	FP066185-B UNIVERSITY OF CHICAGO	UOU	265,214	
47.070	VARIOUS	USU	1,385,847	596,803
47.070	VARIOUS	UOU	8,416,977	1,348,033
47.074	US001-0000731765 Battelle	USU	9,096	
47.074	1557433 UNIVERSITY OF COLORADO AT BOULDER	UOU	11,334	
47.074	147111 UNIVERSITY OF CONNECTICUT	UOU	12,329	
47.074	52820/ 1637459 Marine Biological laboratory-Wood Hold, Mass	USU	19,715	
47.074	A19-0587-S001 UNIVERSITY OF CALIFORNIA DAVIS	UOU	19,840	
47.074	18-S07 George Washington University	USU	20,039	
47.074	S1776A-D Oregon State University	USU	26,598	
47.074	VARIOUS	UVU	31,184	
47.074	75822-10654 Cornell University	USU	39,963	
47.074	USU001-0000597686 Battelle	USU	45,839	
47.074	1003088-02 Northern Arizona University	USU	79,356	
47.074	316602 UNIVERSITY OF ARIZONA	UOU	312,890	
47.074	VARIOUS	USU	966,078	51,973
47.074	VARIOUS	UOU	4,442,590	102,318
47.075	28214-04124 SO1 Syracuse University	WSU	5,731	5,731
47.075	S-001006 UNIVERSITY OF CALIFORNIA RIVERSIDE	UOU	35,764	

**State of Utah**  
**Schedule of Expenditures of Federal Awards**  
**For the Year Ended June 30, 2019**

Federal Agency and Major Subdivision	Award/Contract			Provided to
CFDA	Name of Pass-through Entity	Agency	Expenditures	Subrecipients
<b>RESEARCH AND DEVELOPMENT PROGRAMS</b>				
47.075	SUBAWARD NO. 4101-81928 Purdue University	USU	37,441	
47.075	VARIOUS	UVU	52,921	
47.075	VARIOUS	USU	189,555	62,363
47.075	VARIOUS	UOU	720,584	150,975
47.076	1323279 Univ of Wisconsin	SUU	114	
47.076	ECRA632-22-53/SUB ARIZONA STATE UNIVERSITY	UOU	191	
47.076	VARIOUS Pennsylvania State University	SLCC	1,913	
47.076	VARIOUS	SUU	1,977	
47.076	TERC PROJECT # 12745 TERC	USU	5,998	
47.076	VARIOUS	DSU	6,254	
47.076	VARIOUS	WSU	8,492	
47.076	R-18-0004 University of Houston	SUU	10,280	
47.076	VARIOUS	Snow	21,874	
47.076	VARIOUS	GOED	70,675	
47.076	Various National Federation of the Blind	USU	77,825	
47.076	VARIOUS	BATC	86,064	
47.076	VARIOUS	SLCC	315,774	
47.076	VARIOUS	UVU	675,725	
47.076	VARIOUS	USU	2,602,686	52,815
47.076	VARIOUS	UOU	2,893,612	316,184
47.078	VARIOUS	USU	-2,910	
47.079	OISE-17-62930-1 CRDF GLOBAL	UOU	13,136	
47.079	VARIOUS	UOU	20,246	
47.079	7141560C /GR06613 UNIVERSITY OF NEVADA LAS VEGAS	UOU	112,146	
47.080	VARIOUS	USU	167,052	57,695
Subtotal Research and Development Programs-- National Science Foundation			49,862,301	4,688,596

**State of Utah**  
**Schedule of Expenditures of Federal Awards**  
**For the Year Ended June 30, 2019**

Federal Agency and Major Subdivision	Award/Contract			Provided to
CFDA	Name of Pass-through Entity	Agency	Expenditures	Subrecipients
<b>RESEARCH AND DEVELOPMENT PROGRAMS</b>				
	Subtotal Research and Development Programs– NATIONAL SCIENCE FOUNDATION		49,862,301	4,688,596
<b>NUCLEAR REGULATORY COMMISSION</b>				
<b>Nuclear Regulatory Commission</b>				
	77.008 VARIOUS	USU	131,036	
	77.008 VARIOUS	UOU	177,609	
	Subtotal Research and Development Programs– Nuclear Regulatory Commission		308,645	
	Subtotal Research and Development Programs– NUCLEAR REGULATORY COMMISSION		308,645	
<b>SMITHSONIAN INSTITUTION</b>				
<b>Smithsonian Institution</b>				
	60 VARIOUS	USU	11,771	
	Subtotal Research and Development Programs– Smithsonian Institution		11,771	
	Subtotal Research and Development Programs– SMITHSONIAN INSTITUTION		11,771	
<b>STATE, DEPARTMENT OF</b>				
<b>Bureau of Educational and Cultural Affairs</b>				
	19.401 VARIOUS BINATIONAL FULBRIGHT COMM IN EGYPT	UOU	435	
	Subtotal Research and Development Programs– Bureau of Educational and Cultural Affairs		435	
	Subtotal Research and Development Programs– STATE, DEPARTMENT OF		435	
<b>TRANSPORTATION, DEPARTMENT OF</b>				
<b>Federal Aviation Administration (FAA)</b>				
	20.109 VARIOUS	UOU	188,646	
	Subtotal Research and Development Programs– Federal Aviation Administration (FAA)		188,646	
<b>Federal Highway Administration (FHWA)</b>				
	20 10044592 APPLIED ENGINEERING MANAGEMENT CORP	UOU	37,208	
	20.200 VARIOUS	DOT	189,321	
	20.205 VARIOUS	DOT	7,814,861	97,605
	Subtotal Research and Development Programs– Federal Highway Administration (FHWA)		8,041,390	97,605
<b>Federal Transit Administration (FTA)</b>				

**State of Utah**  
**Schedule of Expenditures of Federal Awards**  
**For the Year Ended June 30, 2019**

Federal Agency and Major Subdivision	CFDA	Award/Contract Name of Pass-through Entity	Agency	Expenditures	Provided to Subrecipients
<b>RESEARCH AND DEVELOPMENT PROGRAMS</b>					
	20	VARIOUS	UOU	164	
	20.514	4918-001/490-220-001S1 CALSTART	USU	37,797	
Subtotal Research and Development Programs– Federal Transit Administration (FTA)				37,961	
<b>Office of the Secretary (OST) Administration Secretariate</b>					
	20.701	NITCN-UU-20-1074 PORTLAND STATE UNIVERSITY	UOU	-30	
	20.701	NITC2016-UU-01#1149 PORTLAND STATE UNIVERSITY	UOU	428	
	20.701	Various PORTLAND STATE UNIVERSITY	UOU	2,000	
	20.701	FAR0023138 NORTH DAKOTA STATE UNIVERSITY	UOU	15,086	
	20.701	NITC2016-UU-17/1264 PORTLAND STATE UNIVERSITY	UOU	15,250	
	20.701	NITC2016-UU-09-1175 PORTLAND STATE UNIVERSITY	UOU	15,648	
	20.701	NITC2016-UU-08 PORTLAND STATE UNIVERSITY	UOU	17,809	
	20.701	NITC2016-UU-05 PORTLAND STATE UNIVERSITY	UOU	32,449	12,000
	20.701	NITC2016-UU-15-1217 PORTLAND STATE UNIVERSITY	UOU	37,088	
	20.701	FAR0023140 North Dakota State University	USU	37,925	
	20.701	NITC2016-UU-16 PORTLAND STATE UNIVERSITY	UOU	40,501	
	20.701	8823-USU-1 Western Michigan University	USU	45,574	
	20.701	NITC 2016-UU-06-1118 PORTLAND STATE UNIVERSITY	UOU	50,435	
	20.701	NITC2016-UU-07 PORTLAND STATE UNIVERSITY	UOU	62,072	3,387
	20.701	NITC2016-UU-04 PORTLAND STATE UNIVERSITY	UOU	62,606	27,500
	20.701	S1988078; 5233; 451718; 681190 Rutgers The State University of New Jersey	USU	98,197	
	20.701	FAR0028684 NORTH DAKOTA STATE UNIVERSITY	UOU	144,061	
	20.701	FAR0028869 North Dakota State University	USU	191,830	
Subtotal Research and Development Programs– Office of the Secretary (OST) Administration Secretariate				868,929	42,887
Subtotal Research and Development Programs– TRANSPORTATION, DEPARTMENT OF				9,136,926	140,492

**VETERANS AFFAIRS, DEPARTMENT OF**

**Department of Veterans Affairs**

**State of Utah**  
**Schedule of Expenditures of Federal Awards**  
**For the Year Ended June 30, 2019**

Federal Agency and Major Subdivision	Award/Contract		Agency	Expenditures	Provided to Subrecipients
CFDA	Name of Pass-through Entity				
<b>RESEARCH AND DEVELOPMENT PROGRAMS</b>					
64	VARIOUS		USU	5,946	
64	VARIOUS		UOU	20,157	
64.034	VARIOUS		UOU	21,329	
Subtotal Research and Development Programs– Department of Veterans Affairs				47,432	
Subtotal Research and Development Programs– VETERANS AFFAIRS, DEPARTMENT OF				47,432	
Total Research and Development				564,050,315	79,870,012

**State of Utah**  
**Schedule of Expenditures of Federal Awards**  
**For the Year Ended June 30, 2019**

CFDA	Name	Award/Contract Name of Pass-through Entity	Agency	Expenditures	Provided to Subrecipients
<b>CLUSTER PROGRAMS</b>					
<b>AGING CLUSTER</b>					
93.044	Special Programs for the Aging_Title III, Part B_Grants for Supportive Services and Senior Centers • Health and Human Services, Department of	VARIOUS	DHS	2,436,079	2,345,269
93.045	Special Programs for the Aging_Title III, Part C_Nutrition Services • Health and Human Services, Department of	VARIOUS	DHS	4,700,980	4,238,929
93.053	Nutrition Services Incentive Program • Health and Human Services, Department of	VARIOUS	DHS	1,400,001	1,400,001
Subtotal – Aging Cluster				8,537,060	7,984,199
<b>CCDF CLUSTER</b>					
93.575	SLCO 4-H Entheos Kearns/Magna • Health and Human Services, Department of	BJ17164 Salt Lake County	USU	31,593	
93.575	Child Care and Development Block Grant • Health and Human Services, Department of	VARIOUS	DWS	47,110,852	1,608,274
93.596	Child Care Mandatory and Matching Funds of the Child Care and Development Fund • Health and Human Services, Department of	VARIOUS	DWS	35,415,398	1,065,153
Subtotal – CCDF Cluster				82,557,843	2,673,427
<b>CHILD NUTRITION CLUSTER</b>					
10.553	School Breakfast Program • Agriculture, Department of	VARIOUS	PED	22,758,279	22,758,279
10.555	National School Lunch Program • Agriculture, Department of	In-kind Commodities	PED	14,462,339	14,462,339
10.555	National School Lunch Program • Agriculture, Department of	VARIOUS	PED	126,438,303	126,143,252
10.556	Special Milk Program for Children • Agriculture, Department of	VARIOUS	PED	30,252	30,252
10.559	Summer Food Service Program for Children • Agriculture, Department of	VARIOUS	PED	711,711	688,885
Subtotal – Child Nutrition Cluster				164,400,884	164,083,007
<b>CLEAN WATER STATE REVOLVING FUND CLUSTER</b>					
66.458	Capitalization Grants for Clean Water State Revolving Funds • Environmental Protection Agency	VARIOUS	DEQ	2,487,078	2,235,800
Subtotal – Clean Water State Revolving Fund Cluster				2,487,078	2,235,800
<b>DISABILITY INSURANCE/SSI CLUSTER</b>					
96.001	Social Security_Disability Insurance • Social Security Administration	VARIOUS	DWS	14,249,628	
Subtotal – Disability Insurance/SSI Cluster				14,249,628	
<b>DRINKING WATER STATE REVOLVING FUND CLUSTER</b>					

**State of Utah**  
**Schedule of Expenditures of Federal Awards**  
**For the Year Ended June 30, 2019**

CFDA	Name	Award/Contract Name of Pass-through Entity	Agency	Expenditures	Provided to Subrecipients
<b>CLUSTER PROGRAMS</b>					
66.468	Capitalization Grants for Drinking Water State Revolving Funds • Environmental Protection Agency	VARIOUS	DEQ	8,567,155	5,821,600
Subtotal – Drinking Water State Revolving Fund Cluster				8,567,155	5,821,600
<b>ECONOMIC DEVELOPMENT CLUSTER</b>					
11.307	Economic Adjustment Assistance • Commerce, Department of	VARIOUS	DSU	210,460	
Subtotal – Economic Development Cluster				210,460	
<b>EMPLOYMENT SERVICE CLUSTER</b>					
17.207	Employment Service/Wagner-Peyser Funded Activities • Labor, Department of	VARIOUS	DWS	6,827,011	
17.801	Disabled Veterans' Outreach Program (DVOP) • Labor, Department of	VARIOUS	DWS	1,010,250	
17.804	Local Veterans' Employment Representative Program • Labor, Department of	VARIOUS	DWS	182,538	
Subtotal – Employment Service Cluster				8,019,799	
<b>FEDERAL TRANSIT CLUSTER</b>					
20.526	Bus and Bus Facilities Formula Program • Transportation, Department of	VARIOUS	DOT	1,691,416	
Subtotal – Federal Transit Cluster				1,691,416	
<b>FISH AND WILDLIFE CLUSTER</b>					
15.605	Sport Fish Restoration • Interior, Department of the	VARIOUS	DNR	7,296,759	
15.611	Wildlife Restoration and Basic Hunter Education • Interior, Department of the	VARIOUS	DNR	10,911,901	
Subtotal – Fish and Wildlife Cluster				18,208,660	
<b>FOOD DISTRIBUTION CLUSTER</b>					
10.565	Commodity Supplemental Food Program • Agriculture, Department of	VARIOUS	DOH	203,740	
10.568	Emergency Food Assistance Program (Administrative Costs) • Agriculture, Department of	VARIOUS	PED	1,577,501	1,577,501
10.569	Emergency Food Assistance Program (Food Commodities) • Agriculture, Department of	VARIOUS	PED	2,653,839	2,653,839
Subtotal – Food Distribution Cluster				4,435,080	4,231,340
<b>FOREST SERVICE SCHOOLS AND ROADS CLUSTER</b>					
10.665	Schools and Roads - Grants to States • Agriculture, Department of	VARIOUS	WSU	1,567	

**State of Utah**  
**Schedule of Expenditures of Federal Awards**  
**For the Year Ended June 30, 2019**

CFDA	Name	Award/Contract Name of Pass-through Entity	Agency	Expenditures	Provided to Subrecipients
<b>CLUSTER PROGRAMS</b>					
		Subtotal – Forest Service Schools and Roads Cluster		1,567	
<b>HIGHWAY PLANNING AND CONSTRUCTION CLUSTER</b>					
20.205	Highway Planning and Construction • Transportation, Department of	VARIOUS	DOT	367,252,297	7,946,830
20.219	Recreational Trails Program • Transportation, Department of	VARIOUS	DNR	1,077,759	973,657
		Subtotal – Highway Planning and Construction Cluster		368,330,056	8,920,487
<b>HIGHWAY SAFETY CLUSTER</b>					
20.600	State and Community Highway Safety • Transportation, Department of	VARIOUS	DPS	2,034,163	732,480
20.616	National Priority Safety Programs • Transportation, Department of	VARIOUS	DPS	2,012,099	550,407
		Subtotal – Highway Safety Cluster		4,046,262	1,282,887
<b>MEDICAID CLUSTER</b>					
93.775	State Medicaid Fraud Control Units • Health and Human Services, Department of	VARIOUS	AG	1,595,565	
93.777	State Survey and Certification of Health Care Providers and Suppliers (Title XVIII) Medicare • Health and Human Services, Department of	VARIOUS	DOH	3,832,608	
93.778	Medical Assistance Program • Health and Human Services, Department of	VARIOUS	DOH	1,950,632,392	28,299,591
		Subtotal – Medicaid Cluster		1,956,060,565	28,299,591
<b>SNAP CLUSTER</b>					
10.551	Supplemental Nutrition Assistance Program • Agriculture, Department of	VARIOUS	DWS	239,723,636	
10.561	State Administrative Matching Grants for the Supplemental Nutrition Assistance Program • Agriculture, Department of	VARIOUS	DWS	17,903,421	
		Subtotal – SNAP Cluster		257,627,057	
<b>SPECIAL EDUCATION CLUSTER (IDEA)</b>					
84.027	Idaho Training and Assessment • Education, Department of	18-5000 State of Idaho Department of Education	USU	-2	
84.027	Washington DR FY18 • Education, Department of	20180215 Office of Superintendent of Public Instruction	USU	75	
84.027	Idaho Indicator Survey Work • Education, Department of	19-5042 State of Idaho Department of Education	USU	1,301	
84.027	Washington Dispute Resolution • Education, Department of	20190007 Office of Superintendent of Public Instruction	USU	2,277	
84.027	Washington Jobs Alike Workgrou • Education, Department of	20190008 Office of Superintendent of Public Instruction	USU	2,445	
84.027	Washington Special Education A • Education, Department of	20180381; Office of Superintendent of Public Instruction	USU	3,485	



**State of Utah**  
**Schedule of Expenditures of Federal Awards**  
**For the Year Ended June 30, 2019**

CFDA	Name	Award/Contract	Agency	Expenditures	Provided to Subrecipients
		Name of Pass-through Entity			
<b>CLUSTER PROGRAMS</b>					
84.027	Oregon Interagency Coordinatin • Education, Department of	11461 Oregon Department of Education	USU	4,230	
84.027	Kentucky Special Education Tra • Education, Department of	PON2 540 1900000755 State of Kentucky	USU	5,657	
84.027	Kentucky IDEA • Education, Department of	PON2 540 1900000752 State of Kentucky	USU	7,592	
84.027	Kentucky Dispute Resolution Co • Education, Department of	PON2 540 1900000749 State of Kentucky	USU	9,019	
84.027	Idaho TASK12 FY19 • Education, Department of	19-5011 State of Idaho Department of Education	USU	9,998	
84.027	Nebraska Technical Assistance • Education, Department of	94-9410-248-1B03-18 Nebraska Department of Education	USU	14,708	
84.027	Kentucky Complaint Investigato • Education, Department of	PON2 540 180000 State of Kentucky	USU	19,609	
84.027	Training and Assessment System • Education, Department of	Various New Hampshire Department of Education	USU	28,061	
84.027	Idaho Indicator 8, 14, and Dat • Education, Department of	18-5015; State of Idaho Department of Education	USU	33,325	
84.027	Oregon Technical Assistance • Education, Department of	10797 Oregon Department of Education	USU	45,918	
84.027	Arizona Technical Assistance F • Education, Department of	IGA #16-19-ED PART 2 State of Arizona Department of Education	USU	64,305	
84.027	Kentucky Complaint Investigati • Education, Department of	PON2 540 1900000748 State of Kentucky	USU	104,154	
84.027	Arizona Recruitment/Retention • Education, Department of	IGA #16-19-ED PART 1 State of Arizona Department of Education	USU	248,189	
84.027	KANSAS TASN PROJECT • Education, Department of	652-15-1862 Kansas Department of Education	USU	309,190	
84.027	Special Education_Grants to States • Education, Department of	VARIOUS	PED	78,694,249	71,813,312
84.173	Special Education_Preschool Grants • Education, Department of	VARIOUS	PED	2,669,888	2,669,888
Subtotal – Special Education Cluster (IDEA)				82,277,673	74,483,200
<b>STUDENT FINANCIAL ASSISTANCE PROGRAMS</b>					
84.007	Federal Supplemental Educational Opportunity Grants • Education, Department of	VARIOUS	MATC	5,976	
84.007	Federal Supplemental Educational Opportunity Grants • Education, Department of	VARIOUS	DATC	40,396	
84.007	Federal Supplemental Educational Opportunity Grants • Education, Department of	VARIOUS	OWATC	67,438	
84.007	Federal Supplemental Educational Opportunity Grants • Education, Department of	VARIOUS	Snow	147,277	
84.007	Federal Supplemental Educational Opportunity Grants • Education, Department of	VARIOUS	DSU	219,743	
84.007	Federal Supplemental Educational Opportunity Grants • Education, Department of	VARIOUS	SUU	264,179	

**State of Utah**  
**Schedule of Expenditures of Federal Awards**  
**For the Year Ended June 30, 2019**

CFDA	Name	Award/Contract	Agency	Expenditures	Provided to Subrecipients
		Name of Pass-through Entity			
<b>CLUSTER PROGRAMS</b>					
84.007	Federal Supplemental Educational Opportunity Grants • Education, Department of	VARIOUS	WSU	465,840	
84.007	Federal Supplemental Educational Opportunity Grants • Education, Department of	VARIOUS	SLCC	585,662	
84.007	Federal Supplemental Educational Opportunity Grants • Education, Department of	VARIOUS	USU	771,590	
84.007	Federal Supplemental Educational Opportunity Grants • Education, Department of	VARIOUS	UOU	857,695	
84.007	Federal Supplemental Educational Opportunity Grants • Education, Department of	VARIOUS	UVU	893,658	
84.033	Federal Work-Study Program • Education, Department of	VARIOUS	DATC	11,539	
84.033	Federal Work-Study Program • Education, Department of	VARIOUS	OWATC	49,809	
84.033	Federal Work-Study Program • Education, Department of	VARIOUS	Snow	95,441	
84.033	Federal Work-Study Program • Education, Department of	VARIOUS	SUU	235,269	
84.033	Federal Work-Study Program • Education, Department of	VARIOUS	DSU	264,725	
84.033	Federal Work-Study Program • Education, Department of	VARIOUS	SLCC	312,771	
84.033	Federal Work-Study Program • Education, Department of	VARIOUS	USU	857,594	
84.033	Federal Work-Study Program • Education, Department of	VARIOUS	WSU	933,050	
84.033	Federal Work-Study Program • Education, Department of	VARIOUS	UVU	937,401	
84.033	Federal Work-Study Program • Education, Department of	VARIOUS	UOU	1,766,305	
84.038	Perkins Loan Program Cancellation • Education, Department of	VARIOUS	SUU	82,135	
84.038	Perkins Loan Program - Beginning Loan Balance • Education, Department of	VARIOUS	C&U	40,488,438	
84.063	Federal Pell Grant Program • Education, Department of	VARIOUS	ubatc	112,884	
84.063	Federal Pell Grant Program • Education, Department of	VARIOUS	TATC	349,819	
84.063	Federal Pell Grant Program • Education, Department of	VARIOUS	SWATC	364,025	
84.063	Federal Pell Grant Program • Education, Department of	VARIOUS	DXATC	639,739	
84.063	Federal Pell Grant Program • Education, Department of	VARIOUS	MATC	927,759	
84.063	Federal Pell Grant Program • Education, Department of	VARIOUS	DATC	950,940	
84.063	Federal Pell Grant Program • Education, Department of	VARIOUS	BATC	1,020,598	

**State of Utah**  
**Schedule of Expenditures of Federal Awards**  
**For the Year Ended June 30, 2019**

CFDA	Name	Award/Contract Name of Pass-through Entity	Agency	Expenditures	Provided to Subrecipients
<b>CLUSTER PROGRAMS</b>					
84.063	Federal Pell Grant Program • Education, Department of	VARIOUS	OWATC	1,198,777	
84.063	Federal Pell Grant Program • Education, Department of	VARIOUS	Snow	7,273,768	
84.063	Federal Pell Grant Program • Education, Department of	VARIOUS	SUU	14,476,531	
84.063	Federal Pell Grant Program • Education, Department of	VARIOUS	DSU	14,927,876	
84.063	Federal Pell Grant Program • Education, Department of	VARIOUS	SLCC	25,981,708	
84.063	Federal Pell Grant Program • Education, Department of	VARIOUS	WSU	29,909,595	
84.063	Federal Pell Grant Program • Education, Department of	VARIOUS	UOU	30,132,565	
84.063	Federal Pell Grant Program • Education, Department of	VARIOUS	USU	40,793,615	
84.063	Federal Pell Grant Program • Education, Department of	VARIOUS	UVU	54,743,266	
84.268	Federal Direct Student Loans • Education, Department of	VARIOUS	C&U	337,540,183	
84.379	Teacher Education Assistance for College and Higher Education Grants (TEACH Grants) • Education, Department of	VARIOUS	UOU	11,256	
84.379	Teacher Education Assistance for College and Higher Education Grants (TEACH Grants) • Education, Department of	VARIOUS	USU	131,272	
84.408	Postsecondary Education Scholarships for Veteran's Dependents • Education, Department of	VARIOUS	UVU	5,692	
93.264	Nurse Faculty Loan Program (NFLP) - Loans Made • Health and Human Services, Department of	VARIOUS	C&U	168,146	
93.264	Nurse Faculty Loan Program (NFLP) - Beginning Loan Balance • Health and Human Services, Department of	VARIOUS	C&U	595,297	
93.342	Health Professions Student Loans - Loans Made • Health and Human Services, Department of	VARIOUS	C&U	928,500	
93.342	Health Professions Student Loans - Beginning Loan Balance • Health and Human Services, Department of	VARIOUS	C&U	3,187,459	
93.364	Nursing Student Loans - Loans Made • Health and Human Services, Department of	VARIOUS	C&U	192,662	
93.364	Nursing Student Loans - Beginning Loan Balance • Health and Human Services, Department of	VARIOUS	C&U	438,761	
Subtotal – Student Financial Assistance Programs				617,356,624	
<b>TANF CLUSTER</b>					
93.558	Temporary Assistance for Needy Families • Health and Human Services, Department of	VARIOUS	DWS	56,005,643	6,833,593
Subtotal – TANF Cluster				56,005,643	6,833,593
<b>TRANSIT SERVICES PROGRAMS CLUSTER</b>					

**State of Utah**  
**Schedule of Expenditures of Federal Awards**  
**For the Year Ended June 30, 2019**

CFDA	Name	Award/Contract	Agency	Expenditures	Provided to Subrecipients
		Name of Pass-through Entity			
<b>CLUSTER PROGRAMS</b>					
20.513	Enhanced Mobility of Seniors and Individuals with Disabilities • Transportation, Department of	VARIOUS	DOT	385,482	246,893
20.516	Job Access and Reverse Commute Program • Transportation, Department of	VARIOUS	DOT	130,248	130,248
20.521	New Freedom Program • Transportation, Department of	VARIOUS	DOT	136,129	136,129
Subtotal – Transit Services Programs Cluster				651,859	513,270
<b>TRIO CLUSTER</b>					
84.042	TRIO_Student Support Services • Education, Department of	VARIOUS	UVU	272,886	
84.042	TRIO_Student Support Services • Education, Department of	VARIOUS	DSU	321,916	
84.042	TRIO_Student Support Services • Education, Department of	VARIOUS	SUU	338,394	
84.042	TRIO_Student Support Services • Education, Department of	VARIOUS	UOU	348,221	
84.042	TRIO_Student Support Services • Education, Department of	VARIOUS	Snow	391,903	
84.042	TRIO_Student Support Services • Education, Department of	VARIOUS	WSU	427,196	
84.042	TRIO_Student Support Services • Education, Department of	VARIOUS	SLCC	577,300	
84.042	TRIO_Student Support Services • Education, Department of	VARIOUS	USU	889,831	
84.044	TRIO_Talent Search • Education, Department of	VARIOUS	WSU	238,005	
84.044	TRIO_Talent Search • Education, Department of	VARIOUS	SUU	303,555	
84.044	TRIO_Talent Search • Education, Department of	VARIOUS	SLCC	321,995	
84.044	TRIO_Talent Search • Education, Department of	VARIOUS	USU	388,918	
84.044	TRIO_Talent Search • Education, Department of	VARIOUS	DSU	465,066	
84.047	TRIO_Upward Bound • Education, Department of	VARIOUS	Snow	328,675	
84.047	TRIO_Upward Bound • Education, Department of	VARIOUS	UVU	381,042	
84.047	TRIO_Upward Bound • Education, Department of	VARIOUS	DSU	396,701	
84.047	TRIO_Upward Bound • Education, Department of	VARIOUS	UOU	490,971	
84.047	TRIO_Upward Bound • Education, Department of	VARIOUS	SUU	492,694	
84.047	TRIO_Upward Bound • Education, Department of	VARIOUS	USU	744,394	
84.047	TRIO_Upward Bound • Education, Department of	VARIOUS	WSU	759,728	

**State of Utah**  
**Schedule of Expenditures of Federal Awards**  
**For the Year Ended June 30, 2019**

CFDA	Name	Award/Contract Name of Pass-through Entity	Agency	Expenditures	Provided to Subrecipients
<b>CLUSTER PROGRAMS</b>					
84.066	TRIO_Educational Opportunity Centers • Education, Department of	VARIOUS	UVU	234,636	47,209
Subtotal – TRIO Cluster				9,114,027	47,209
<b>WIOA CLUSTER</b>					
17.258	WIOA Adult Program • Labor, Department of	VARIOUS	DWS	3,990,115	
17.259	WIOA Youth Activities • Labor, Department of	VARIOUS	DWS	3,098,121	
17.278	WIOA Dislocated Worker Formula Grants • Labor, Department of	VARIOUS	DWS	3,326,612	
Subtotal – WIOA Cluster				10,414,848	

**State of Utah**  
**Schedule of Expenditures of Federal Awards**  
**For the Year Ended June 30, 2019**

CFDA	Name	Award/Contract Name of Pass-through Entity	Agency	Program Total Expenditures	Provided to Subrecipients
<b>OTHER PROGRAMS</b>					
<b>AGENCY FOR INTERNATIONAL DEVELOPMENT</b>					
98	U.S. Agency for International Development	VARIOUS	UOU	2,369,809	592,338
				<u>2,369,809</u>	
			Subtotal – Agency for International Development	<u>2,369,809</u>	<u>592,338</u>
<b>AGRICULTURE, DEPARTMENT OF</b>					
10	USFSCONFLICT RESOLUTION	VARIOUS ENVIROISSUES INC	UOU	591	
10	TCN Manti-LaSal RAP 2017	17-PA-11041000-020 The Corps Network	USU	22,788	
10	Department of Agriculture	VARIOUS	WSU	26,815	
10	Department of Agriculture	VARIOUS	UOU	48,785	
10	THE CORPS NETWORK - USFS RAP 2	17-PA-11046000-008 The Corps Network	USU	55,345	
10	Department of Agriculture	VARIOUS	DWS	184,604	
10	Department of Agriculture	VARIOUS	USU	194,628	
10	Department of Agriculture	VARIOUS	DNR	232,142	
10	Department of Agriculture	VARIOUS	SUU	594,837	
				<u>1,360,535</u>	
10.001	Agricultural Research_Basic and Applied Research	VARIOUS	WSU	3,703	
10.001	Agricultural Research_Basic and Applied Research	VARIOUS	USU	22,289	
				<u>25,992</u>	
10.025	Plant and Animal Disease, Pest Control, and Animal Care	VARIOUS	USU	137,000	
10.025	Plant and Animal Disease, Pest Control, and Animal Care	VARIOUS	DAG	541,894	
				<u>678,894</u>	
10.069	Conservation Reserve Program	VARIOUS	DAG	312,007	
				<u>312,007</u>	
10.162	Inspection Grading and Standardization	VARIOUS	DAG	204,169	
				<u>204,169</u>	
10.163	Market Protection and Promotion	VARIOUS	DAG	152,206	
				<u>152,206</u>	
10.168	Farmers' Market and Local Food Promotion Program	VARIOUS	USU	48,570	179
				<u>48,570</u>	
10.170	Specialty Crop Block Grant Program - Farm Bill	VARIOUS	DAG	241,152	262,625
				<u>241,152</u>	

**State of Utah**  
**Schedule of Expenditures of Federal Awards**  
**For the Year Ended June 30, 2019**

CFDA	Name	Award/Contract Name of Pass-through Entity	Agency	Program Total	Expenditures	Provided to Subrecipients
<b>OTHER PROGRAMS</b>						
10.178	Trade Mitigation Program Eligible Recipient Agency Operational Funds	VARIOUS	PED		130,000	130,000
				<u>130,000</u>		
10.215	Utah Western SARE PDP State Pr	G158-19-W7506 Montana State University	USU		1,975	
10.215	Sustainable Agriculture Research and Education	VARIOUS	USU		242,296	329,748
				<u>244,271</u>		
10.223	FUTURE HISPANIC ENGINEERS	2015-38422-24059 (04) UNIVERSITY OF TEXAS- PAN AMERICAN	UOU		5,000	
				<u>5,000</u>		
10.304	Utah Plant Pest Diagnostic Lab	201603796-06 Regents of the University of California	USU		19,154	
				<u>19,154</u>		
10.310	Agriculture and Food Research Initiative (AFRI)	VARIOUS	USU		187,177	
				<u>187,177</u>		
10.311	Beginning Farmer and Rancher Development Program	VARIOUS	USU		260,079	219,743
				<u>260,079</u>		
10.318	Women and Minorities in Science, Technology, Engineering, and Mathematics Fields	VARIOUS	SUU		8,584	
				<u>8,584</u>		
10.319	Farm Business Management Benchmarking Collaboration	25-6324-0163-005 University of Nebraska-Lincoln	Snow		46,610	
				<u>46,610</u>		
10.329	Crop Protection and Pest Management Competitive Grants Program	VARIOUS	USU		107,137	
				<u>107,137</u>		
10.433	Rural Housing Preservation Grants	VARIOUS	DWS		2,000,312	
				<u>2,000,312</u>		
10.435	State Mediation Grants	VARIOUS	DAG		8,455	
				<u>8,455</u>		
10.443	Western Region American Indian	UNR 17-27 University of Nevada at Reno	USU		5,108	
				<u>5,108</u>		
10.447	Rural Development Loans- Loans Made	VARIOUS	DWS		50,000	
10.447	Rural Development Loans- Beginning Loan Balance	VARIOUS	DWS		3,624,853	
				<u>3,674,853</u>		
10.460	Risk Management Education Partnerships	VARIOUS	USU		192,353	
				<u>192,353</u>		
10.475	Cooperative Agreements with States for Intrastate Meat and Poultry Inspection	VARIOUS	DAG		1,350,098	
				<u>1,350,098</u>		

**State of Utah**  
**Schedule of Expenditures of Federal Awards**  
**For the Year Ended June 30, 2019**

CFDA	Name	Award/Contract Name of Pass-through Entity	Agency	Program Total	Expenditures	Provided to Subrecipients
<b>OTHER PROGRAMS</b>						
10.500	Risk Management Education for	134194-G004010 Washington State University	USU		1,909	
10.500	Davis County 4-H Take Flight D	S19158 Kansas State University	USU		2,099	
10.500	Risk Management Education (#8)	108815-G003708 Washington State University	Snow		3,632	
10.500	4-H Air Force Dependent Summer	S18141 Kansas State University	USU		4,566	
10.500	USU Extension 4-H Military Par	S19070 Kansas State University	USU		7,559	
10.500	4-H Military Partnership 2017	S17125.01 Kansas State University	USU		11,502	
10.500	Enhancing Direct Market Fresh	108815-G003712 Washington State University	USU		28,068	
10.500	Risk Management Education (#9)	108815 G003868 Washington State University	Snow		31,198	
10.500	Cooperative Extension Service	VARIOUS	USU		3,084,556	40,166
				<u>3,175,089</u>		
10.534	CACFP Meal Service Training Grants	VARIOUS	PED		18,179	
				<u>18,179</u>		
10.535	SNAP Recipient Integrity Education Grant	VARIOUS	DWS		31,148	
				<u>31,148</u>		
10.557	Special Supplemental Nutrition Program for Women, Infants, and Children	VARIOUS	DOH		34,587,761	32,265,267
				<u>34,587,761</u>		
10.558	Child and Adult Care Food Program	VARIOUS	SUU		199,895	
10.558	Child and Adult Care Food Program	VARIOUS	PED		2,341,945	2,341,945
				<u>2,541,840</u>		
10.560	State Administrative Expenses for Child Nutrition	VARIOUS	PED		2,440,974	
				<u>2,440,974</u>		
10.578	WIC Grants to States (WGS)	VARIOUS	DOH		2,457,881	77,349
				<u>2,457,881</u>		
10.579	Child Nutrition Discretionary Grants Limited Availability	VARIOUS	PED		190,327	190,327
				<u>190,327</u>		
10.582	Fresh Fruit and Vegetable Program	VARIOUS	PED		2,582,192	2,582,192
				<u>2,582,192</u>		
10.652	Forestry Research	VARIOUS	USU		11,804	
10.652	Forestry Research	VARIOUS	SUU		95,488	
				<u>107,292</u>		
10.664	Cooperative Forestry Assistance	VARIOUS	SUU		53,839	



**State of Utah**  
**Schedule of Expenditures of Federal Awards**  
**For the Year Ended June 30, 2019**

CFDA	Name	Award/Contract Name of Pass-through Entity	Agency	Program Total	Expenditures	Provided to Subrecipients
<b>OTHER PROGRAMS</b>						
10.664	Cooperative Forestry Assistance	VARIOUS	DNR		4,702,531	210,752
				<u>4,756,370</u>		
10.674	Wood Utilization Assistance	VARIOUS	USU		6,655	
				<u>6,655</u>		
10.675	Urban and Community Forestry Program	VARIOUS	SUU		663,923	
				<u>663,923</u>		
10.676	Forest Legacy Program	VARIOUS	DNR		67,187	
				<u>67,187</u>		
10.680	Forest Health Protection	VARIOUS	DNR		235,223	
				<u>235,223</u>		
10.683	NFWF Temple Fork 2018	2100.17.055122 National Fish and Wildlife Foundation	USU		26,039	
				<u>26,039</u>		
10.691	Good Neighbor Authority	VARIOUS	DNR		195,184	
				<u>195,184</u>		
10.699	Partnership Agreements	VARIOUS	DNR		7,531	
10.699	Partnership Agreements	VARIOUS	USU		29,612	
				<u>37,143</u>		
10.703	Cooperative Fire Protection Agreement	VARIOUS	DAG		69,000	
				<u>69,000</u>		
10.855	Distance Learning and Telemedicine Loans and Grants	VARIOUS	Snow		104,335	
10.855	Distance Learning and Telemedicine Loans and Grants	VARIOUS	USU		515,148	
				<u>619,483</u>		
10.902	Soil and Water Conservation	VARIOUS	DAG		8,548	
10.902	Beaver-Assisted Restoration &	Various Pheasants Forever, Inc.	USU		168,793	
10.902	Soil and Water Conservation	VARIOUS	DNR		630,508	
				<u>807,849</u>		
10.912	Environmental Quality Incentives Program	VARIOUS	DAG		13,480	
				<u>13,480</u>		
10.914	Wildlife Habitat Incentive Program	VARIOUS	DNR		70,602	
				<u>70,602</u>		
10.916	Watershed Rehabilitation Program	VARIOUS	DNR		1,580,647	
				<u>1,580,647</u>		
10.923	Emergency Watershed Protection Program	VARIOUS	DAG		-22,623	

**State of Utah**  
**Schedule of Expenditures of Federal Awards**  
**For the Year Ended June 30, 2019**

CFDA	Name	Award/Contract Name of Pass-through Entity	Agency	Program Total	Expenditures	Provided to Subrecipients
<b>OTHER PROGRAMS</b>						
				<u>-22,623</u>		
10.924	Conservation Stewardship Program	VARIOUS	DAG		113,201	
				<u>113,201</u>		
10.932	Regional Conservation Partnership Program	VARIOUS	DNR		776,604	
				<u>776,604</u>		
Subtotal – Agriculture, Department of					<u>69,411,366</u>	<u>38,650,293</u>
<b>COMMERCE, DEPARTMENT OF</b>						
11	Department of Commerce	VARIOUS	UOU		20,066	
11	National Mesonet Program	S2017-0132 Synoptic Data Corp.	USU		59,247	
				<u>79,313</u>		
11.303	Economic Development_Technical Assistance	VARIOUS	DSU		8,985	
				<u>8,985</u>		
11.549	State and Local Implementation Grant Program	VARIOUS	UCA		230,190	
				<u>230,190</u>		
11.611	Manufacturing Extension Partnership	VARIOUS	UOU		589,071	
				<u>589,071</u>		
11.999	Pride in our Seas, Pride in Ourselves	NA16NOS9990133 Univ of the Virgin Islands	SUU		905	
				<u>905</u>		
Subtotal – Commerce, Department of					<u>908,464</u>	
<b>CORPORATION FOR NATIONAL AND COMMUNITY SERVICE</b>						
94.003	State Commissions	VARIOUS	DHA		183,024	5,000
				<u>183,024</u>		
94.006	TCN AmeriCorps TIP 2019	18NDHDC002 The Corps Network	USU		75,295	
94.006	YOUTH BUILD AMERICORP	13NDHMA0010101 YOUTH BUILD USA	OWATC		109,785	
94.006	AmeriCorps	VARIOUS	DHA		3,307,365	3,266,701
				<u>3,492,445</u>		
94.007	Program Development and Innovation Grants	VARIOUS	SLCC		194,264	
				<u>194,264</u>		
94.009	Training and Technical Assistance	VARIOUS	DHA		300,568	13,946
				<u>300,568</u>		
94.013	Volunteers in Service to America	VARIOUS	DWS		8,764	
94.013	Volunteers in Service to America	VARIOUS	USU		287,138	
				<u>295,902</u>		

**State of Utah**  
**Schedule of Expenditures of Federal Awards**  
**For the Year Ended June 30, 2019**

CFDA	Name	Award/Contract Name of Pass-through Entity	Agency	Program Total Expenditures	Provided to Subrecipients
<b>OTHER PROGRAMS</b>					
94.020	CNCS Disaster Response Cooperative Agreement	VARIOUS	USU	469,393	
				<u>469,393</u>	
94.021	Volunteer Generation Fund	VARIOUS	DHA	38,573	
				<u>38,573</u>	
94.024	Social Innovation Fund Pay for Success	VARIOUS	UOU	514,151	36,239
				<u>514,151</u>	
				<u>5,488,320</u>	<u>3,321,886</u>
				Subtotal – Corporation for National and Community Service	
<b>DEPARTMENT OF DEFENSE</b>					
12	ABRUPT	10045354 AMERICAN BURN ASSOCIATION	UOU	1,911	
12	PROGSTAR	NNSP03130070UTAHNER FOUNDATION FIGHTING BLINDNESS	UOU	7,816	
12	SIVENT	FY16.794.011 UNIVERSITY OF COLORADO AT DENVER	UOU	10,810	
12	NAVFAC Manual Update--Chapter-	418357-19138 Virigina Tech Polytechnic Institute and State University	USU	14,443	
12	2019 AFRL University Design Ch	TSC-1191-60000 Technology Services Corporation	USU	20,183	
12	Department of Defense	VARIOUS	UOU	26,457	
12	FHA DOD	VARIOUS WESTERN INSTITUTE FOR BIOMEDICAL RESH	UOU	76,045	
12	COMPOSITE DAMPING TESTING	9737-AM05 / 10039795 MATERIALS SCIENCES CORPORATION	UOU	78,149	
				<u>235,814</u>	
12.002	Procurement Technical Assistance For Business Firms	VARIOUS	GOED	407,285	
				<u>407,285</u>	
12.113	State Memorandum of Agreement Program for the Reimbursement of Technical Services	VARIOUS	DEQ	635,798	
				<u>635,798</u>	
12.300	RITN FY15	209163 NATIONAL MARROW DONOR PROGRAM	UOU	3,935	
				<u>3,935</u>	
12.357	LANGUAGE TRAINING CENTER	PGO1801-UTAH-18 INSTITUTE OF INTERNATIONAL EDUCATION	UOU	4,799	
12.357	LANGUAGE TRAINING CENTER	PGO1801-UTAH-18-LTC-052-PO1 INSTITUTE OF INTERNATIONAL EDUCATION	UOU	165,531	
				<u>170,330</u>	
12.400	Military Construction, National Guard	VARIOUS	UNG	22,636,637	
				<u>22,636,637</u>	
12.401	National Guard Military Operations and Maintenance (O&M) Projects	VARIOUS	UNG	40,944,847	
				<u>40,944,847</u>	

**State of Utah**  
**Schedule of Expenditures of Federal Awards**  
**For the Year Ended June 30, 2019**

CFDA	Name	Award/Contract Name of Pass-through Entity	Agency	Program Total Expenditures	Provided to Subrecipients
<b>OTHER PROGRAMS</b>					
12.420	VANCO STUDY	SR00001694 JOHNS HOPKINS HOSPITAL	UOU	6,376	
				<u>6,376</u>	
12.550	FLAGSHIP PROFICIENCY GRANT	0054UTAH23PI280P01 INSTITUTE OF INTERNATIONAL EDUCATION	UOU	57,325	
				<u>57,325</u>	
12.579	LANGUAGE TRAINING CENTER	2603UTAH11LTC052P04 INSTITUTE OF INTERNATIONAL EDUCATION	UOU	86,431	
				<u>86,431</u>	
12.610	Community Economic Adjustment Assistance for Compatible Use and Joint Land Use Studies	VARIOUS	GOE	377,136	377,136
				<u>377,136</u>	
12.615	Research and Technical Assistance	VARIOUS	DNR	19,175	
				<u>19,175</u>	
12.630	ECOS	ITRC-16-UT Environmental Council of States	DEQ	5,000	
				<u>5,000</u>	
12.800	Air Force Defense Research Sciences Program	VARIOUS	UOU	191,656	
				<u>191,656</u>	
12.900	Language Grant Program	VARIOUS	UOU	96,317	
				<u>96,317</u>	
				<u>65,874,062</u>	<u>377,136</u>
			Subtotal – Department of Defense		
<b>DEPARTMENT OF HOMELAND SECURITY</b>					
97	Department of Homeland Security	VARIOUS	DPS	65,275	99,603
				<u>65,275</u>	
97.008	Non-Profit Security Program	VARIOUS	DPS	4,046	4,046
				<u>4,046</u>	
97.012	Boating Safety Financial Assistance	VARIOUS	DNR	1,292,241	
				<u>1,292,241</u>	
97.023	Community Assistance Program State Support Services Element (CAP-SSSE)	VARIOUS	DPS	295,956	
				<u>295,956</u>	
97.024	Emergency Food and Shelter National Board Program	VARIOUS	DWS	9,692	
				<u>9,692</u>	
97.036	Disaster Grants - Public Assistance (Presidentially Declared Disasters)	VARIOUS	DPS	1,172,370	1,172,370
				<u>1,172,370</u>	
97.039	Hazard Mitigation Grant	VARIOUS	DPS	1,064,814	1,044,996
				<u>1,064,814</u>	

**State of Utah**  
**Schedule of Expenditures of Federal Awards**  
**For the Year Ended June 30, 2019**

CFDA	Name	Award/Contract Name of Pass-through Entity	Agency	Program Total	Expenditures	Provided to Subrecipients
<b>OTHER PROGRAMS</b>						
97.041	National Dam Safety Program	VARIOUS	DNR		147,414	
				<u>147,414</u>		
97.042	Emergency Management Performance Grants	VARIOUS	DPS		4,378,938	1,834,343
				<u>4,378,938</u>		
97.043	State Fire Training Systems Grants	VARIOUS	UVU		20,000	
				<u>20,000</u>		
97.044	Assistance to Firefighters Grant	VARIOUS	UVU		536,250	
				<u>536,250</u>		
97.045	Cooperating Technical Partners	VARIOUS	DPS		1,757,486	
				<u>1,757,486</u>		
97.046	Fire Management Assistance Grant	VARIOUS	DPS		1,059,867	1,059,867
				<u>1,059,867</u>		
97.047	Pre-Disaster Mitigation	VARIOUS	DPS		2,631,769	2,388,332
				<u>2,631,769</u>		
97.067	Homeland Security Grant Program	VARIOUS	DPS		3,730,682	3,357,423
				<u>3,730,682</u>		
97.082	Earthquake Consortium	VARIOUS	DPS		36,426	20,662
				<u>36,426</u>		
					<u>18,203,226</u>	<u>10,981,642</u>
				Subtotal – Department of Homeland Security		
<b>EDUCATION, DEPARTMENT OF</b>						
84	Kansas Technical Assistance	652-15-1870 Kansas Department of Education	USU		183,841	
84	Department of Education	VARIOUS	PED		192,136	
				<u>375,977</u>		
84.002	Adult Education - Basic Grants to States	VARIOUS	PED		3,769,388	3,093,640
				<u>3,769,388</u>		
84.010	Title I Grants to Local Educational Agencies	VARIOUS	PED		57,088,579	55,895,265
				<u>57,088,579</u>		
84.011	Migrant Education_State Grant Program	VARIOUS	PED		1,152,030	952,324
				<u>1,152,030</u>		
84.013	Title I State Agency Program for Neglected and Delinquent Children and Youth	VARIOUS	PED		925,435	720,183
				<u>925,435</u>		
84.015	National Resource Centers Program for Foreign Language and Area Studies or Foreign Language and International Studies Program and Foreign Language and Area Studies Fellowship Program	VARIOUS	UOU		1,446,559	669,634

**State of Utah**  
**Schedule of Expenditures of Federal Awards**  
**For the Year Ended June 30, 2019**

CFDA	Name	Award/Contract Name of Pass-through Entity	Agency	Program Total	Expenditures	Provided to Subrecipients
<b>OTHER PROGRAMS</b>						
				<u>1,446,559</u>		
84.016	Undergraduate International Studies and Foreign Language Programs	VARIOUS	WSU		9,215	
					<u>9,215</u>	
84.031	Higher Education_Institutional Aid	VARIOUS	WSU		72,324	
84.031	Higher Education_Institutional Aid	VARIOUS	UVU		382,726	
84.031	Higher Education_Institutional Aid	VARIOUS	SLCC		432,713	
84.031	Higher Education_Institutional Aid	VARIOUS	USU		491,310	
				<u>1,379,073</u>		
84.032	STUDENT LOAN PURCHASE PROGRAM, NET	VARIOUS	SAP		-4,796,782	
84.032	Federal Family Education Loans Reinsurance - Guarantees Made	VARIOUS	SAP		13,117,052	
84.032	Federal Family Education Loans Reinsurance - Beginning Guarantee Amount	VARIOUS	SAP		761,675,582	
				<u>769,995,852</u>		
84.037	Perkins Loan Cancellations	VARIOUS	USU		102,420	
84.037	Perkins Loan Cancellations	VARIOUS	UVU		173,515	
				<u>275,935</u>		
84.048	Career and Technical Education -- Basic Grants to States	VARIOUS	PED		11,110,970	9,791,415
				<u>11,110,970</u>		
84.126	Rehabilitation Services_Vocational Rehabilitation Grants to States	VARIOUS	DWS		24,829,191	1,100,109
				<u>24,829,191</u>		
84.129	Rehabilitation Long-Term Training	VARIOUS	USU		627,064	
				<u>627,064</u>		
84.144	Migrant Education_Coordination Program	VARIOUS	PED		78,206	
				<u>78,206</u>		
84.177	Rehabilitation Services_Independent Living Services for Older Individuals Who are Blind	VARIOUS	DWS		224,602	224,602
				<u>224,602</u>		
84.181	Wyoming Early Intervention Cou	KE-2018-020 Wyoming Department of Health	USU		945	
84.181	Special Education-Grants for Infants and Families	VARIOUS	DOH		5,726,300	4,841,422
				<u>5,727,245</u>		
84.187	Supported Employment Services for Individuals with the Most Significant Disabilities	VARIOUS	DWS		368,948	
				<u>368,948</u>		
84.196	Education for Homeless Children and Youth	VARIOUS	PED		313,976	217,590

**State of Utah**  
**Schedule of Expenditures of Federal Awards**  
**For the Year Ended June 30, 2019**

CFDA	Name	Award/Contract	Agency	Program	Expenditures	Provided to Subrecipients
		Name of Pass-through Entity		Total		
<b>OTHER PROGRAMS</b>						
				<u>313,976</u>		
84.206	Javits Gifted and Talented Students Education	VARIOUS	PED		26,396	
				<u>26,396</u>		
84.229	Language Resource Centers	VARIOUS	UOU		117,548	
				<u>117,548</u>		
84.287	Twenty-First Century Community Learning Centers	VARIOUS	PED		5,225,138	4,875,860
				<u>5,225,138</u>		
84.305	AAAS SUBCONTRACT	3155A AMER ASSOC FOR THE ADVANCMNT OF SCIENCE	UOU		12,202	
				<u>12,202</u>		
84.323	Arizona Web Project	16-02-EDSG State of Arizona Department of Education	USU		20,170	
84.323	Arizona State Personnel Develo	16-01-EDSG State of Arizona Department of Education	USU		76,768	
84.323	Special Education - State Personnel Development	VARIOUS	PED		741,428	341,125
				<u>838,366</u>		
84.325	CEEDAR	H325A120003 University of Florida	PED		1,705	1,705
84.325	NLCSD SCHOLARS - YR 3	UTAH 88403 17-18 SALUS UNIVERSITY	UOU		2,000	
84.325	NLCSD PROJECT YEAR 4	H325H140002 SALUS UNIVERSITY	UOU		26,198	
84.325	Special Education - Personnel Development to Improve Services and Results for Children with Disabilities	VARIOUS	UOU		822,011	16,014
84.325	Special Education - Personnel Development to Improve Services and Results for Children with Disabilities	VARIOUS	USU		989,897	
				<u>1,841,811</u>		
84.326	Special Education_Technical Assistance and Dissemination to Improve Services and Results for Children with Disabilities	VARIOUS	PED		98,845	
				<u>98,845</u>		
84.334	Gaining Early Awareness and Readiness for Undergraduate Programs	VARIOUS	SUU		6,095	
84.334	Gaining Early Awareness and Readiness for Undergraduate Programs	MOU Ogden City School District	WSU		43,629	43,629
84.334	Gaining Early Awareness and Readiness for Undergraduate Programs	MOU-PO180408 Ogden City School District	WSU		44,083	44,083
84.334	Gaining Early Awareness and Readiness for Undergraduate Programs	VARIOUS	UVU		4,033,456	435,472
84.334	Gaining Early Awareness and Readiness for Undergraduate Programs	VARIOUS	USU		7,233,045	3,900,002
				<u>11,360,308</u>		
84.335	Child Care Access Means Parents in School	VARIOUS	UVU		86,497	
84.335	Child Care Access Means Parents in School	VARIOUS	SLCC		101,060	

**State of Utah**  
**Schedule of Expenditures of Federal Awards**  
**For the Year Ended June 30, 2019**

CFDA	Name	Award/Contract Name of Pass-through Entity	Agency	Program Total Expenditures	Provided to Subrecipients
<b>OTHER PROGRAMS</b>					
84.335	Child Care Access Means Parents in School	VARIOUS	SUU	117,698	
84.335	Child Care Access Means Parents in School	VARIOUS	UOU	298,232	
84.335	Child Care Access Means Parents in School	VARIOUS	USU	382,505	
				<u>985,992</u>	
84.358	Rural Education	VARIOUS	USU	1,271	
84.358	Rural Education	VARIOUS	PED	179,480	174,337
				<u>180,751</u>	
84.365	English Language Acquisition State Grants	VARIOUS	PED	2,966,870	2,798,780
				<u>2,966,870</u>	
84.366	Mathematics and Science Partnerships	VARIOUS	PED	201,210	199,796
				<u>201,210</u>	
84.367	Improving Teacher Quality State Grants	07-UT02-SEED2017-ILI National Writing Project Corporation	WSU	183	183
84.367	Supporting Effective Instruction State Grants	VARIOUS	REG	260,374	
84.367	Supporting Effective Instruction State Grants	VARIOUS	PED	10,572,465	10,236,960
				<u>10,833,022</u>	
84.369	Grants for State Assessments and Related Activities	VARIOUS	PED	4,956,869	
				<u>4,956,869</u>	
84.372	Statewide Longitudinal Data Systems	VARIOUS	PED	1,246,372	
				<u>1,246,372</u>	
84.373	Center for the Integration of	100041.Y4.001-TAES01 Applied Engineering Management Corp. (AEM)	USU	12,385	
84.373	Center for IDEA Fiscal Reporti	S-00015246 WestEd	USU	244,740	
				<u>257,125</u>	
84.377	School Improvement Grants	VARIOUS	PED	1,299,330	1,246,248
				<u>1,299,330</u>	
84.407	Transition Programs for Students with Intellectual Disabilities into Higher Education	VARIOUS	USU	211,593	
				<u>211,593</u>	
84.418	Promoting Readiness of Minors in Supplemental Security Income	VARIOUS	DWS	6,852,466	3,744,837
				<u>6,852,466</u>	
84.424	New Mexico Multi-Layered Syste	19-924-00180 State of New Mexico Department of Education	USU	35,119	
84.424	Student Support and Academic Enrichment Program	VARIOUS	PED	1,579,926	1,538,905
				<u>1,615,045</u>	



**State of Utah**  
**Schedule of Expenditures of Federal Awards**  
**For the Year Ended June 30, 2019**

CFDA	Name	Award/Contract Name of Pass-through Entity	Agency	Program Total	Expenditures	Provided to Subrecipients
<b>OTHER PROGRAMS</b>						
Subtotal – Education, Department of					<u>930,825,504</u>	<u>107,104,120</u>
<b>ELECTION ASSISTANCE COMMISSION</b>						
90.401	Help America Vote Act Requirements Payments	VARIOUS	Gov		233,523	233,523
					<u>233,523</u>	
Subtotal – Election Assistance Commission					<u>233,523</u>	<u>233,523</u>
<b>ENERGY, DEPARTMENT OF</b>						
81	Department of Energy	VARIOUS	USU		449	
81	NANOSCALE LUBRICANT MECHANICS	FELLOWSHIPNOBLE KRELL INSTITUTE	UOU		48,595	
81	Joint Appointment work with Pa	232060 Battelle	USU		53,232	
81	Department of Energy	VARIOUS	UOU		170,503	
					<u>272,779</u>	
81.041	State Energy Program	VARIOUS	GOE		576,514	173,525
81.041	State Energy Program	VARIOUS	GOV		1,666,207	
					<u>2,242,721</u>	
81.042	Weatherization Assistance for Low-Income Persons	VARIOUS	DWS		2,308,745	2,068,140
					<u>2,308,745</u>	
81.104	Environmental Remediation and Waste Processing and Disposal	VARIOUS	DEQ		1,701	
					<u>1,701</u>	
81.106	Waste Isolation Pilot Plant	30-312-08 WIPP Western Governor's Association	DEQ		113,062	
					<u>113,062</u>	
81.117	Energy Efficiency and Renewable Energy Information Dissemination, Outreach, Training and Technical Analysis/Assistance	VARIOUS	UOU		397,239	
					<u>397,239</u>	
81.119	State Energy Program Special Projects	VARIOUS	GOE		59,975	53,029
					<u>59,975</u>	
81.121	Nuclear Energy Research, Development and Demonstration	VARIOUS	UOU		53,585	
81.121	Nuclear Energy Research, Development and Demonstration	VARIOUS	USU		56,664	
					<u>110,249</u>	
81.136	Long-Term Surveillance and Maintenance	VARIOUS	DEQ		12,481	
81.136	Long-Term Surveillance and Maintenance	VARIOUS	DNR		67,593	
					<u>80,074</u>	
81.502	ECOS	ITRC-16-UT Environmental Council of States	DEQ		5,000	
					<u>5,000</u>	

**State of Utah**  
**Schedule of Expenditures of Federal Awards**  
**For the Year Ended June 30, 2019**

CFDA	Name	Award/Contract Name of Pass-through Entity	Agency	Program Total	Expenditures	Provided to Subrecipients
<b>OTHER PROGRAMS</b>						
Subtotal – Energy, Department of					<u>5,591,545</u>	<u>2,294,694</u>
<b>ENVIRONMENTAL PROTECTION AGENCY</b>						
66.034	Surveys, Studies, Research, Investigations, Demonstrations, and Special Purpose Activities Relating to the Clean Air Act	VARIOUS	WSU		76,217	
66.034	Surveys, Studies, Research, Investigations, Demonstrations, and Special Purpose Activities Relating to the Clean Air Act	VARIOUS	DEQ		582,940	
				<u>659,157</u>		
66.039	National Clean Diesel Emissions Reduction Program	VARIOUS	DEQ		1,521,927	681,026
				<u>1,521,927</u>		
66.040	State Clean Diesel Grant Program	VARIOUS	DEQ		211,475	
				<u>211,475</u>		
66.202	Congressionally Mandated Projects	VARIOUS	DEQ		6,451,393	364,553
				<u>6,451,393</u>		
66.419	Water Pollution Control State, Interstate, and Tribal Program Support	VARIOUS	DEQ		732,609	
				<u>732,609</u>		
66.433	State Underground Water Source Protection	VARIOUS	DNR		83,000	
				<u>83,000</u>		
66.454	Water Quality Management Planning	VARIOUS	DEQ		102,555	
				<u>102,555</u>		
66.460	Nonpoint Source Implementation Grants	VARIOUS	DEQ		1,085,247	192,309
				<u>1,085,247</u>		
66.461	Regional Wetland Program Development Grants	VARIOUS	DEQ		110,927	
66.461	Regional Wetland Program Development Grants	VARIOUS	DNR		207,346	
				<u>318,273</u>		
66.514	Science to Achieve Results (STAR) Fellowship Program	VARIOUS	UOU		20,100	
				<u>20,100</u>		
66.605	Performance Partnership Grants	VARIOUS	DEQ		6,104,161	106,968
				<u>6,104,161</u>		
66.608	Environmental Information Exchange Network Grant Program and Related Assistance	VARIOUS	DNR		117,560	
66.608	Environmental Information Exchange Network Grant Program and Related Assistance	VARIOUS	DEQ		177,669	
				<u>295,229</u>		
66.700	Consolidated Pesticide Enforcement Cooperative Agreements	VARIOUS	DAG		455,940	

**State of Utah**  
**Schedule of Expenditures of Federal Awards**  
**For the Year Ended June 30, 2019**

CFDA	Name	Award/Contract Name of Pass-through Entity	Agency	Program Total Expenditures	Provided to Subrecipients
<b>OTHER PROGRAMS</b>					
				<u>455,940</u>	
66.716	Pesticide Safety Education Man	SA-2019-11 eXtension Foundation	USU	6,655	
66.716	2018 PSEP Funding	SA-2017-28 eXtension Foundation	USU	11,592	
				<u>18,247</u>	
66.802	Superfund State, Political Subdivision, and Indian Tribe Site-Specific Cooperative Agreements	VARIOUS	DNR	14,835	
66.802	Superfund State, Political Subdivision, and Indian Tribe Site-Specific Cooperative Agreements	VARIOUS	DEQ	1,154,097	
				<u>1,168,932</u>	
66.804	Underground Storage Tank Prevention, Detection and Compliance Program	VARIOUS	DEQ	329,332	
				<u>329,332</u>	
66.805	Leaking Underground Storage Tank Trust Fund Corrective Action Program	VARIOUS	DEQ	672,846	
				<u>672,846</u>	
66.813	ECOS	ITRC-16-UT Environmental Council of States	DEQ	5,000	
				<u>5,000</u>	
66.817	State and Tribal Response Program Grants	VARIOUS	DEQ	442,834	
				<u>442,834</u>	
			Subtotal – Environmental Protection Agency	<u>20,678,257</u>	<u>1,344,856</u>
<b>EQUAL EMPLOYMENT OPPORTUNITY COMMISSION</b>					
30.001	Employment Discrimination Title VII of the Civil Rights Act of 1964	VARIOUS	LBR	363,178	
				<u>363,178</u>	
			Subtotal – Equal Employment Opportunity Commission	<u>363,178</u>	
<b>EXECUTIVE OFFICE OF THE PRESIDENT</b>					
95.001	High Intensity Drug Trafficking Areas Program	VARIOUS	DPS	671,657	301,015
				<u>671,657</u>	
			Subtotal – Executive Office Of The President	<u>671,657</u>	<u>301,015</u>
<b>FEDERAL COUNCIL ON THE ARTS AND THE HUMANITIES</b>					
45	Federal Council on the Arts and the Humanities	VARIOUS	DHA	836,126	
				<u>836,126</u>	
45.024	Promotion of the Arts Grants to Organizations and Individuals	VARIOUS	USU	7,785	
45.024	Promotion of the Arts Grants to Organizations and Individuals	VARIOUS	SUU	25,000	
45.024	Promotion of the Arts Grants to Organizations and Individuals	VARIOUS	UOU	66,635	
				<u>99,420</u>	

**State of Utah**  
**Schedule of Expenditures of Federal Awards**  
**For the Year Ended June 30, 2019**

CFDA	Name	Award/Contract Name of Pass-through Entity	Agency	Program Total	Expenditures	Provided to Subrecipients
<b>OTHER PROGRAMS</b>						
45.025	Promotion of the Arts_Partnership Agreements	VARIOUS	DHA		878,828	813,379
				<u>878,828</u>		
45.163	Promotion of the Humanities_Professional Development	VARIOUS	UOU		57,522	
45.163	Promotion of the Humanities_Professional Development	VARIOUS	SLCC		82,148	
				<u>139,670</u>		
45.301	Museums for America	VARIOUS	UOU		26,892	
				<u>26,892</u>		
45.310	Grants to States	VARIOUS	DHA		2,199,762	697,078
				<u>2,199,762</u>		
45.312	National Leadership Grants	VARIOUS	UOU		165,357	
				<u>165,357</u>		
					<u>4,346,055</u>	<u>1,510,457</u>
Subtotal – Federal Council on the Arts and the Humanities						
<b>GENERAL SERVICES ADMINISTRATION</b>						
39.003	Donation of Federal Surplus Personal Property	VARIOUS	DAS		260,002	
				<u>260,002</u>		
Subtotal – General Services Administration					<u>260,002</u>	
<b>HEALTH AND HUMAN SERVICES, DEPARTMENT OF</b>						
93	Department of Health and Human Services	VARIOUS	DAG		8,961	
93	Department of Health and Human Services	VARIOUS	DOH		174,018	
				<u>182,979</u>		
93.041	Special Programs for the Aging_Title VII, Chapter 3_Programs for Prevention of Elder Abuse, Neglect, and Exploitation	VARIOUS	DHS		28,267	28,267
				<u>28,267</u>		
93.042	Special Programs for the Aging_Title VII, Chapter 2_Long Term Care Ombudsman Services for Older Individuals	VARIOUS	DHS		102,902	77,228
				<u>102,902</u>		
93.043	Special Programs for the Aging_Title III, Part D_Disease Prevention and Health Promotion Services	VARIOUS	DHS		134,081	134,081
				<u>134,081</u>		
93.048	Special Programs for the Aging_Title IV_and Title II_Discretionary Projects	VARIOUS	DHS		284,837	248,826
				<u>284,837</u>		
93.052	National Family Caregiver Support, Title III, Part E	VARIOUS	DHS		969,113	969,113
				<u>969,113</u>		

**State of Utah**  
**Schedule of Expenditures of Federal Awards**  
**For the Year Ended June 30, 2019**

CFDA	Name	Award/Contract	Agency	Program	Expenditures	Provided to Subrecipients
		Name of Pass-through Entity		Total		
<b>OTHER PROGRAMS</b>						
93.065	Laboratory Leadership, Workforce Training and Management Development, Improving Public Health Laboratory Infrastructure	VARIOUS	DOH		261,900	
				<u>261,900</u>		
93.068	Chronic Diseases: Research, Control, and Prevention	VARIOUS	DOH		128,847	
				<u>128,847</u>		
93.069	Public Health Emergency Preparedness	VARIOUS	DOH		6,793,782	4,479,315
				<u>6,793,782</u>		
93.070	Environmental Public Health and Emergency Response	VARIOUS	DOH		2,278,643	9,141
				<u>2,278,643</u>		
93.071	Medicare Enrollment Assistance Program	VARIOUS	DHS		135,000	135,000
				<u>135,000</u>		
93.073	Birth Defects and Developmental Disabilities - Prevention and Surveillance	VARIOUS	DOH		317,535	
				<u>317,535</u>		
93.074	Hospital Preparedness Program (HPP) and Public Health Emergency Preparedness (PHEP) Aligned Cooperative Agreements	VARIOUS	DOH		2,429,730	1,626,970
				<u>2,429,730</u>		
93.079	Cooperative Agreements to Promote Adolescent Health through School-Based HIV/STD Prevention and School-Based Surveillance	VARIOUS	DOH		95,160	
				<u>95,160</u>		
93.086	DHS: BYU Relationship Enrichment Program	A02435 Brigham Young University	SUU		-274	
93.086	Healthy Marriage Promotion and Responsible Fatherhood Grants	VARIOUS	USU		1,620,958	99,905
				<u>1,620,684</u>		
93.092	Affordable Care Act (ACA) Personal Responsibility Education Program	VARIOUS	DOH		664,532	524,026
				<u>664,532</u>		
93.103	Food and Drug Administration_Research	VARIOUS	DAG		1,211,092	
				<u>1,211,092</u>		
93.104	Comprehensive Community Mental Health Services for Children with Serious Emotional Disturbances (SED)	VARIOUS	DHS		681,713	
				<u>681,713</u>		
93.110	Maternal and Child Health Federal Consolidated Programs	VARIOUS	DOH		508,035	134,199
93.110	Maternal and Child Health Federal Consolidated Programs	VARIOUS	USU		1,655,697	110,000
				<u>2,163,732</u>		
93.116	Project Grants and Cooperative Agreements for Tuberculosis Control Programs	VARIOUS	DOH		354,872	192,481

**State of Utah**  
**Schedule of Expenditures of Federal Awards**  
**For the Year Ended June 30, 2019**

CFDA	Name	Award/Contract	Agency	Program	Expenditures	Provided to Subrecipients
		Name of Pass-through Entity		Total		
<b>OTHER PROGRAMS</b>						
				<u>354,872</u>		
93.127	Emergency Medical Services for Children	VARIOUS	DOH		105,723	45,075
					<u>105,723</u>	
93.130	Cooperative Agreements to States/Territories for the Coordination and Development of Primary Care Offices	VARIOUS	DOH		164,346	
					<u>164,346</u>	
93.136	Injury Prevention and Control Research and State and Community Based Programs	VARIOUS	DOH		4,551,253	686,327
					<u>4,551,253</u>	
93.150	Projects for Assistance in Transition from Homelessness (PATH)	VARIOUS	DHS		587,691	
					<u>587,691</u>	
93.184	Disabilities Prevention	VARIOUS	DOH		156,704	
					<u>156,704</u>	
93.211	Telehealth Programs	VARIOUS	SUU		115,505	
					<u>115,505</u>	
93.234	Traumatic Brain Injury State Demonstration Grant Program	VARIOUS	USU		32,797	
93.234	Traumatic Brain Injury State Demonstration Grant Program	VARIOUS	DOH		86,632	
					<u>119,429</u>	
93.235	Affordable Care Act (ACA) Abstinence Education Program	VARIOUS	DOH		424,687	376,344
					<u>424,687</u>	
93.237	USU FCS Family Wellness Progra	Various Ute Indian Tribe	USU		12,470	
					<u>12,470</u>	
93.240	State Capacity Building	VARIOUS	DOH		195,815	
					<u>195,815</u>	
93.241	State Rural Hospital Flexibility Program	VARIOUS	DOH		485,983	212,545
					<u>485,983</u>	
93.243	Substance Abuse and Mental Health Services_Projects of Regional and National Significance	VARIOUS	WSU		39,860	
93.243	Substance Abuse and Mental Health Services_Projects of Regional and National Significance	VARIOUS	USU		83,138	
93.243	Substance Abuse and Mental Health Services_Projects of Regional and National Significance	VARIOUS	PED		354,701	146,219
93.243	Substance Abuse and Mental Health Services_Projects of Regional and National Significance	VARIOUS	DHS		5,458,567	2,917,784
					<u>5,936,266</u>	
93.251	Universal Newborn Hearing Screening	VARIOUS	DOH		273,792	10,824

**State of Utah**  
**Schedule of Expenditures of Federal Awards**  
**For the Year Ended June 30, 2019**

CFDA	Name	Award/Contract Name of Pass-through Entity	Agency	Program Total	Expenditures	Provided to Subrecipients
<b>OTHER PROGRAMS</b>						
				<u>273,792</u>		
93.262	Agricultural Safety Education	5866-USU-CSU-1107 Penn State University	USU		33,469	
				<u>33,469</u>		
93.268	Immunization Cooperative Agreements	VARIOUS	DOH		29,369,038	27,279,324
				<u>29,369,038</u>		
93.270	Adult Viral Hepatitis Prevention and Control	VARIOUS	DOH		116,192	
				<u>116,192</u>		
93.283	Centers for Disease Control and Prevention_Investigations and Technical Assistance	VARIOUS	DOH		575,583	128,919
				<u>575,583</u>		
93.296	State Partnership Grant Program to Improve Minority Health	VARIOUS	DOH		181,156	32,550
				<u>181,156</u>		
93.301	Small Rural Hospital Improvement Grant Program	VARIOUS	DOH		238,670	206,925
				<u>238,670</u>		
93.305	National State Based Tobacco Control Programs	VARIOUS	DOH		962,889	529,527
				<u>962,889</u>		
93.314	Early Hearing Detection and Intervention Information System (EHDI-IS) Surveillance Program	VARIOUS	DOH		147,304	
				<u>147,304</u>		
93.323	Epidemiology and Laboratory Capacity for Infectious Diseases (ELC)	VARIOUS	DOH		3,633,942	298,497
				<u>3,633,942</u>		
93.324	State Health Insurance Assistance Program	VARIOUS	DHS		432,874	305,440
				<u>432,874</u>		
93.336	Behavioral Risk Factor Surveillance System	VARIOUS	DOH		332,371	
				<u>332,371</u>		
93.354	Public Health Emergency Response: Cooperative Agreement for Emergency Response: Public Health Crisis Response	VARIOUS	DOH		1,633,993	412,938
				<u>1,633,993</u>		
93.369	SILC: Training and Technical A	19-1825 TIRR Memorial Herman	USU		106,557	
93.369	ACL Independent Living State Grants	VARIOUS	DWS		321,181	321,181
93.369	CIL: Training and Technical As	18-1812 TIRR Memorial Herman	USU		488,111	
				<u>915,849</u>		
93.421	Act Early Ambassadors	Various Association of University Centers on Disabilities	USU		1,824	
				<u>1,824</u>		

**State of Utah**  
**Schedule of Expenditures of Federal Awards**  
**For the Year Ended June 30, 2019**

CFDA	Name	Award/Contract Name of Pass-through Entity	Agency	Program Total	Expenditures	Provided to Subrecipients
<b>OTHER PROGRAMS</b>						
93.432	CIL: Training and Technical As	19-1590 TIRR Memorial Herman	USU		1,347	
				<u>1,347</u>		
93.434	Every Student Succeeds Act/Preschool Development Grants	VARIOUS	DWS		106,213	
				<u>106,213</u>		
93.435	Innovative State and Local Public Health Strategies to prevent and Manage Diabetes and Heart Disease and Stroke-	VARIOUS	DOH		1,075,799	777,620
				<u>1,075,799</u>		
93.436	WELL-INTEGRATED SCREENING AND EVALUATION FOR WOMEN ACROSS THE NATION (WISEWOMAN)	VARIOUS	DOH		1,234,545	553,231
				<u>1,234,545</u>		
93.439	State Physical Activity and Nutrition (SPAN	VARIOUS	DOH		597,097	160,654
				<u>597,097</u>		
93.449	Ruminant Feed Ban Support Project	VARIOUS	DAG		29,533	
				<u>29,533</u>		
93.464	ACL Assistive Technology	VARIOUS	USU		447,427	
				<u>447,427</u>		
93.511	Affordable Care Act (ACA) Grants to States for Health Insurance Premium Review	VARIOUS	INS		50,815	
93.511	Affordable Care Act (ACA) Grants to States for Health Insurance Premium Review	VARIOUS	DOH		89,659	
				<u>140,474</u>		
93.521	The Affordable Care Act: Building Epidemiology, Laboratory, and Health Information Systems Capacity in the Epidemiology and Laboratory Capacity for Infectious Disease (ELC) and Emerging Infections Program (EIP) Cooperative Agreements;PPHF	VARIOUS	DOH		178,086	17,680
				<u>178,086</u>		
93.524	Utah Act Early Ambassador	Various Association of University Centers on Disabilities	USU		5,449	
				<u>5,449</u>		
93.556	Promoting Safe and Stable Families	VARIOUS	DHS		2,027,736	150,000
				<u>2,027,736</u>		
93.563	Child Support Enforcement	VARIOUS	DHS		20,006,385	
				<u>20,006,385</u>		
93.566	Refugee and Entrant Assistance_State Administered Programs	VARIOUS	DWS		5,731,049	3,532,563
				<u>5,731,049</u>		
93.568	Low-Income Home Energy Assistance	VARIOUS	DWS		25,006,941	24,081,222
				<u>25,006,941</u>		



**State of Utah**  
**Schedule of Expenditures of Federal Awards**  
**For the Year Ended June 30, 2019**

CFDA	Name	Award/Contract Name of Pass-through Entity	Agency	Program Total	Expenditures	Provided to Subrecipients
<b>OTHER PROGRAMS</b>						
93.569	Community Services Block Grant	VARIOUS	DWS		3,513,352	3,332,370
				<u>3,513,352</u>		
93.576	Refugee and Entrant Assistance_Discretionary Grants	VARIOUS	DOH		74,849	74,868
				<u>74,849</u>		
93.584	Refugee and Entrant Assistance_Targeted Assistance Grants	VARIOUS	DWS		203,940	32,066
				<u>203,940</u>		
93.586	State Court Improvement Program	VARIOUS	JUD		504,066	
				<u>504,066</u>		
93.590	Community-Based Child Abuse Prevention Grants	VARIOUS	DHS		353,975	
				<u>353,975</u>		
93.597	Grants to States for Access and Visitation Programs	VARIOUS	JUD		100,000	
				<u>100,000</u>		
93.599	Chafee Education and Training Vouchers Program (ETV)	VARIOUS	DHS		220,419	
				<u>220,419</u>		
93.600	Head Start	VARIOUS	DWS		144,487	
93.600	Head Start	VARIOUS	SUU		4,951,227	
				<u>5,095,714</u>		
93.603	Adoption and Legal Guardianship Incentive Payments	VARIOUS	DHS		775,706	
				<u>775,706</u>		
93.630	Developmental Disabilities Basic Support and Advocacy Grants	VARIOUS	DHS		710,329	10,078
				<u>710,329</u>		
93.631	Developmental Disabilities Projects of National Significance	VARIOUS	USU		13,958	
93.631	Developmental Disabilities Projects of National Significance	VARIOUS	DHS		286,652	
				<u>300,610</u>		
93.632	Serious Mental Illness Nationa	PO 7800004501 University of Kentucky Research Foundation	USU		103,665	
93.632	University Centers for Excellence in Developmental Disabilities Education, Research, and Service	VARIOUS	USU		577,693	
				<u>681,358</u>		
93.643	Children's Justice Grants to States	VARIOUS	AG		209,998	
				<u>209,998</u>		
93.645	Stephanie Tubbs Jones Child Welfare Services Program	VARIOUS	DHS		3,846,700	
				<u>3,846,700</u>		
93.658	Foster Care_Title IV-E	VARIOUS	DHS		34,480,368	

**State of Utah**  
**Schedule of Expenditures of Federal Awards**  
**For the Year Ended June 30, 2019**

CFDA	Name	Award/Contract Name of Pass-through Entity	Agency	Program Total	Expenditures	Provided to Subrecipients
<b>OTHER PROGRAMS</b>						
				<u>34,480,368</u>		
93.659	Adoption Assistance	VARIOUS	DHS		11,562,916	
				<u>11,562,916</u>		
93.667	Social Services Block Grant	VARIOUS	DWS		15,000	
93.667	Social Services Block Grant	VARIOUS	DHS		24,324,569	2,170,869
				<u>24,339,569</u>		
93.669	Child Abuse and Neglect State Grants	VARIOUS	DHS		457,496	
				<u>457,496</u>		
93.671	Family Violence Prevention and Services/Domestic Violence Shelter and Supportive Services	VARIOUS	DHS		1,268,745	
				<u>1,268,745</u>		
93.674	Chafee Foster Care Independence Program	VARIOUS	DHS		831,835	
				<u>831,835</u>		
93.732	Mental and Behavioral Health Education and Training Grants	VARIOUS	DHS		279,523	
				<u>279,523</u>		
93.734	Empowering Older Adults and Adults with Disabilities through Chronic Disease Self-Management Education Programs – financed by Prevention and Public Health Funds (PPHF)	VARIOUS	DOH		406,675	750
				<u>406,675</u>		
93.735	State Public Health Approaches for Ensuring Quitline Capacity – Funded in part by Prevention and Public Health Funds (PPHF)	VARIOUS	DOH		69,918	
				<u>69,918</u>		
93.757	State and Local Public Health Actions to Prevent Obesity, Diabetes, Heart Disease and Stroke (PPHF)	VARIOUS	DOH		3,211,057	933,345
				<u>3,211,057</u>		
93.761	Evidence-Based Falls Prevention Programs Financed Solely by Prevention and Public Health Funds (PPHF)	VARIOUS	DOH		189,409	46,594
				<u>189,409</u>		
93.767	Children's Health Insurance Program	VARIOUS	DOH		128,247,634	479,821
				<u>128,247,634</u>		
93.788	Opioid STR	VARIOUS	DHS		7,966,844	5,462,410
				<u>7,966,844</u>		
93.815	Domestic Ebola Supplement to the Epidemiology and Laboratory Capacity for Infectious Diseases (ELC).	VARIOUS	DOH		424,640	
				<u>424,640</u>		

**State of Utah**  
**Schedule of Expenditures of Federal Awards**  
**For the Year Ended June 30, 2019**

CFDA	Name	Award/Contract Name of Pass-through Entity	Agency	Program Total	Expenditures	Provided to Subrecipients
<b>OTHER PROGRAMS</b>						
93.817	Hospital Preparedness Program (HPP) Ebola Preparedness and Response Activities	VARIOUS	DOH		67,047	67,041
				<u>67,047</u>		
93.870	Maternal, Infant and Early Childhood Home Visiting Grant Program	VARIOUS	DOH		2,026,246	1,662,135
				<u>2,026,246</u>		
93.881	The Health Insurance Enforcement and Consumer Protections Grant Program	VARIOUS	INS		40,481	
				<u>40,481</u>		
93.898	Cancer Prevention and Control Programs for State, Territorial and Tribal Organizations	VARIOUS	DOH		2,865,581	220,989
				<u>2,865,581</u>		
93.913	Grants to States for Operation of State Offices of Rural Health	VARIOUS	DOH		171,878	
				<u>171,878</u>		
93.917	HIV Care Formula Grants	VARIOUS	DOH		7,262,691	
				<u>7,262,691</u>		
93.940	HIV Prevention Activities_Health Department Based	VARIOUS	DOH		1,185,631	346,464
				<u>1,185,631</u>		
93.945	Assistance Programs for Chronic Disease Prevention and Control	VARIOUS	DOH		264,776	8,582
				<u>264,776</u>		
93.946	Cooperative Agreements to Support State-Based Safe Motherhood and Infant Health Initiative Programs	VARIOUS	DOH		249,142	
				<u>249,142</u>		
93.958	Block Grants for Community Mental Health Services	VARIOUS	DHS		4,688,390	3,372,864
				<u>4,688,390</u>		
93.959	Partnership and Community Coll	018000.340888.02 Mississippi State University	USU		184,874	
93.959	Block Grants for Prevention and Treatment of Substance Abuse	VARIOUS	DHS		16,959,175	14,514,961
				<u>17,144,049</u>		
93.977	Preventive Health Services_Sexually Transmitted Diseases Control Grants	VARIOUS	DOH		753,964	243,273
				<u>753,964</u>		
93.991	Preventive Health and Health Services Block Grant	VARIOUS	DOH		1,651,685	1,268,228
				<u>1,651,685</u>		
93.994	Maternal and Child Health Services Block Grant to the States	VARIOUS	DOH		6,924,269	1,873,818
				<u>6,924,269</u>		
93.997	Assisted Outpatient Treatment	VARIOUS	DHS		776,643	633,866
				<u>776,643</u>		

**State of Utah**  
**Schedule of Expenditures of Federal Awards**  
**For the Year Ended June 30, 2019**

CFDA	Name	Award/Contract Name of Pass-through Entity	Agency	Program Total	Expenditures	Provided to Subrecipients
<b>OTHER PROGRAMS</b>						
Subtotal – Health and Human Services, Department of					<u>405,532,418</u>	<u>108,707,333</u>
<b>HOUSING AND URBAN DEVELOPMENT, DEPARTMENT OF</b>						
14	Department of Housing and Urban Development	VARIOUS	UOU		-507	
				<u>-507</u>		
14.169	Housing Counseling Assistance Program	VARIOUS	USU		27,392	
				<u>27,392</u>		
14.228	Community Development Block Grants/State's Program and Non-Entitlement Grants in Hawaii	VARIOUS	DWS		5,471,276	5,161,618
				<u>5,471,276</u>		
14.230	Rental Housing Rehabilitation	VARIOUS	DWS		223,066	
				<u>223,066</u>		
14.231	Emergency Solutions Grant Program	VARIOUS	DWS		1,197,067	1,017,605
				<u>1,197,067</u>		
14.239	HOME INVESTMENT PARTNERSHIP	VARIOUS	DWS		656,100	
14.239	HOME Investment Partnerships Program Loans - Loans Made	VARIOUS	DWS		4,760,803	
14.239	Program Income - HOME INVESTMENT PARTNERSHIP	PROGRAM INCOME	DWS		5,221,566	1,407,840
14.239	HOME Investment Partnerships Program Loans - Beginning Loan Balance	VARIOUS	DWS		72,680,364	
				<u>83,318,833</u>		
14.241	Housing Opportunities for Persons with AIDS	VARIOUS	DWS		152,580	146,641
				<u>152,580</u>		
14.267	Continuum of Care Program	VARIOUS	DWS		402,420	
				<u>402,420</u>		
14.275	Housing Trust Fund	VARIOUS	DWS		282,466	
14.275	Housing Trust Fund Loans - Beginning Loan Balance	VARIOUS	DWS		1,000,000	
14.275	Housing Trust Fund Loans - Loans Made	VARIOUS	DWS		1,350,000	
				<u>2,632,466</u>		
14.401	Fair Housing Assistance Program_State and Local	VARIOUS	LBR		274,800	
				<u>274,800</u>		
Subtotal – Housing and Urban Development, Department of					<u>93,699,393</u>	<u>7,733,704</u>
<b>INTERIOR, DEPARTMENT OF THE</b>						
15	Department of the Interior	VARIOUS	UOU		533	
15	Department of the Interior	VARIOUS	SUU		4,514	

**State of Utah**  
**Schedule of Expenditures of Federal Awards**  
**For the Year Ended June 30, 2019**

CFDA	Name	Award/Contract Name of Pass-through Entity	Agency	Program Total	Expenditures	Provided to Subrecipients
<b>OTHER PROGRAMS</b>						
15	Tuba City Boarding School Prof	Various Tuba City Unified School District	USU		6,726	
15	Trainings for Chemawa Indian S	140A1218C0007 Chimawa Indian School	USU		20,812	
15	Department of the Interior	VARIOUS	USU		32,447	
15	Department of the Interior	VARIOUS	DNR		33,329	
15	Department of the Interior	VARIOUS	DAG		163,750	166,526
				262,111		
15.033	DOI,BIA	1544001 Duchesne County	DOT		-320	
				-320		
15.159	Cultural Resources Management	VARIOUS	SUU		21,056	
				21,056		
15.224	Cultural and Paleontological Resources Management	VARIOUS	SUU		68,685	
15.224	Cultural and Paleontological Resources Management	VARIOUS	DNR		115,948	
15.224	Cultural and Paleontological Resources Management	VARIOUS	DHA		132,400	45,427
				317,033		
15.225	Recreation Resource Management	VARIOUS	USU		261	
15.225	Recreation Resource Management	VARIOUS	DNR		27,155	
15.225	Recreation Resource Management	VARIOUS	SUU		75,607	
				103,023		
15.228	BLM Wildland Urban Interface Community Fire Assistance	VARIOUS	DNR		14,964	
				14,964		
15.231	Fish, Wildlife and Plant Conservation Resource Management	VARIOUS	SUU		75,279	
15.231	Fish, Wildlife and Plant Conservation Resource Management	VARIOUS	DNR		11,122,477	
				11,197,756		
15.236	Environmental Quality and Protection Resource Management	VARIOUS	DEQ		84,415	
15.236	Environmental Quality and Protection Resource Management	VARIOUS	DNR		230,624	
				315,039		
15.237	Rangeland Resource Management	VARIOUS	USU		23,203	
				23,203		
15.238	Challenge Cost Share	VARIOUS	DNR		53,401	
				53,401		
15.243	BLM Youth Conservation	VARIOUS	USU		32,950	

**State of Utah**  
**Schedule of Expenditures of Federal Awards**  
**For the Year Ended June 30, 2019**

CFDA	Name	Award/Contract Name of Pass-through Entity	Agency	Program Total	Expenditures	Provided to Subrecipients
<b>OTHER PROGRAMS</b>						
15.243	BLM Youth Conservation	VARIOUS	SUU		336,927	
				<u>369,877</u>		
15.250	Regulation of Surface Coal Mining and Surface Effects of Underground Coal Mining	VARIOUS	DNR		1,884,368	
				<u>1,884,368</u>		
15.252	Abandoned Mine Land Reclamation (AMLR)	VARIOUS	DNR		4,078,833	
				<u>4,078,833</u>		
15.427	Federal Oil and Gas Royalty Management State and Tribal Coordination	VARIOUS	TAX		521,125	
				<u>521,125</u>		
15.503	B.O.R. - Olsen Neihart	09PG490017	DEQ		513	
				<u>513</u>		
15.504	Diamond Fork Mitiagation Project	11-FC-UT-1810	DNR		13,771	
15.504	Native Cutthroat Trout conservation	15FC-UT-2070	DNR		14,624	
15.504	Provo River Restoration PRRP	10-FC-UT-1670	DNR		57,818	
15.504	Admin and Management	10-FC-UT-1660	DNR		86,893	
15.504	Utah Lake Wetland Preserve/Juab Co	10-FC-UT-1650	DNR		278,582	
				<u>451,688</u>		
15.509	BOR/COLORADO RIVER BASIN SALINITY	R16AC0023	DAG		347,894	270,820
				<u>347,894</u>		
15.511	BOR Data Sharing	R16AC00094	DHA		5,015	
15.511	CURATION OF BOR COLLECTIONS	R16AP00020	UOU		26,743	
				<u>31,758</u>		
15.517	Native Species Conservation	VARIOUS	DNR		330,866	
				<u>330,866</u>		
15.524	BOR Echo	R18AP00051	DNR		154,185	
				<u>154,185</u>		
15.529	San Juan Non-native Lower San Juan	R13AC40007	DNR		1,253	
15.529	San Juan Non-native Lower San Juan	R18AC00053	DNR		31,191	
15.529	Razor Back Sucker	R16AP00164	DNR		248,292	
15.529	Upper Colorado River Recovery	R14AP00007	DNR		1,126,669	
				<u>1,407,405</u>		
15.535	Upper Colorado River Basin Fish and Wildlife Mitigation	VARIOUS	DNR		184,983	
				<u>184,983</u>		

**State of Utah**  
**Schedule of Expenditures of Federal Awards**  
**For the Year Ended June 30, 2019**

CFDA	Name	Award/Contract Name of Pass-through Entity	Agency	Program Total	Expenditures	Provided to Subrecipients
<b>OTHER PROGRAMS</b>						
15.608	Fish and Wildlife Management Assistance	VARIOUS	DNR		215,380	
				<u>215,380</u>		
15.615	Cooperative Endangered Species Conservation Fund	VARIOUS	WSU		532	
15.615	Cooperative Endangered Species Conservation Fund	VARIOUS	DNR		51,750	
				<u>52,282</u>		
15.628	Multistate Conservation Grant	VARIOUS	DNR		24,000	
				<u>24,000</u>		
15.634	State Wildlife Grants	VARIOUS	DNR		732,359	
				<u>732,359</u>		
15.642	Challenge Cost Share	VARIOUS	DNR		1,135	
				<u>1,135</u>		
15.652	Invasive Species	VARIOUS	DNR		18,955	
				<u>18,955</u>		
15.655	Migratory Bird Monitoring, Assessment and Conservation	VARIOUS	DNR		33,311	
				<u>33,311</u>		
15.657	Endangered Species Conservation Recovery Implementation Funds	VARIOUS	DNR		22,676	
				<u>22,676</u>		
15.670	Adaptive Science	VARIOUS	DNR		231,840	
				<u>231,840</u>		
15.678	Cooperative Ecosystem Studies Units	VARIOUS	UOU		5,114	
				<u>5,114</u>		
15.807	Earthquake Hazards Reduction Program	VARIOUS	DNR		56,133	
15.807	Earthquake Hazards Reduction Program	VARIOUS	UOU		885,765	
				<u>941,898</u>		
15.808	U.S. Geological Survey_ Research and Data Collection	VARIOUS	DNR		12,040	
				<u>12,040</u>		
15.810	National Cooperative Geologic Mapping	VARIOUS	SUU		6,115	
15.810	National Cooperative Geologic Mapping	VARIOUS	DNR		145,354	
				<u>151,469</u>		
15.814	National Geological and Geophysical Data Preservation	VARIOUS	DNR		61,802	
				<u>61,802</u>		
15.817	National Geospatial Program: Building The National Map	VARIOUS	DTS		654,395	
				<u>654,395</u>		

**State of Utah**  
**Schedule of Expenditures of Federal Awards**  
**For the Year Ended June 30, 2019**

CFDA	Name	Award/Contract Name of Pass-through Entity	Agency	Program Total Expenditures	Provided to Subrecipients
<b>OTHER PROGRAMS</b>					
15.818	Volcano Hazards Program Research and Monitoring	VARIOUS	UOU	312,767	
				<u>312,767</u>	
15.904	Historic Preservation Fund Grants-In-Aid	VARIOUS	DHA	774,716	144,899
				<u>774,716</u>	
15.916	Outdoor Recreation_Acquisition, Development and Planning	VARIOUS	DNR	66,000	
				<u>66,000</u>	
15.922	Native American Graves Protection and Repatriation Act	VARIOUS	UOU	13,654	
				<u>13,654</u>	
15.931	Conservation Activities by Youth Service Organizations	VARIOUS	USU	172,123	
				<u>172,123</u>	
15.945	Cooperative Research and Training Programs – Resources of the National Park System	VARIOUS	DNR	5,300	
15.945	Cooperative Research and Training Programs – Resources of the National Park System	VARIOUS	UOU	63,562	
15.945	Cooperative Research and Training Programs – Resources of the National Park System	VARIOUS	DSU	140,040	
15.945	Cooperative Research and Training Programs – Resources of the National Park System	VARIOUS	SUU	532,520	
				<u>741,422</u>	
15.954	National Park Service Conservation, Protection, Outreach, and Education	VARIOUS	DNR	21,685	
				<u>21,685</u>	
15.980	National Ground-Water Monitoring Network	VARIOUS	DNR	23,407	
				<u>23,407</u>	
Subtotal – Interior, Department of the				<u>27,355,191</u>	<u>627,672</u>
<b>JUSTICE, DEPARTMENT OF</b>					
16	Department of Justice	VARIOUS	INS	-39	
16	RIC-AAU TRAFFICKING	VARIOUS ASIAN ASSOCIATION OF UTAH	UOU	1,621	
16	Department of Justice	VARIOUS	AG	3,242	
16	Department of Justice	VARIOUS	DPS	4,944	3,744
16	Western Regional Children's Advocacy Center Chapter Capacity Impact Stipend	Training Grant Western Regional Advocacy Center	AG	15,000	
16	District Attorney, NYC/Sexual Assault Backlog Elimination Program	5DA02-30-01 District Attorney, New York City	DPS	163,185	
16	Department of Justice	VARIOUS	UNG	6,234,372	
				<u>6,422,325</u>	



**State of Utah**  
**Schedule of Expenditures of Federal Awards**  
**For the Year Ended June 30, 2019**

CFDA	Name	Award/Contract Name of Pass-through Entity	Agency	Program Total	Expenditures	Provided to Subrecipients
<b>OTHER PROGRAMS</b>						
16.017	Sexual Assault Services Formula Program	VARIOUS	GOV		377,701	360,061
				<u>377,701</u>		
16.320	AAU TIP	VARIOUS ASIAN ASSOCIATION OF UTAH	UOU		2,607	
16.320	Services for Trafficking Victims	VARIOUS	AG		320,052	
				<u>322,659</u>		
16.525	Grants to Reduce Domestic Violence, Dating Violence, Sexual Assault, and Stalking on Campus	VARIOUS	USU		60,642	
				<u>60,642</u>		
16.529	Education, Training, and Enhanced Services to End Violence Against and Abuse of Women with Disabilities	VARIOUS	DHS		37,606	1,774
				<u>37,606</u>		
16.540	Juvenile Justice and Delinquency Prevention_Allocation to States	VARIOUS	GOV		414,794	172,418
				<u>414,794</u>		
16.543	Missing Children's Assistance	VARIOUS	AG		345,620	
				<u>345,620</u>		
16.550	State Justice Statistics Program for Statistical Analysis Centers	VARIOUS	GOV		273,203	260,171
				<u>273,203</u>		
16.575	Crime Victim Assistance	VARIOUS	GOV		18,621,030	17,139,884
				<u>18,621,030</u>		
16.576	Crime Victim Compensation	VARIOUS	GOV		2,774,223	
				<u>2,774,223</u>		
16.582	Innovative Remedies to Reduce Elder Abuse and Financial Exploitation	2017-VF-GX-K141 Utah Legal Services Inc	DHS		40,262	40,262
16.582	Crime Victim Assistance/Discretionary Grants	VARIOUS	GOV		127,044	
				<u>167,306</u>		
16.585	Drug Court Discretionary Grant Program	VARIOUS	DHS		448,991	374,321
				<u>448,991</u>		
16.588	Violence Against Women Formula Grants	VARIOUS	GOV		1,383,385	1,175,290
				<u>1,383,385</u>		
16.593	Residential Substance Abuse Treatment for State Prisoners	VARIOUS	GOV		138,918	132,874
				<u>138,918</u>		
16.606	State Criminal Alien Assistance Program	VARIOUS	DOC		415,281	
				<u>415,281</u>		
16.726	4-H Mentoring NMP Lead Advisor	2018-JU-FX-0005 National 4-H Council	USU		37	

**State of Utah**  
**Schedule of Expenditures of Federal Awards**  
**For the Year Ended June 30, 2019**

CFDA	Name	Award/Contract Name of Pass-through Entity	Agency	Program Total	Expenditures	Provided to Subrecipients
<b>OTHER PROGRAMS</b>						
16.726	National Mentoring Program VII	2016-JU-FX-0022 National 4-H Council	USU		7,995	
16.726	4-H Health Rocks! Mentoring Pi	2018-JU-FX-0005 (SUB) National 4-H Council	USU		11,860	
16.726	National Mentoring Program 9	2018-JU-FX-0005 (SUB) National 4-H Council	USU		20,942	
16.726	National Mentoring Program VII	2017-JU-FX-0016 National 4-H Council	USU		34,302	
16.726	4-H Mentoring - NMP Lead Advis	FFY16 2017-FX-00162 National 4-H Council	USU		42,959	
16.726	Juvenile Mentoring Program	VARIOUS	USU		292,561	
				<u>410,656</u>		
16.734	Special Data Collections and Statistical Studies	VARIOUS	DPS		11,134	
				<u>11,134</u>		
16.738	Edward Byrne Memorial Justice Assistance Grant Program	VARIOUS	GOV		654,274	566,023
				<u>654,274</u>		
16.741	DNA Backlog Reduction Program	VARIOUS	DPS		560,353	
				<u>560,353</u>		
16.742	Paul Coverdell Forensic Sciences Improvement Grant Program	VARIOUS	DPS		230,159	38,348
				<u>230,159</u>		
16.751	Edward Byrne Memorial Competitive Grant Program	VARIOUS	GOV		76,064	76,064
				<u>76,064</u>		
16.754	Harold Rogers Prescription Drug Monitoring Program	VARIOUS	DOH		38,593	
				<u>38,593</u>		
16.758	OJJDP FY17 Victims of Child Abuse (VOCA) Children's Advocacy Centers National Subgrants Program	2015-CI-FX-K001 National Children's Alliance	AG		147,410	84,000
				<u>147,410</u>		
16.812	Second Chance Act Reentry Initiative	VARIOUS	DOC		190,321	
16.812	Second Chance Act Reentry Initiative	VARIOUS	DHS		360,259	
				<u>550,580</u>		
16.813	NICS Act Record Improvement Program	VARIOUS	GOV		682,500	682,500
				<u>682,500</u>		
16.816	John R. Justice Prosecutors and Defenders Incentive Act	VARIOUS	AG		73,053	
				<u>73,053</u>		
16.833	National Sexual Assault Kit Initiative	VARIOUS	GOV		985,894	871,986
				<u>985,894</u>		
16.922	Equitable Sharing Program	VARIOUS	AG		34,313	

**State of Utah**  
**Schedule of Expenditures of Federal Awards**  
**For the Year Ended June 30, 2019**

CFDA	Name	Award/Contract Name of Pass-through Entity	Agency	Program Total	Expenditures	Provided to Subrecipients
<b>OTHER PROGRAMS</b>						
16.922	Equitable Sharing Program	VARIOUS	DPS		60,474	36,169
				<u>94,787</u>		
			Subtotal – Justice, Department of		<u>36,719,141</u>	<u>22,015,889</u>
<b>LABOR, DEPARTMENT OF</b>						
17	Department of Labor	VARIOUS	UOU		56,295	
				<u>56,295</u>		
17.002	Labor Force Statistics	VARIOUS	DWS		1,087,599	
				<u>1,087,599</u>		
17.005	Compensation and Working Conditions	VARIOUS	LBR		96,793	
				<u>96,793</u>		
17.225	Unemployment Insurance	VARIOUS	DWS		27,725,104	
17.225	STATE FUNDED UNEMPLOYMENT EXPENDITURES UI	VARIOUS	DWS		152,196,569	
				<u>179,921,673</u>		
17.235	Senior Community Service Employment Program	VARIOUS	DHS		474,047	435,547
				<u>474,047</u>		
17.245	Trade Adjustment Assistance	VARIOUS	DWS		957,753	
				<u>957,753</u>		
17.271	Work Opportunity Tax Credit Program (WOTC)	VARIOUS	DWS		156,505	
				<u>156,505</u>		
17.273	Temporary Labor Certification for Foreign Workers	VARIOUS	DWS		52,991	
				<u>52,991</u>		
17.274	Youthbuild	VARIOUS	OWATC		573,514	
				<u>573,514</u>		
17.282	Trade Adjustment Assistance Community College and Career Training (TAACCCT) Grants	VARIOUS	SLCC		168,245	
				<u>168,245</u>		
17.285	Apprenticeship USA Grants	VARIOUS	DWS		54,787	
				<u>54,787</u>		
17.503	Occupational Safety and Health_State Program	VARIOUS	LBR		1,528,800	
				<u>1,528,800</u>		
17.504	Consultation Agreements	VARIOUS	LBR		659,973	
				<u>659,973</u>		
17.600	Mine Health and Safety Grants	VARIOUS	USU		225,270	
				<u>225,270</u>		

**State of Utah**  
**Schedule of Expenditures of Federal Awards**  
**For the Year Ended June 30, 2019**

CFDA	Name	Award/Contract Name of Pass-through Entity	Agency	Program Total	Expenditures	Provided to Subrecipients
<b>OTHER PROGRAMS</b>						
Subtotal – Labor, Department of					<u>186,014,245</u>	<u>435,547</u>
<b>NATIONAL AERONAUTICS AND SPACE ADMINISTRATION</b>						
43	National Aeronautics and Space Administration	VARIOUS	UOU		15,560	
43	National Aeronautics and Space Administration	VARIOUS	SUU		24,394	
					<u>39,954</u>	
43.001	Science	VARIOUS	WSU		13,538	
43.001	Science	VARIOUS	USU		54,529	
					<u>68,067</u>	
43.003	Creative 3D Plant Optimization	XHAB 2018-11 National Space Grant Foundation	USU		11,168	
					<u>11,168</u>	
43.008	Education	VARIOUS	UOU		657,116	519,045
					<u>657,116</u>	
43.009	Cross Agency Support	VARIOUS	USU		-6,000	
					<u>-6,000</u>	
43.012	Space Technology	VARIOUS	UOU		61,707	
					<u>61,707</u>	
Subtotal – National Aeronautics and Space Administration					<u>832,012</u>	<u>519,045</u>
<b>NATIONAL ARCHIVES AND RECORDS ADMINISTRATION</b>						
89.003	National Historical Publications and Records Grants	VARIOUS	DAS		33,687	
					<u>33,687</u>	
Subtotal – National Archives and Records Administration					<u>33,687</u>	
<b>NUCLEAR REGULATORY COMMISSION</b>						
77.008	U.S. Nuclear Regulatory Commission Scholarship and Fellowship Program	VARIOUS	UOU		105,704	
					<u>105,704</u>	
Subtotal – Nuclear Regulatory Commission					<u>105,704</u>	
<b>SECURITIES AND EXCHANGE COMMISSION</b>						
58	Securities and Exchange Commission	VARIOUS	WSU		229,562	
					<u>229,562</u>	
Subtotal – Securities and Exchange Commission					<u>229,562</u>	
<b>SMALL BUSINESS ADMINISTRATION</b>						
59.037	Small Business Development Centers	VARIOUS	USU		950,077	677,869
					<u>950,077</u>	
Subtotal – Small Business Administration					<u>950,077</u>	<u>677,869</u>

**State of Utah**  
**Schedule of Expenditures of Federal Awards**  
**For the Year Ended June 30, 2019**

CFDA	Name	Award/Contract Name of Pass-through Entity	Agency	Program Total Expenditures	Provided to Subrecipients
<b>OTHER PROGRAMS</b>					
<b>SOCIAL SECURITY ADMINISTRATION</b>					
96	Social Security Administration	VARIOUS	DWS	2,709,741	127,593
				<u>2,709,741</u>	
96.008	Social Security - Work Incentives Planning and Assistance Program	VARIOUS	DWS	110,000	
				<u>110,000</u>	
Subtotal – Social Security Administration				<u>2,819,741</u>	<u>127,593</u>
<b>STATE, DEPARTMENT OF</b>					
19	FULBRIGHT STUDENT PROGRAM	3216UOU1.16.17 INSTITUTE OF INTERNATIONAL EDUCATION	UOU	553	
19	FULBRIGHT STUDENT PROGRAM	IIE0136 UTAH 1.1.18 INSTITUTE OF INTERNATIONAL EDUCATION	UOU	20,213	
				<u>20,766</u>	
19.009	UGRAD MARCH 2018	UGRAD PAKISTAN FY16-3062-01 INTL RESEARCH & EXCHANGES BOARD	UOU	77,060	
19.009	UGRAD SP19-FA19	UGRAD-PAKISTAN FY17 3073-01 INTL RESEARCH & EXCHANGES BOARD	UOU	114,574	
				<u>191,634</u>	
Subtotal – State, Department of				<u>212,400</u>	<u>10,400</u>
<b>TRANSPORTATION, DEPARTMENT OF</b>					
20	Department of Transportation	VARIOUS	UOU	1,396,191	10,400
				<u>1,396,191</u>	
20.106	Airport Improvement Program	VARIOUS	DOT	242,180	
				<u>242,180</u>	
20.200	Highway Research and Development Program	VARIOUS	DOT	36,750	
				<u>36,750</u>	
20.215	Highway Training and Education	VARIOUS	DOT	150,552	
				<u>150,552</u>	
20.218	Motor Carrier Safety Assistance	VARIOUS	DOT	2,706,344	
				<u>2,706,344</u>	
20.231	Performance and Registration Information Systems Management	VARIOUS	DOT	9,850	
				<u>9,850</u>	
20.232	Commercial Driver's License Program Improvement Grant	VARIOUS	DPS	5,706	
				<u>5,706</u>	
20.237	Motor Carrier Safety Assistance High Priority Activities Grants and Cooperative Agreements	VARIOUS	DOT	440,891	
				<u>440,891</u>	
20.509	Formula Grants for Rural Areas	VARIOUS	DOT	4,931,969	2,078,158

**State of Utah**  
**Schedule of Expenditures of Federal Awards**  
**For the Year Ended June 30, 2019**

CFDA	Name	Award/Contract Name of Pass-through Entity	Agency	Program Total	Expenditures	Provided to Subrecipients
<b>OTHER PROGRAMS</b>						
				<u>4,931,969</u>		
20.528	Rail Fixed Guideway Public Transportation System State Safety Oversight Formula Grant Program	VARIOUS	DOT		255,332	
				<u>255,332</u>		
20.614	National Highway Traffic Safety Administration (NHTSA) Discretionary Safety Grants	VARIOUS	DPS		110,644	
				<u>110,644</u>		
20.700	Pipeline Safety Program State Base Grant	VARIOUS	CRC		356,161	
				<u>356,161</u>		
20.703	Interagency Hazardous Materials Public Sector Training and Planning Grants	VARIOUS	DPS		306,431	37,311
				<u>306,431</u>		
Subtotal – Transportation, Department of					<u>10,949,001</u>	<u>2,125,869</u>
<b>TREASURY, DEPARTMENT OF THE</b>						
21	Department of the Treasury	VARIOUS	AG		15,458	
				<u>15,458</u>		
21.008	Low Income Taxpayer Clinics	VARIOUS	UOU		74,277	
				<u>74,277</u>		
Subtotal – Treasury, Department of the					<u>89,735</u>	
<b>VETERANS AFFAIRS, DEPARTMENT OF</b>						
64	Department of Veterans Affairs	VARIOUS	DSU		6,561	
64	Department of Veterans Affairs	VARIOUS	USU		45,501	
64	Department of Veterans Affairs	VARIOUS	DEQ		83,244	
64	Department of Veterans Affairs	VARIOUS	DVA		190,545	
64	Department of Veterans Affairs	VARIOUS	UOU		9,861,885	
				<u>10,187,736</u>		
64.012	Veterans Prescription Service	VARIOUS	DVA		238,402	
				<u>238,402</u>		
64.015	Veterans State Nursing Home Care	VARIOUS	DVA		35,580,911	
				<u>35,580,911</u>		
64.034	VA Assistance to United States Paralympic Integrated Adaptive Sports Program	VARIOUS	UOU		75,777	
				<u>75,777</u>		
64.101	Burial Expenses Allowance for Veterans	VARIOUS	DVA		330,369	
				<u>330,369</u>		
Subtotal – Veterans Affairs, Department of					<u>46,413,195</u>	

**State of Utah**  
**Schedule of Expenditures of Federal Awards**  
**For the Year Ended June 30, 2019**

CFDA	Name	Award/Contract Name of Pass-through Entity	Agency	Program Total	Expenditures	Provided to Subrecipients
<b>OTHER PROGRAMS</b>						
<b>VIETNAM EDUCATION FOUNDATION</b>						
85.802	Fellowship Program	VARIOUS	UOU		2,250	
				<u>2,250</u>		
					<u>2,250</u>	
					Subtotal – Vietnam Education Foundation	<u>2,250</u>
					<b>TOTAL FEDERAL EXPENDITURES</b>	<u><u>6,176,484,279</u></u>
						<u><u>696,962,103</u></u>

(This page intentionally left blank)



**SCHEDULE OF EXPENDITURES  
OF FEDERAL AWARDS**

**By State Agency**

- Primary Government Page 106
- Component Units Page 125

**State of Utah**  
**Schedule of Expenditures of Federal Awards By State Agency**  
**For the Year Ended June 30, 2019**

CFDA	Name	Award/Contract Name of Pass-through Entity	R&D	Expenditures	Provided to Subrecipients
<b>PRIMARY GOVERNMENT</b>					
<b>ADMINISTRATIVE SERVICES, DEPARTMENT OF</b>					
39.003	Donation of Federal Surplus Personal Property	VARIOUS		260,002	
89.003	National Historical Publications and Records Grants	VARIOUS		33,687	
Subtotal – Administrative Services, Department Of				293,689	
<b>AGRICULTURE AND FOOD, DEPARTMENT OF</b>					
10.025	Plant and Animal Disease, Pest Control, and Animal Care	VARIOUS		541,894	
10.069	Conservation Reserve Program	VARIOUS		312,007	
10.162	Inspection Grading and Standardization	VARIOUS		204,169	
10.163	Market Protection and Promotion	VARIOUS		152,206	
10.170	Specialty Crop Block Grant Program - Farm Bill	VARIOUS		241,152	262,625
10.435	State Mediation Grants	VARIOUS		8,455	
10.475	Cooperative Agreements with States for Intrastate Meat and Poultry Inspection	VARIOUS		1,350,098	
10.703	Cooperative Fire Protection Agreement	VARIOUS		69,000	
10.902	Soil and Water Conservation	VARIOUS		8,548	
10.912	Environmental Quality Incentives Program	VARIOUS		13,480	
10.923	Emergency Watershed Protection Program	VARIOUS		-22,623	
10.924	Conservation Stewardship Program	VARIOUS		113,201	
15	Department of the Interior	VARIOUS		163,750	166,526
15.509	BOR/COLORADO RIVER BASIN SALINITY	R16AC0023		347,894	270,820
66.700	Consolidated Pesticide Enforcement Cooperative Agreements	VARIOUS		455,940	
93	Department of Health and Human Services	VARIOUS		8,961	
93.103	Food and Drug Administration_Research	VARIOUS		1,211,092	
93.449	Ruminant Feed Ban Support Project	VARIOUS		29,533	
Subtotal – Agriculture And Food, Department Of				5,208,757	699,971
<b>ATTORNEY GENERAL</b>					
16	Department of Justice	VARIOUS		3,242	

**State of Utah**  
**Schedule of Expenditures of Federal Awards By State Agency**  
**For the Year Ended June 30, 2019**

CFDA	Name	Award/Contract		R&D	Expenditures	Provided to Subrecipients
		Name of Pass-through Entity				
<b>PRIMARY GOVERNMENT</b>						
16	Western Regional Children's Advocacy Center Chapter Capacity Impact Stipend	Training Grant	Western Regional Advocacy Center		15,000	
16.320	Services for Trafficking Victims	VARIOUS			320,052	
16.543	Missing Children's Assistance	VARIOUS			345,620	
16.758	OJJDP FY17 Victims of Child Abuse (VOCA) Children's Advocacy Centers National Subgrants Program	2015-CI-FX-K001	National Children's Alliance		147,410	84,000
16.816	John R. Justice Prosecutors and Defenders Incentive Act	VARIOUS			73,053	
16.922	Equitable Sharing Program	VARIOUS			34,313	
21	Department of the Treasury	VARIOUS			15,458	
93.643	Children's Justice Grants to States	VARIOUS			209,998	
93.775	State Medicaid Fraud Control Units	VARIOUS			1,595,565	
Subtotal – Attorney General					2,759,711	84,000
<b>COMMERCE, DEPARTMENT OF</b>						
20.700	Pipeline Safety Program State Base Grant	VARIOUS			356,161	
Subtotal – Commerce, Department Of					356,161	
<b>CORRECTIONS, DEPARTMENT OF</b>						
16.606	State Criminal Alien Assistance Program	VARIOUS			415,281	
16.812	Second Chance Act Reentry Initiative	VARIOUS			190,321	
Subtotal – Corrections, Department Of					605,602	
<b>EDUCATION, UTAH STATE BOARD OF</b>						
10.178	Trade Mitigation Program Eligible Recipient Agency Operational Funds	VARIOUS			130,000	130,000
10.534	CACFP Meal Service Training Grants	VARIOUS			18,179	
10.553	School Breakfast Program	VARIOUS			22,758,279	22,758,279
10.555	National School Lunch Program	In-kind Commodities			14,462,339	14,462,339
10.555	National School Lunch Program	VARIOUS			126,438,303	126,143,252
10.556	Special Milk Program for Children	VARIOUS			30,252	30,252
10.558	Child and Adult Care Food Program	VARIOUS			2,341,945	2,341,945
10.559	Summer Food Service Program for Children	VARIOUS			711,711	688,885

**State of Utah**  
**Schedule of Expenditures of Federal Awards By State Agency**  
**For the Year Ended June 30, 2019**

CFDA	Name	Award/Contract	R&D	Expenditures	Provided to Subrecipients
		Name of Pass-through Entity			
<b>PRIMARY GOVERNMENT</b>					
10.560	State Administrative Expenses for Child Nutrition	VARIOUS		2,440,974	
10.568	Emergency Food Assistance Program (Administrative Costs)	VARIOUS		1,577,501	1,577,501
10.569	Emergency Food Assistance Program (Food Commodities)	VARIOUS		2,653,839	2,653,839
10.579	Child Nutrition Discretionary Grants Limited Availability	VARIOUS		190,327	190,327
10.582	Fresh Fruit and Vegetable Program	VARIOUS		2,582,192	2,582,192
84	Department of Education	VARIOUS		192,136	
84.002	Adult Education - Basic Grants to States	VARIOUS		3,769,388	3,093,640
84.010	Title I Grants to Local Educational Agencies	VARIOUS		57,088,579	55,895,265
84.011	Migrant Education_State Grant Program	VARIOUS		1,152,030	952,324
84.013	Title I State Agency Program for Neglected and Delinquent Children and Youth	VARIOUS		925,435	720,183
84.027	Special Education_Grants to States	VARIOUS		78,694,249	71,813,312
84.048	Career and Technical Education -- Basic Grants to States	VARIOUS		11,110,970	9,791,415
84.144	Migrant Education_Coordination Program	VARIOUS		78,206	
84.173	Special Education_Preschool Grants	VARIOUS		2,669,888	2,669,888
84.196	Education for Homeless Children and Youth	VARIOUS		313,976	217,590
84.206	Javits Gifted and Talented Students Education	VARIOUS		26,396	
84.287	Twenty-First Century Community Learning Centers	VARIOUS		5,225,138	4,875,860
84.323	Special Education - State Personnel Development	VARIOUS		741,428	341,125
84.325	CEEDAR	H325A120003 University of Florida		1,705	1,705
84.326	Special Education_Technical Assistance and Dissemination to Improve Services and Results for Children with Disabilities	VARIOUS		98,845	
84.358	Rural Education	VARIOUS		179,480	174,337
84.365	English Language Acquisition State Grants	VARIOUS		2,966,870	2,798,780
84.366	Mathematics and Science Partnerships	VARIOUS		201,210	199,796
84.367	Supporting Effective Instruction State Grants	VARIOUS		10,572,465	10,236,960
84.369	Grants for State Assessments and Related Activities	VARIOUS		4,956,869	

**State of Utah**  
**Schedule of Expenditures of Federal Awards By State Agency**  
**For the Year Ended June 30, 2019**

CFDA	Name	Award/Contract	R&D	Expenditures	Provided to Subrecipients
		Name of Pass-through Entity			
<b>PRIMARY GOVERNMENT</b>					
84.372	Statewide Longitudinal Data Systems	VARIOUS		1,246,372	
84.377	School Improvement Grants	VARIOUS		1,299,330	1,246,248
84.424	Student Support and Academic Enrichment Program	VARIOUS		1,579,926	1,538,905
93.243	Substance Abuse and Mental Health Services Projects of Regional and National Significance	VARIOUS		354,701	146,219
Subtotal – Education, Utah State Board Of				<u>361,781,433</u>	<u>340,272,363</u>
<b>ENVIRONMENTAL QUALITY, DEPARTMENT OF</b>					
12.113	State Memorandum of Agreement Program for the Reimbursement of Technical Services	VARIOUS		635,798	
12.630	ECOS	ITRC-16-UT Environmental Council of States		5,000	
15.236	Environmental Quality and Protection Resource Management	VARIOUS		84,415	
15.503	B.O.R. - Olsen Neihart	09PG490017		513	
64	Department of Veterans Affairs	VARIOUS		83,244	
66.034	Surveys, Studies, Research, Investigations, Demonstrations, and Special Purpose Activities Relating to the Clean Air Act	VARIOUS		582,940	
66.039	National Clean Diesel Emissions Reduction Program	VARIOUS		1,521,927	681,026
66.040	State Clean Diesel Grant Program	VARIOUS		211,475	
66.202	Congressionally Mandated Projects	VARIOUS		6,451,393	364,553
66.419	Water Pollution Control State, Interstate, and Tribal Program Support	VARIOUS		732,609	
66.454	Water Quality Management Planning	VARIOUS		102,555	
66.458	Capitalization Grants for Clean Water State Revolving Funds	VARIOUS		2,487,078	2,235,800
66.460	Nonpoint Source Implementation Grants	VARIOUS		1,085,247	192,309
66.461	Regional Wetland Program Development Grants	VARIOUS		110,927	
66.468	Capitalization Grants for Drinking Water State Revolving Funds	VARIOUS		8,567,155	5,821,600
66.605	Performance Partnership Grants	VARIOUS		6,104,161	106,968
66.608	Environmental Information Exchange Network Grant Program and Related Assistance	VARIOUS		177,669	
66.802	Superfund State, Political Subdivision, and Indian Tribe Site-Specific Cooperative Agreements	VARIOUS		1,154,097	
66.804	Underground Storage Tank Prevention, Detection and Compliance Program	VARIOUS		329,332	

**State of Utah**  
**Schedule of Expenditures of Federal Awards By State Agency**  
**For the Year Ended June 30, 2019**

CFDA	Name	Award/Contract Name of Pass-through Entity	R&D	Expenditures	Provided to Subrecipients
<b>PRIMARY GOVERNMENT</b>					
66.805	Leaking Underground Storage Tank Trust Fund Corrective Action Program	VARIOUS		672,846	
66.813	ECOS	ITRC-16-UT Environmental Council of States		5,000	
66.817	State and Tribal Response Program Grants	VARIOUS		442,834	
81.104	Environmental Remediation and Waste Processing and Disposal	VARIOUS		1,701	
81.106	Waste Isolation Pilot Plant	30-312-08 WIPP Western Governor's Association		113,062	
81.136	Long-Term Surveillance and Maintenance	VARIOUS		12,481	
81.502	ECOS	ITRC-16-UT Environmental Council of States		5,000	
		Subtotal – Environmental Quality, Department Of		31,680,459	9,402,256
<b>GOVERNOR'S OFFICE</b>					
16.017	Sexual Assault Services Formula Program	VARIOUS		377,701	360,061
16.540	Juvenile Justice and Delinquency Prevention_Allocation to States	VARIOUS		414,794	172,418
16.550	State Justice Statistics Program for Statistical Analysis Centers	VARIOUS		273,203	260,171
16.575	Crime Victim Assistance	VARIOUS		18,621,030	17,139,884
16.576	Crime Victim Compensation	VARIOUS		2,774,223	
16.582	Crime Victim Assistance/Discretionary Grants	VARIOUS		127,044	
16.588	Violence Against Women Formula Grants	VARIOUS		1,383,385	1,175,290
16.593	Residential Substance Abuse Treatment for State Prisoners	VARIOUS		138,918	132,874
16.738	Edward Byrne Memorial Justice Assistance Grant Program	VARIOUS		654,274	566,023
16.751	Edward Byrne Memorial Competitive Grant Program	VARIOUS		76,064	76,064
16.813	NICS Act Record Improvement Program	VARIOUS		682,500	682,500
16.833	National Sexual Assault Kit Initiative	VARIOUS		985,894	871,986
81.041	State Energy Program	VARIOUS		1,666,207	
90.401	Help America Vote Act Requirements Payments	VARIOUS		233,523	233,523
		Subtotal – Governor's Office		28,408,760	21,670,794
<b>GOVERNOR'S OFFICE OF ECONOMIC DEVELOPMENT</b>					
12.002	Procurement Technical Assistance For Business Firms	VARIOUS		407,285	

**State of Utah**  
**Schedule of Expenditures of Federal Awards By State Agency**  
**For the Year Ended June 30, 2019**

CFDA	Name	Award/Contract		R&D	Expenditures	Provided to Subrecipients
		Name of Pass-through Entity				
<b>PRIMARY GOVERNMENT</b>						
47.076	Education and Human Resources	VARIOUS		R&D	70,675	
Subtotal – Governor's Office Of Economic Development					477,960	
<b>GOVERNOR'S OFFICE OF ENERGY</b>						
12.610	Community Economic Adjustment Assistance for Compatible Use and Joint Land Use Studies	VARIOUS			377,136	377,136
81.041	State Energy Program	VARIOUS			576,514	173,525
81.119	State Energy Program Special Projects	VARIOUS			59,975	53,029
Subtotal – Governor's Office Of Energy					1,013,625	603,690
<b>HEALTH, DEPARTMENT OF</b>						
10.557	Special Supplemental Nutrition Program for Women, Infants, and Children	VARIOUS			34,587,761	32,265,267
10.565	Commodity Supplemental Food Program	VARIOUS			203,740	
10.578	WIC Grants to States (WGS)	VARIOUS			2,457,881	77,349
16.754	Harold Rogers Prescription Drug Monitoring Program	VARIOUS			38,593	
84.181	Special Education-Grants for Infants and Families	VARIOUS			5,726,300	4,841,422
93	Department of Health and Human Services	VARIOUS			174,018	
93.065	Laboratory Leadership, Workforce Training and Management Development, Improving Public Health Laboratory Infrastructure	VARIOUS			261,900	
93.068	Chronic Diseases: Research, Control, and Prevention	VARIOUS			128,847	
93.069	Public Health Emergency Preparedness	VARIOUS			6,793,782	4,479,315
93.070	Environmental Public Health and Emergency Response	VARIOUS			2,278,643	9,141
93.073	Birth Defects and Developmental Disabilities - Prevention and Surveillance	VARIOUS			317,535	
93.074	Hospital Preparedness Program (HPP) and Public Health Emergency Preparedness (PHEP) Aligned Cooperative Agreements	VARIOUS			2,429,730	1,626,970
93.079	Cooperative Agreements to Promote Adolescent Health through School-Based HIV/STD Prevention and School-Based Surveillance	VARIOUS			95,160	
93.092	Affordable Care Act (ACA) Personal Responsibility Education Program	VARIOUS			664,532	524,026
93.110	Maternal and Child Health Federal Consolidated Programs	VARIOUS			508,035	134,199
93.116	Project Grants and Cooperative Agreements for Tuberculosis Control Programs	VARIOUS			354,872	192,481
93.127	Emergency Medical Services for Children	VARIOUS			105,723	45,075

**State of Utah**  
**Schedule of Expenditures of Federal Awards By State Agency**  
**For the Year Ended June 30, 2019**

CFDA	Name	Award/Contract	R&D	Expenditures	Provided to Subrecipients
		Name of Pass-through Entity			
<b>PRIMARY GOVERNMENT</b>					
93.130	Cooperative Agreements to States/Territories for the Coordination and Development of Primary Care Offices	VARIOUS		164,346	
93.136	Injury Prevention and Control Research and State and Community Based Programs	VARIOUS		4,551,253	686,327
93.184	Disabilities Prevention	VARIOUS		156,704	
93.234	Traumatic Brain Injury State Demonstration Grant Program	VARIOUS		86,632	
93.235	Affordable Care Act (ACA) Abstinence Education Program	VARIOUS		424,687	376,344
93.240	State Capacity Building	VARIOUS		195,815	
93.241	State Rural Hospital Flexibility Program	VARIOUS		485,983	212,545
93.251	Universal Newborn Hearing Screening	VARIOUS		273,792	10,824
93.268	Immunization Cooperative Agreements	VARIOUS		29,369,038	27,279,324
93.270	Adult Viral Hepatitis Prevention and Control	VARIOUS		116,192	
93.283	Centers for Disease Control and Prevention_ Investigations and Technical Assistance	VARIOUS		575,583	128,919
93.296	State Partnership Grant Program to Improve Minority Health	VARIOUS		181,156	32,550
93.301	Small Rural Hospital Improvement Grant Program	VARIOUS		238,670	206,925
93.305	National State Based Tobacco Control Programs	VARIOUS		962,889	529,527
93.314	Early Hearing Detection and Intervention Information System (EHDI-IS) Surveillance Program	VARIOUS		147,304	
93.323	Epidemiology and Laboratory Capacity for Infectious Diseases (ELC)	VARIOUS		3,633,942	298,497
93.336	Behavioral Risk Factor Surveillance System	VARIOUS		332,371	
93.354	Public Health Emergency Response: Cooperative Agreement for Emergency Response: Public Health Crisis Response	VARIOUS		1,633,993	412,938
93.435	Innovative State and Local Public Health Strategies to prevent and Manage Diabetes and Heart Disease and Stroke-	VARIOUS		1,075,799	777,620
93.436	WELL-INTEGRATED SCREENING AND EVALUATION FOR WOMEN ACROSS THE NATION (WISEWOMAN)	VARIOUS		1,234,545	553,231
93.439	State Physical Activity and Nutrition (SPAN	VARIOUS		597,097	160,654
93.511	Affordable Care Act (ACA) Grants to States for Health Insurance Premium Review	VARIOUS		89,659	



**State of Utah**  
**Schedule of Expenditures of Federal Awards By State Agency**  
**For the Year Ended June 30, 2019**

CFDA	Name	Award/Contract	R&D	Expenditures	Provided to Subrecipients
		Name of Pass-through Entity			
<b>PRIMARY GOVERNMENT</b>					
93.521	The Affordable Care Act: Building Epidemiology, Laboratory, and Health Information Systems Capacity in the Epidemiology and Laboratory Capacity for Infectious Disease (ELC) and Emerging Infections Program (EIP) Cooperative Agreements;PPHF	VARIOUS		178,086	17,680
93.576	Refugee and Entrant Assistance_Discretionary Grants	VARIOUS		74,849	74,868
93.734	Empowering Older Adults and Adults with Disabilities through Chronic Disease Self-Management Education Programs – financed by Prevention and Public Health Funds (PPHF)	VARIOUS		406,675	750
93.735	State Public Health Approaches for Ensuring Qitline Capacity – Funded in part by Prevention and Public Health Funds (PPHF)	VARIOUS		69,918	
93.757	State and Local Public Health Actions to Prevent Obesity, Diabetes, Heart Disease and Stroke (PPHF)	VARIOUS		3,211,057	933,345
93.761	Evidence-Based Falls Prevention Programs Financed Solely by Prevention and Public Health Funds (PPHF)	VARIOUS		189,409	46,594
93.767	Children's Health Insurance Program	VARIOUS		128,247,634	479,821
93.777	State Survey and Certification of Health Care Providers and Suppliers (Title XVIII) Medicare	VARIOUS		3,832,608	
93.778	Medical Assistance Program	VARIOUS		1,950,632,392	28,299,591
93.815	Domestic Ebola Supplement to the Epidemiology and Laboratory Capacity for Infectious Diseases (ELC).	VARIOUS		424,640	
93.817	Hospital Preparedness Program (HPP) Ebola Preparedness and Response Activities	VARIOUS		67,047	67,041
93.870	Maternal, Infant and Early Childhood Home Visiting Grant Program	VARIOUS		2,026,246	1,662,135
93.898	Cancer Prevention and Control Programs for State, Territorial and Tribal Organizations	VARIOUS		2,865,581	220,989
93.913	Grants to States for Operation of State Offices of Rural Health	VARIOUS		171,878	
93.917	HIV Care Formula Grants	VARIOUS		7,262,691	
93.940	HIV Prevention Activities_Health Department Based	VARIOUS		1,185,631	346,464
93.945	Assistance Programs for Chronic Disease Prevention and Control	VARIOUS		264,776	8,582
93.946	Cooperative Agreements to Support State-Based Safe Motherhood and Infant Health Initiative Programs	VARIOUS		249,142	
93.977	Preventive Health Services_Sexually Transmitted Diseases Control Grants	VARIOUS		753,964	243,273
93.991	Preventive Health and Health Services Block Grant	VARIOUS		1,651,685	1,268,228
93.994	Maternal and Child Health Services Block Grant to the States	VARIOUS		6,924,269	1,873,818

**State of Utah**  
**Schedule of Expenditures of Federal Awards By State Agency**  
**For the Year Ended June 30, 2019**

CFDA	Name	Award/Contract Name of Pass-through Entity	R&D	Expenditures	Provided to Subrecipients
<b>PRIMARY GOVERNMENT</b>					
Subtotal – Health, Department Of				2,214,344,680	111,404,649
<b>HERITAGE AND ARTS, DEPARTMENT OF</b>					
15.224	Cultural and Paleontological Resources Management	VARIOUS		132,400	45,427
15.511	BOR Data Sharing	R16AC00094		5,015	
15.904	Historic Preservation Fund Grants-In-Aid	VARIOUS		774,716	144,899
45	Federal Council on the Arts and the Humanities	VARIOUS		836,126	
45.025	Promotion of the Arts_Partnership Agreements	VARIOUS		878,828	813,379
45.310	Grants to States	VARIOUS		2,199,762	697,078
94.003	State Commissions	VARIOUS		183,024	5,000
94.006	AmeriCorps	VARIOUS		3,307,365	3,266,701
94.009	Training and Technical Assistance	VARIOUS		300,568	13,946
94.021	Volunteer Generation Fund	VARIOUS		38,573	
Subtotal – Heritage And Arts, Department Of				8,656,377	4,986,430
<b>HUMAN SERVICES, DEPARTMENT OF</b>					
16.529	Education, Training, and Enhanced Services to End Violence Against and Abuse of Women with Disabilities	VARIOUS		37,606	1,774
16.582	Innovative Remedies to Reduce Elder Abuse and Financial Exploitation	2017-VF-GX-K141 Utah Legal Services Inc		40,262	40,262
16.585	Drug Court Discretionary Grant Program	VARIOUS		448,991	374,321
16.812	Second Chance Act Reentry Initiative	VARIOUS		360,259	
17.235	Senior Community Service Employment Program	VARIOUS		474,047	435,547
93.041	Special Programs for the Aging_Title VII, Chapter 3_Programs for Prevention of Elder Abuse, Neglect, and Exploitation	VARIOUS		28,267	28,267
93.042	Special Programs for the Aging_Title VII, Chapter 2_Long Term Care Ombudsman Services for Older Individuals	VARIOUS		102,902	77,228
93.043	Special Programs for the Aging_Title III, Part D_Disease Prevention and Health Promotion Services	VARIOUS		134,081	134,081
93.044	Special Programs for the Aging_Title III, Part B_Grants for Supportive Services and Senior Centers	VARIOUS		2,436,079	2,345,269
93.045	Special Programs for the Aging_Title III, Part C_Nutrition Services	VARIOUS		4,700,980	4,238,929

**State of Utah**  
**Schedule of Expenditures of Federal Awards By State Agency**  
**For the Year Ended June 30, 2019**

CFDA	Name	Award/Contract		R&D	Expenditures	Provided to Subrecipients
		Name of Pass-through Entity				
<b>PRIMARY GOVERNMENT</b>						
93.048	Special Programs for the Aging_Title IV_and Title II_Discretionary Projects	VARIOUS			284,837	248,826
93.052	National Family Caregiver Support, Title III, Part E	VARIOUS			969,113	969,113
93.053	Nutrition Services Incentive Program	VARIOUS			1,400,001	1,400,001
93.071	Medicare Enrollment Assistance Program	VARIOUS			135,000	135,000
93.104	Comprehensive Community Mental Health Services for Children with Serious Emotional Disturbances (SED)	VARIOUS			681,713	
93.150	Projects for Assistance in Transition from Homelessness (PATH)	VARIOUS			587,691	
93.243	Substance Abuse and Mental Health Services_Projects of Regional and National Significance	VARIOUS			5,458,567	2,917,784
93.324	State Health Insurance Assistance Program	VARIOUS			432,874	305,440
93.556	Promoting Safe and Stable Families	VARIOUS			2,027,736	150,000
93.563	Child Support Enforcement	VARIOUS			20,006,385	
93.590	Community-Based Child Abuse Prevention Grants	VARIOUS			353,975	
93.599	Chafee Education and Training Vouchers Program (ETV)	VARIOUS			220,419	
93.603	Adoption and Legal Guardianship Incentive Payments	VARIOUS			775,706	
93.630	Developmental Disabilities Basic Support and Advocacy Grants	VARIOUS			710,329	10,078
93.631	Developmental Disabilities Projects of National Significance	VARIOUS			286,652	
93.645	Stephanie Tubbs Jones Child Welfare Services Program	VARIOUS			3,846,700	
93.658	Foster Care_Title IV-E	VARIOUS			34,480,368	
93.659	Adoption Assistance	VARIOUS			11,562,916	
93.667	Social Services Block Grant	VARIOUS			24,324,569	2,170,869
93.669	Child Abuse and Neglect State Grants	VARIOUS			457,496	
93.671	Family Violence Prevention and Services/Domestic Violence Shelter and Supportive Services	VARIOUS			1,268,745	
93.674	Chafee Foster Care Independence Program	VARIOUS			831,835	
93.732	Mental and Behavioral Health Education and Training Grants	VARIOUS			279,523	
93.788	Opioid STR	VARIOUS			7,966,844	5,462,410
93.958	Block Grants for Community Mental Health Services	VARIOUS			4,688,390	3,372,864

**State of Utah**  
**Schedule of Expenditures of Federal Awards By State Agency**  
**For the Year Ended June 30, 2019**

CFDA	Name	Award/Contract Name of Pass-through Entity	R&D	Expenditures	Provided to Subrecipients
<b>PRIMARY GOVERNMENT</b>					
93.959	Block Grants for Prevention and Treatment of Substance Abuse	VARIOUS		16,959,175	14,514,961
93.997	Assisted Outpatient Treatment	VARIOUS		776,643	633,866
Subtotal – Human Services, Department Of				150,537,676	39,966,890
<b>INSURANCE, DEPARTMENT OF</b>					
16	Department of Justice	VARIOUS		-39	
93.511	Affordable Care Act (ACA) Grants to States for Health Insurance Premium Review	VARIOUS		50,815	
93.881	The Health Insurance Enforcement and Consumer Protections Grant Program	VARIOUS		40,481	
Subtotal – Insurance, Department Of				91,257	
<b>JUDICIAL BRANCH</b>					
93.586	State Court Improvement Program	VARIOUS		504,066	
93.597	Grants to States for Access and Visitation Programs	VARIOUS		100,000	
Subtotal – Judicial Branch				604,066	
<b>LABOR COMMISSION</b>					
14.401	Fair Housing Assistance Program_State and Local	VARIOUS		274,800	
17.005	Compensation and Working Conditions	VARIOUS		96,793	
17.503	Occupational Safety and Health_State Program	VARIOUS		1,528,800	
17.504	Consultation Agreements	VARIOUS		659,973	
30.001	Employment Discrimination_Title VII of the Civil Rights Act of 1964	VARIOUS		363,178	
Subtotal – Labor Commission				2,923,544	
<b>NATURAL RESOURCES, DEPARTMENT OF</b>					
10	Department of Agriculture	VARIOUS		232,142	
10.664	Cooperative Forestry Assistance	VARIOUS		4,702,531	210,752
10.676	Forest Legacy Program	VARIOUS		67,187	
10.680	Forest Health Protection	VARIOUS		235,223	
10.691	Good Neighbor Authority	VARIOUS		195,184	
10.699	Partnership Agreements	VARIOUS		7,531	

**State of Utah**  
**Schedule of Expenditures of Federal Awards By State Agency**  
**For the Year Ended June 30, 2019**

CFDA	Name	Award/Contract	R&D	Expenditures	Provided to Subrecipients
		Name of Pass-through Entity			
<b>PRIMARY GOVERNMENT</b>					
10.902	Soil and Water Conservation	VARIOUS		630,508	
10.914	Wildlife Habitat Incentive Program	VARIOUS		70,602	
10.916	Watershed Rehabilitation Program	VARIOUS		1,580,647	
10.932	Regional Conservation Partnership Program	VARIOUS		776,604	
12.615	Research and Technical Assistance	VARIOUS		19,175	
15	Department of the Interior	VARIOUS		33,329	
15.224	Cultural and Paleontological Resources Management	VARIOUS		115,948	
15.225	Recreation Resource Management	VARIOUS		27,155	
15.228	BLM Wildland Urban Interface Community Fire Assistance	VARIOUS		14,964	
15.231	Fish, Wildlife and Plant Conservation Resource Management	VARIOUS		11,122,477	
15.236	Environmental Quality and Protection Resource Management	VARIOUS		230,624	
15.238	Challenge Cost Share	VARIOUS		53,401	
15.250	Regulation of Surface Coal Mining and Surface Effects of Underground Coal Mining	VARIOUS		1,884,368	
15.252	Abandoned Mine Land Reclamation (AMLR)	VARIOUS		4,078,833	
15.504	Diamond Fork Mitiagation Project	11-FC-UT-1810		13,771	
15.504	Native Cutthroat Trout conservation	15FC-UT-2070		14,624	
15.504	Provo River Restoration PRRP	10-FC-UT-1670		57,818	
15.504	Admin and Management	10-FC-UT-1660		86,893	
15.504	Utah Lake Wetland Preserve/Juab Co	10-FC-UT-1650		278,582	
15.517	Native Species Conservation	VARIOUS		330,866	
15.524	BOR Echo	R18AP00051		154,185	
15.529	San Juan Non-native Lower San Juan	R13AC40007		1,253	
15.529	San Juan Non-native Lower San Juan	R18AC00053		31,191	
15.529	Razor Back Sucker	R16AP00164		248,292	
15.529	Upper Colorado River Recovery	R14AP00007		1,126,669	
15.535	Upper Colorado River Basin Fish and Wildlife Mitigation	VARIOUS		184,983	

**State of Utah**  
**Schedule of Expenditures of Federal Awards By State Agency**  
**For the Year Ended June 30, 2019**

CFDA	Name	Award/Contract	R&D	Expenditures	Provided to Subrecipients
		Name of Pass-through Entity			
<b>PRIMARY GOVERNMENT</b>					
15.605	Sport Fish Restoration	VARIOUS		7,296,759	
15.608	Fish and Wildlife Management Assistance	VARIOUS		215,380	
15.611	Wildlife Restoration and Basic Hunter Education	VARIOUS		10,911,901	
15.615	Cooperative Endangered Species Conservation Fund	VARIOUS		51,750	
15.628	Multistate Conservation Grant	VARIOUS		24,000	
15.634	State Wildlife Grants	VARIOUS		732,359	
15.642	Challenge Cost Share	VARIOUS		1,135	
15.652	Invasive Species	VARIOUS		18,955	
15.655	Migratory Bird Monitoring, Assessment and Conservation	VARIOUS		33,311	
15.657	Endangered Species Conservation Recovery Implementation Funds	VARIOUS		22,676	
15.670	Adaptive Science	VARIOUS		231,840	
15.807	Earthquake Hazards Reduction Program	VARIOUS		56,133	
15.808	U.S. Geological Survey_ Research and Data Collection	VARIOUS		12,040	
15.810	National Cooperative Geologic Mapping	VARIOUS		145,354	
15.814	National Geological and Geophysical Data Preservation	VARIOUS		61,802	
15.916	Outdoor Recreation_Acquisition, Development and Planning	VARIOUS		66,000	
15.945	Cooperative Research and Training Programs – Resources of the National Park System	VARIOUS		5,300	
15.954	National Park Service Conservation, Protection, Outreach, and Education	VARIOUS		21,685	
15.980	National Ground-Water Monitoring Network	VARIOUS		23,407	
20.219	Recreational Trails Program	VARIOUS		1,077,759	973,657
66.433	State Underground Water Source Protection	VARIOUS		83,000	
66.461	Regional Wetland Program Development Grants	VARIOUS		207,346	
66.608	Environmental Information Exchange Network Grant Program and Related Assistance	VARIOUS		117,560	
66.802	Superfund State, Political Subdivision, and Indian Tribe Site-Specific Cooperative Agreements	VARIOUS		14,835	
81.136	Long-Term Surveillance and Maintenance	VARIOUS		67,593	

**State of Utah**  
**Schedule of Expenditures of Federal Awards By State Agency**  
**For the Year Ended June 30, 2019**

CFDA	Name	Award/Contract	R&D	Expenditures	Provided to Subrecipients
		Name of Pass-through Entity			
<b>PRIMARY GOVERNMENT</b>					
97.012	Boating Safety Financial Assistance	VARIOUS		1,292,241	
97.041	National Dam Safety Program	VARIOUS		147,414	
Subtotal – Natural Resources, Department Of				51,547,095	1,184,409
<b>PUBLIC SAFETY, DEPARTMENT OF</b>					
16	Department of Justice	VARIOUS		4,944	3,744
16	District Attorney, NYC/Sexual Assault Backlog Elimination Program	5DA02-30-01 District Attorney, New York City		163,185	
16.734	Special Data Collections and Statistical Studies	VARIOUS		11,134	
16.741	DNA Backlog Reduction Program	VARIOUS		560,353	
16.742	Paul Coverdell Forensic Sciences Improvement Grant Program	VARIOUS		230,159	38,348
16.922	Equitable Sharing Program	VARIOUS		60,474	36,169
20.232	Commercial Driver's License Program Improvement Grant	VARIOUS		5,706	
20.600	State and Community Highway Safety	VARIOUS		2,034,163	732,480
20.614	National Highway Traffic Safety Administration (NHTSA) Discretionary Safety Grants	VARIOUS		110,644	
20.616	National Priority Safety Programs	VARIOUS		2,012,099	550,407
20.703	Interagency Hazardous Materials Public Sector Training and Planning Grants	VARIOUS		306,431	37,311
95.001	High Intensity Drug Trafficking Areas Program	VARIOUS		671,657	301,015
97	Department of Homeland Security	VARIOUS		65,275	99,603
97.008	Non-Profit Security Program	VARIOUS		4,046	4,046
97.023	Community Assistance Program State Support Services Element (CAP-SSSE)	VARIOUS		295,956	
97.036	Disaster Grants - Public Assistance (Presidentially Declared Disasters)	VARIOUS		1,172,370	1,172,370
97.039	Hazard Mitigation Grant	VARIOUS		1,064,814	1,044,996
97.042	Emergency Management Performance Grants	VARIOUS		4,378,938	1,834,343
97.045	Cooperating Technical Partners	VARIOUS		1,757,486	
97.046	Fire Management Assistance Grant	VARIOUS		1,059,867	1,059,867
97.047	Pre-Disaster Mitigation	VARIOUS		2,631,769	2,388,332
97.067	Homeland Security Grant Program	VARIOUS		3,730,682	3,357,423

**State of Utah**  
**Schedule of Expenditures of Federal Awards By State Agency**  
**For the Year Ended June 30, 2019**

CFDA	Name	Award/Contract Name of Pass-through Entity	R&D	Expenditures	Provided to Subrecipients	
<b>PRIMARY GOVERNMENT</b>						
97.082	Earthquake Consortium	VARIOUS		36,426	20,662	
				Subtotal – Public Safety, Department Of	22,368,578	12,681,116
<b>REGENTS, STATE BOARD OF</b>						
84.367	Supporting Effective Instruction State Grants	VARIOUS		260,374		
				Subtotal – Regents, State Board Of	260,374	
<b>STUDENT ASSISTANCE PROGRAMS</b>						
84.032	STUDENT LOAN PURCHASE PROGRAM, NET	VARIOUS		-4,796,782		
84.032	Federal Family Education Loans Reinsurance - Guarantees Made	VARIOUS		13,117,052		
84.032	Federal Family Education Loans Reinsurance - Beginning Guarantee Amount	VARIOUS		761,675,582		
				Subtotal – Student Assistance Programs	769,995,852	
<b>TAX COMMISSION</b>						
15.427	Federal Oil and Gas Royalty Management State and Tribal Coordination	VARIOUS		521,125		
				Subtotal – Tax Commission	521,125	
<b>TECHNOLOGY SERVICES, DEPARTMENT OF</b>						
15.817	National Geospatial Program: Building The National Map	VARIOUS		654,395		
				Subtotal – Technology Services, Department Of	654,395	
<b>TRANSPORTATION, DEPARTMENT OF</b>						
15.033	DOI,BIA	1544001 Duchesne County		-320		
20.106	Airport Improvement Program	VARIOUS		242,180		
20.200	Highway Research and Development Program	VARIOUS		36,750		
20.200	Highway Research and Development Program	VARIOUS	R&D	189,321		
20.205	Highway Planning and Construction	VARIOUS	R&D	7,814,861	97,605	
20.205	Highway Planning and Construction	VARIOUS		367,252,297	7,946,830	
20.215	Highway Training and Education	VARIOUS		150,552		
20.218	Motor Carrier Safety Assistance	VARIOUS		2,706,344		
20.231	Performance and Registration Information Systems Management	VARIOUS		9,850		



**State of Utah**  
**Schedule of Expenditures of Federal Awards By State Agency**  
**For the Year Ended June 30, 2019**

CFDA	Name	Award/Contract Name of Pass-through Entity	R&D	Expenditures	Provided to Subrecipients
<b>PRIMARY GOVERNMENT</b>					
20.237	Motor Carrier Safety Assistance High Priority Activities Grants and Cooperative Agreements	VARIOUS		440,891	
20.509	Formula Grants for Rural Areas	VARIOUS		4,931,969	2,078,158
20.513	Enhanced Mobility of Seniors and Individuals with Disabilities	VARIOUS		385,482	246,893
20.516	Job Access and Reverse Commute Program	VARIOUS		130,248	130,248
20.521	New Freedom Program	VARIOUS		136,129	136,129
20.526	Bus and Bus Facilities Formula Program	VARIOUS		1,691,416	
20.528	Rail Fixed Guideway Public Transportation System State Safety Oversight Formula Grant Program	VARIOUS		255,332	
Subtotal – Transportation, Department Of				386,373,302	10,635,863
<b>UTAH NATIONAL GUARD</b>					
12.400	Military Construction, National Guard	VARIOUS		22,636,637	
12.401	National Guard Military Operations and Maintenance (O&M) Projects	VARIOUS		40,944,847	
16	Department of Justice	VARIOUS		6,234,372	
Subtotal – Utah National Guard				69,815,856	
<b>VETERANS' AND MILITARY AFFAIRS, DEPARTMENT OF</b>					
64	Department of Veterans Affairs	VARIOUS		190,545	
64.012	Veterans Prescription Service	VARIOUS		238,402	
64.015	Veterans State Nursing Home Care	VARIOUS		35,580,911	
64.101	Burial Expenses Allowance for Veterans	VARIOUS		330,369	
Subtotal – Veterans' And Military Affairs, Department Of				36,340,227	
<b>WORKFORCE SERVICES, DEPARTMENT OF</b>					
10	Department of Agriculture	VARIOUS		184,604	
10.433	Rural Housing Preservation Grants	VARIOUS		2,000,312	
10.447	Rural Development Loans- Loans Made	VARIOUS		50,000	
10.447	Rural Development Loans- Beginning Loan Balance	VARIOUS		3,624,853	
10.535	SNAP Recipient Integrity Education Grant	VARIOUS		31,148	
10.551	Supplemental Nutrition Assistance Program	VARIOUS		239,723,636	

**State of Utah**  
**Schedule of Expenditures of Federal Awards By State Agency**  
**For the Year Ended June 30, 2019**

CFDA	Name	Award/Contract	R&D	Expenditures	Provided to Subrecipients
		Name of Pass-through Entity			
<b>PRIMARY GOVERNMENT</b>					
10.561	State Administrative Matching Grants for the Supplemental Nutrition Assistance Program	VARIOUS		17,903,421	
14.228	Community Development Block Grants/State's Program and Non-Entitlement Grants in Hawaii	VARIOUS		5,471,276	5,161,618
14.230	Rental Housing Rehabilitation	VARIOUS		223,066	
14.231	Emergency Solutions Grant Program	VARIOUS		1,197,067	1,017,605
14.239	HOME INVESTMENT PARTNERSHIP	VARIOUS		656,100	
14.239	HOME Investment Partnerships Program Loans - Loans Made	VARIOUS		4,760,803	
14.239	Program Income - HOME INVESTMENT PARTNERSHIP	PROGRAM INCOME		5,221,566	1,407,840
14.239	HOME Investment Partnerships Program Loans - Beginning Loan Balance	VARIOUS		72,680,364	
14.241	Housing Opportunities for Persons with AIDS	VARIOUS		152,580	146,641
14.267	Continuum of Care Program	VARIOUS		402,420	
14.275	Housing Trust Fund	VARIOUS		282,466	
14.275	Housing Trust Fund Loans - Beginning Loan Balance	VARIOUS		1,000,000	
14.275	Housing Trust Fund Loans - Loans Made	VARIOUS		1,350,000	
17.002	Labor Force Statistics	VARIOUS		1,087,599	
17.207	Employment Service/Wagner-Peyser Funded Activities	VARIOUS		6,827,011	
17.225	Unemployment Insurance	VARIOUS		27,725,104	
17.225	STATE FUNDED UNEMPLOYMENT EXPENDITURES UI	VARIOUS		152,196,569	
17.245	Trade Adjustment Assistance	VARIOUS		957,753	
17.258	WIOA Adult Program	VARIOUS		3,990,115	
17.259	WIOA Youth Activities	VARIOUS		3,098,121	
17.271	Work Opportunity Tax Credit Program (WOTC)	VARIOUS		156,505	
17.273	Temporary Labor Certification for Foreign Workers	VARIOUS		52,991	
17.278	WIOA Dislocated Worker Formula Grants	VARIOUS		3,326,612	
17.285	Apprenticeship USA Grants	VARIOUS		54,787	
17.801	Disabled Veterans' Outreach Program (DVOP)	VARIOUS		1,010,250	
17.804	Local Veterans' Employment Representative Program	VARIOUS		182,538	

**State of Utah**  
**Schedule of Expenditures of Federal Awards By State Agency**  
**For the Year Ended June 30, 2019**

CFDA	Name	Award/Contract	R&D	Expenditures	Provided to Subrecipients
		Name of Pass-through Entity			
<b>PRIMARY GOVERNMENT</b>					
81.042	Weatherization Assistance for Low-Income Persons	VARIOUS		2,308,745	2,068,140
84.126	Rehabilitation Services_Vocational Rehabilitation Grants to States	VARIOUS		24,829,191	1,100,109
84.177	Rehabilitation Services_Independent Living Services for Older Individuals Who are Blind	VARIOUS		224,602	224,602
84.187	Supported Employment Services for Individuals with the Most Significant Disabilities	VARIOUS		368,948	
84.418	Promoting Readiness of Minors in Supplemental Security Income	VARIOUS		6,852,466	3,744,837
93.369	ACL Independent Living State Grants	VARIOUS		321,181	321,181
93.434	Every Student Succeeds Act/Preschool Development Grants	VARIOUS		106,213	
93.558	Temporary Assistance for Needy Families	VARIOUS		56,005,643	6,833,593
93.566	Refugee and Entrant Assistance_State Administered Programs	VARIOUS		5,731,049	3,532,563
93.568	Low-Income Home Energy Assistance	VARIOUS		25,006,941	24,081,222
93.569	Community Services Block Grant	VARIOUS		3,513,352	3,332,370
93.575	Child Care and Development Block Grant	VARIOUS		47,110,852	1,608,274
93.584	Refugee and Entrant Assistance_Targeted Assistance Grants	VARIOUS		203,940	32,066
93.596	Child Care Mandatory and Matching Funds of the Child Care and Development Fund	VARIOUS		35,415,398	1,065,153
93.600	Head Start	VARIOUS		144,487	
93.667	Social Services Block Grant	VARIOUS		15,000	
94.013	Volunteers in Service to America	VARIOUS		8,764	
96	Social Security Administration	VARIOUS		2,709,741	127,593
96.001	Social Security_Disability Insurance	VARIOUS		14,249,628	
96.008	Social Security - Work Incentives Planning and Assistance Program	VARIOUS		110,000	
97.024	Emergency Food and Shelter National Board Program	VARIOUS		9,692	
Subtotal – Workforce Services, Department Of				782,827,470	55,805,407

**State of Utah**  
**Schedule of Expenditures of Federal Awards By State Agency**  
**For the Year Ended June 30, 2019**

CFDA	Name	Award/Contract Name of Pass-through Entity	R&D	Expenditures	Provided to Subrecipients
<b>PRIMARY GOVERNMENT</b>					
			<b>Subtotal – Primary Government</b>	<u>4,930,448,031</u>	<u>609,397,838</u>

**State of Utah**  
**Schedule of Expenditures of Federal Awards By State Agency**  
**For the Year Ended June 30, 2019**

CFDA	Name	Award/Contract Name of Pass-through Entity	R&D	Expenditures	Provided to Subrecipients
<b>COMPONENT UNITS</b>					
<b>BRIDGERLAND TECHNICAL COLLEGE</b>					
47.076	Education and Human Resources	VARIOUS	R&D	86,064	
84.063	Federal Pell Grant Program	VARIOUS		1,020,598	
Subtotal – Bridgerland Technical College				1,106,662	
<b>COLLEGE AND UNIVERSITY</b>					
84.038	Perkins Loan Program - Beginning Loan Balance	VARIOUS		40,488,438	
84.268	Federal Direct Student Loans	VARIOUS		337,540,183	
93.264	Nurse Faculty Loan Program (NFLP) - Loans Made	VARIOUS		168,146	
93.264	Nurse Faculty Loan Program (NFLP) - Beginning Loan Balance	VARIOUS		595,297	
93.342	Health Professions Student Loans - Loans Made	VARIOUS		928,500	
93.342	Health Professions Student Loans - Beginning Loan Balance	VARIOUS		3,187,459	
93.364	Nursing Student Loans - Loans Made	VARIOUS		192,662	
93.364	Nursing Student Loans - Beginning Loan Balance	VARIOUS		438,761	
Subtotal – College And University				383,539,446	
<b>DAVIS TECHNICAL COLLEGE</b>					
84.007	Federal Supplemental Educational Opportunity Grants	VARIOUS		40,396	
84.033	Federal Work-Study Program	VARIOUS		11,539	
84.063	Federal Pell Grant Program	VARIOUS		950,940	
Subtotal – Davis Technical College				1,002,875	
<b>DIXIE STATE UNIVERSITY</b>					
11.303	Economic Development_Technical Assistance	VARIOUS		8,985	
11.307	Economic Adjustment Assistance	VARIOUS		210,460	
15.231	Fish, Wildlife and Plant Conservation Resource Management	VARIOUS	R&D	450	
15.945	Cooperative Research and Training Programs – Resources of the National Park System	VARIOUS		140,040	
43	Aerospace - Daily Atmospheric Ionospheric Limb Imager (DAILI) Mission	DAILI Mission Aerospace Corporation	R&D	648	
43.001	Science	VARIOUS	R&D	39,832	12,000
47	National Science Foundation	VARIOUS	R&D	1,674	
47.076	Education and Human Resources	VARIOUS	R&D	6,254	
64	Department of Veterans Affairs	VARIOUS		6,561	
84.007	Federal Supplemental Educational Opportunity Grants	VARIOUS		219,743	

**State of Utah**  
**Schedule of Expenditures of Federal Awards By State Agency**  
**For the Year Ended June 30, 2019**

CFDA	Name	Award/Contract Name of Pass-through Entity	R&D	Expenditures	Provided to Subrecipients
<b>COMPONENT UNITS</b>					
<b>DIXIE STATE UNIVERSITY</b>					
84.033	Federal Work-Study Program	VARIOUS		264,725	
84.042	TRIO_Student Support Services	VARIOUS		321,916	
84.044	TRIO_Talent Search	VARIOUS		465,066	
84.047	TRIO_Upward Bound	VARIOUS		396,701	
84.063	Federal Pell Grant Program	VARIOUS		14,927,876	
		Subtotal – Dixie State University		17,010,931	12,000
<b>DIXIE TECHNICAL COLLEGE</b>					
84.063	Federal Pell Grant Program	VARIOUS		639,739	
		Subtotal – Dixie Technical College		639,739	
<b>MOUNTAINLAND TECHNICAL COLLEGE</b>					
84.007	Federal Supplemental Educational Opportunity Grants	VARIOUS		5,976	
84.063	Federal Pell Grant Program	VARIOUS		927,759	
		Subtotal – Mountainland Technical College		933,735	
<b>OGDEN-WEBER TECHNICAL COLLEGE</b>					
17.274	Youthbuild	VARIOUS		573,514	
84.007	Federal Supplemental Educational Opportunity Grants	VARIOUS		67,438	
84.033	Federal Work-Study Program	VARIOUS		49,809	
84.063	Federal Pell Grant Program	VARIOUS		1,198,777	
94.006	YOUTH BUILD AMERICORP	13NDHMA0010101 YOUTH BUILD USA		109,785	
		Subtotal – Ogden-weber Technical College		1,999,323	
<b>SALT LAKE COMMUNITY COLLEGE</b>					
17.282	Trade Adjustment Assistance Community College and Career Training (TAACCCT) Grants	VARIOUS		168,245	
45.163	Promotion of the Humanities_Professional Development	VARIOUS		82,148	
47.050	Geosciences	VARIOUS	R&D	93,820	
47.076	NSF Nano Tech Professional Development	VARIOUS Pennsylvania State University	R&D	1,913	
47.076	Education and Human Resources	VARIOUS	R&D	315,774	
84.007	Federal Supplemental Educational Opportunity Grants	VARIOUS		585,662	
84.031	Higher Education_Institutional Aid	VARIOUS		432,713	
84.033	Federal Work-Study Program	VARIOUS		312,771	

**State of Utah**  
**Schedule of Expenditures of Federal Awards By State Agency**  
**For the Year Ended June 30, 2019**

CFDA	Name	Award/Contract Name of Pass-through Entity	R&D	Expenditures	Provided to Subrecipients
<b>COMPONENT UNITS</b>					
<b>SALT LAKE COMMUNITY COLLEGE</b>					
84.042	TRIO_Student Support Services	VARIOUS		577,300	
84.044	TRIO_Talent Search	VARIOUS		321,995	
84.063	Federal Pell Grant Program	VARIOUS		25,981,708	
84.335	Child Care Access Means Parents in School	VARIOUS		101,060	
94.007	Program Development and Innovation Grants	VARIOUS		194,264	
Subtotal – Salt Lake Community College				29,169,373	
<b>SNOW COLLEGE</b>					
10.319	Farm Business Management Benchmarking Collaboration	25-6324-0163-005 University of Nebraska-Lincoln		46,610	
10.500	Risk Management Education (#8)	108815-G003708 Washington State University		3,632	
10.500	Risk Management Education (#9)	108815 G003868 Washington State University		31,198	
10.855	Distance Learning and Telemedicine Loans and Grants	VARIOUS		104,335	
47.076	Education and Human Resources	VARIOUS	R&D	21,874	
84.007	Federal Supplemental Educational Opportunity Grants	VARIOUS		147,277	
84.033	Federal Work-Study Program	VARIOUS		95,441	
84.042	TRIO_Student Support Services	VARIOUS		391,903	
84.047	TRIO_Upward Bound	VARIOUS		328,675	
84.063	Federal Pell Grant Program	VARIOUS		7,273,768	
Subtotal – Snow College				8,444,713	
<b>SOUTHERN UTAH UNIVERSITY</b>					
10	Department of Agriculture	VARIOUS		594,837	
10.318	Women and Minorities in Science, Technology, Engineering, and Mathematics Fields	VARIOUS		8,584	
10.558	Child and Adult Care Food Program	VARIOUS		199,895	
10.652	Forestry Research	VARIOUS		95,488	
10.664	Cooperative Forestry Assistance	VARIOUS		53,839	
10.675	Urban and Community Forestry Program	VARIOUS		663,923	
11.999	Pride in our Seas, Pride in Ourselves	NA16NOS9990133 Univ of the Virgin Islands		905	
12.631	Science, Technology, Engineering and Mathematics (STEM) Educational Program: Science, Mathematics And Research for Transformation (SMART)	VARIOUS	R&D	162	
15	Department of the Interior	VARIOUS		4,514	

**State of Utah**  
**Schedule of Expenditures of Federal Awards By State Agency**  
**For the Year Ended June 30, 2019**

CFDA	Name	Award/Contract Name of Pass-through Entity	R&D	Expenditures	Provided to Subrecipients
<b>COMPONENT UNITS</b>					
<b>SOUTHERN UTAH UNIVERSITY</b>					
15.159	Cultural Resources Management	VARIOUS		21,056	
15.224	Cultural and Paleontological Resources Management	VARIOUS		68,685	
15.225	Recreation Resource Management	VARIOUS		75,607	
15.231	Fish, Wildlife and Plant Conservation Resource Management	VARIOUS		75,279	
15.243	BLM Youth Conservation	VARIOUS		336,927	
15.810	National Cooperative Geologic Mapping	VARIOUS		6,115	
15.945	Cooperative Research and Training Programs – Resources of the National Park System	VARIOUS		532,520	
43	National Aeronautics and Space Administration	VARIOUS		24,394	
45.024	Promotion of the Arts_Grants to Organizations and Individuals	VARIOUS		25,000	
47.076	NSF TUES Program	1323279 Univ of Wisconsin	R&D	114	
47.076	Education and Human Resources	VARIOUS	R&D	1,977	
47.076	IUSE: EHR: From Discovery to Market	R-18-0004 University of Houston	R&D	10,280	
84.007	Federal Supplemental Educational Opportunity Grants	VARIOUS		264,179	
84.033	Federal Work-Study Program	VARIOUS		235,269	
84.038	Perkins Loan Program Cancellation	VARIOUS		82,135	
84.042	TRIO_Student Support Services	VARIOUS		338,394	
84.044	TRIO_Talent Search	VARIOUS		303,555	
84.047	TRIO_Upward Bound	VARIOUS		492,694	
84.063	Federal Pell Grant Program	VARIOUS		14,476,531	
84.334	Gaining Early Awareness and Readiness for Undergraduate Programs	VARIOUS		6,095	
84.335	Child Care Access Means Parents in School	VARIOUS		117,698	
93.086	DHS: BYU Relationship Enrichment Program	A02435 Brigham Young University		-274	
93.211	Telehealth Programs	VARIOUS		115,505	
93.600	Head Start	VARIOUS		4,951,227	
Subtotal – Southern Utah University				24,183,109	
<b>SOUTHWEST TECHNICAL COLLEGE</b>					
84.063	Federal Pell Grant Program	VARIOUS		364,025	
Subtotal – Southwest Technical College				364,025	
<b>TOOELE TECHNICAL COLLEGE</b>					



**State of Utah**  
**Schedule of Expenditures of Federal Awards By State Agency**  
**For the Year Ended June 30, 2019**

CFDA	Name	Award/Contract Name of Pass-through Entity	R&D	Expenditures	Provided to Subrecipients
<b>COMPONENT UNITS</b>					
<b>TOOELE TECHNICAL COLLEGE</b>					
84.063	Federal Pell Grant Program	VARIOUS		349,819	
				Subtotal – Tooele Technical College	349,819
<b>UINTAH BASIN TECHNOLOGY COLLEGE</b>					
84.063	Federal Pell Grant Program	VARIOUS		112,884	
				Subtotal – Uintah Basin Technology College	112,884
<b>UNIVERSITY OF UTAH</b>					
10	USFSCONFLICT RESOLUTION	VARIOUS ENVIROISSUES INC		591	
10	DEVELOPMENT OF BUCKLING RESTRA	VARIOUS US ENDOWMENT FOR FORESTRY & COMMUNITIES	R&D	5,222	
10	Department of Agriculture	VARIOUS	R&D	33,772	
10	Department of Agriculture	VARIOUS		48,785	
10.001	Agricultural Research_Basic and Applied Research	VARIOUS	R&D	5,676	
10.212	NITROGEN FIXATION	10043798 FULCRUM BIOSCIENCES	R&D	-1	
10.217	Higher Education - Institution Challenge Grants Program	VARIOUS	R&D	3,230	
10.223	FUTURE HISPANIC ENGINEERS	2015-38422-24059 (04) UNIVERSITY OF TEXAS- PAN AMERICAN		5,000	
10.309	SCRI: FRAME	133336-G003923 WASHINGTON STATE UNIVERSITY	R&D	19,455	
10.310	TECHNOLOGY FOR TRADE	1319858-G003955 WASHINGTON STATE UNIVERSITY	R&D	46,675	
10.310	Agriculture and Food Research Initiative (AFRI)	VARIOUS	R&D	231,670	
10.694	INVERSION WRF	663.7275.01 DESERT RESEARCH INSTITUTE	R&D	40,493	
11	Department of Commerce	VARIOUS		20,066	
11.303	ADVANCED COMPOSITES MANUFACTUR	ED17DEN3030013 UTAH ADVANCED MATERLS MANUFAC IINITIATV	R&D	16,263	
11.307	Economic Adjustment Assistance	VARIOUS	R&D	233,381	129,028
11.431	Climate and Atmospheric Research	VARIOUS	R&D	316,491	
11.438	YUKON OTOLITHS	AC-1705B BERING SEA FISHERMEN'S ASSOCIATION	R&D	412	
11.438	KUSKOKWIM BASELINE	AC-00106 BERING SEA FISHERMEN'S ASSOCIATION	R&D	4,230	
11.440	Environmental Sciences, Applications, Data, and Education	VARIOUS	R&D	27,400	
11.468	Applied Meteorological Research	VARIOUS	R&D	329,569	26,393
11.611	Manufacturing Extension Partnership	VARIOUS		589,071	
12	STRUCTURAL ENERGETICS	10041763 WASATCH MOLECULAR INC	R&D	10	

**State of Utah**  
**Schedule of Expenditures of Federal Awards By State Agency**  
**For the Year Ended June 30, 2019**

CFDA	Name	Award/Contract		R&D	Expenditures	Provided to Subrecipients
			Name of Pass-through Entity			
<b>COMPONENT UNITS</b>						
<b>UNIVERSITY OF UTAH</b>						
12	ABRUPT	10045354	AMERICAN BURN ASSOCIATION		1,911	
12	PROGSTAR	NNSP03130070	UTAHNER FOUNDATION FIGHTING BLINDNESS		7,816	
12	SIVENT	FY16.794.011	UNIVERSITY OF COLORADO AT DENVER		10,810	
12	WYLE	TXS015031	KBRWYLE	R&D	17,305	
12	ENZYMATIC FUEL CELL AS A SAFE,	20160162	CFD RESEARCH CORPORATION	R&D	23,113	
12	WIBR BIOCERAMICS	W81XWH-15-10682	WESTERN INSTITUTE FOR BIOMEDICAL RESH	R&D	25,826	
12	Department of Defense	VARIOUS			26,457	
12	PHASE 1 SBIR: COMPUTATIONALLY	FA9550-17-P-0013	LUMARRAY INC	R&D	33,266	
12	ENVIRONMENTAL SENTINELS (YR2)	10046910	NEVADA NANOTECH SYSTEMS INC	R&D	34,624	
12	EBS SUBCONTRACT: ICR	124-AY-1C-PO4435	ELECTRONIC BIOSCIENCE INC	R&D	35,833	
12	DUAL-TASK TURNING MEASURES	1013370	UUT OREGON HEALTH & SCIENCE UNIVERSITY	R&D	48,759	
12	TNA POLYMERS UCI	2016-3374	UNIVERSITY OF CALIFORNIA IRVINE	R&D	64,603	
12	CONCUSSION SUBTYPES	61947399-116140 (RQ4590692)	STANFORD UNIVERSITY	R&D	68,100	
12	FHA DOD	VARIOUS	WESTERN INSTITUTE FOR BIOMEDICAL RESH		76,045	
12	COMPOSITE DAMPING TESTING	9737-AM05 / 10039795	MATERIALS SCIENCES CORPORATION		78,149	
12	STRUCTURAL REACTIVE MATERIALS	10046058	WASATCH MOLECULAR INC	R&D	80,062	
12	SIM-BASED INTERACTIVE SYSTEMS	2017-1532-02	NORTH CAROLINA STATE UNIVERSITY	R&D	87,443	23,877
12	CAUSE	SC1519205(PSyCHIC)	CHARLES RIVER ANALYTICS	R&D	92,742	
12	ESPIRA ARMY PHASE II SUBCON	W911QY-17-C-0032	ESPIRA	R&D	93,771	
12	GENETIC CIRCUIT DESIGN FOR EX	S4628 (PO 194184)	MASSACHUSETTS INSTITUTE OF TECHNOLOGY	R&D	97,909	
12	REASSESSMENT OF PTE MODELS	1554466	UNIVERSITY OF COLORADO AT BOULDER	R&D	160,526	
12	DARPA STOIC LEIDOS PROPOSAL	P00171650	LEIDOS	R&D	162,057	
12	DARPA NESD: BISC INTERFACE	1(GG012664)	COLUMBIA UNIVERSITY	R&D	419,357	224,873
12	Department of Defense	VARIOUS		R&D	934,853	22,347
12	Department of Defense	VARIOUS		R&D	2,097,323	84,244
12.300	RITN FY15	209163	NATIONAL MARROW DONOR PROGRAM		3,935	
12.300	AFFORDANCES FOR MEASURES	UNIV59880	VANDERBILT UNIVERSITY	R&D	85,706	

**State of Utah**  
**Schedule of Expenditures of Federal Awards By State Agency**  
**For the Year Ended June 30, 2019**

CFDA	Name	Award/Contract Name of Pass-through Entity	R&D	Expenditures	Provided to Subrecipients
<b>COMPONENT UNITS</b>					
<b>UNIVERSITY OF UTAH</b>					
12.300	C-FOG	203349UU UNIVERSITY OF NOTRE DAME	R&D	193,485	
12.300	METALLOID CLUSTER NETWORKS	2002694588 JOHNS HOPKINS UNIVERSITY	R&D	193,780	
12.300	SECURING SOFTWARE SYSTEMS	088513-16628 UNIVERSITY OF IL AT URBANA- CHAMPAIGN	R&D	242,665	
12.300	Basic and Applied Scientific Research	VARIOUS	R&D	2,005,733	318,638
12.351	RADIATION DAMAGE IN GAN	5711-UU-DTRA-0056 PENNSYLVANIA STATE UNIVERSITY	R&D	66,393	
12.351	SYNTHETIC ACHE FUNCTION	A11961 (A008823) EMORY UNIVERSITY	R&D	83,891	
12.351	Basic Scientific Research - Combating Weapons of Mass Destruction	VARIOUS	R&D	236,469	150,000
12.357	LANGUAGE TRAINING CENTER	PGO1801-UTAH-18 INSTITUTE OF INTERNATIONAL EDUCATION		4,799	
12.357	LANGUAGE TRAINING CENTER	PGO1801-UTAH-18-LTC-052-PO1 INSTITUTE OF INTERNATIONAL EDUCATION		165,531	
12.420	HDRA AA BREAST PROSTATE CANCER	WSU17069 WAYNE STATE UNIVERSITY	R&D	109	
12.420	VISKOCHIL UAB SUB APRIL 2017	000516840-003-T001 UNIVERSITY OF ALABAMA AT BIRMINGHAM	R&D	945	
12.420	STAAMP (FIXED PRICE)	9012699 (411975-2) UNIVERSITY OF PITTSBURGH	R&D	1,848	
12.420	VA STEPWATCH STUDY	VARIOUS MODUS HEALTH	R&D	2,812	
12.420	VANCO STUDY	SR00001694 JOHNS HOPKINS HOSPITAL		6,376	
12.420	UC DAVIS TBI BURN	A18-1929-S001 UNIVERSITY OF CALIFORNIA DAVIS	R&D	20,071	
12.420	TBI BIOLOGICAL DIAGNOSIS	0031471(408294-6) UNIVERSITY OF PITTSBURGH	R&D	22,808	
12.420	AGARWAL JOHN HOPKINS J14146	ARJUHP02002478754 JOHNS HOPKINS UNIVERSITY	R&D	28,416	
12.420	STAAMP	00358594093852 UNIVERSITY OF PITTSBURGH	R&D	60,896	
12.420	LAL BCH SUB OCT 2016	PO GENFD0001337840 CHILDRENS HOSPITAL BOSTON	R&D	63,848	
12.420	CLOTT	NTI-CLOTT17-17 NATIONAL TRAUMA INSTITUTE	R&D	79,900	
12.420	PROJECT SAFE GUARD	USM-GR05777.001 UNIVERSITY OF SOUTHERN MISSISSIPPI	R&D	108,116	
12.420	METALS II	JHUPO:2003945663 JOHNS HOPKINS UNIVERSITY	R&D	138,232	
12.420	COUPLES CRISIS PLANNING	MSRC-FY18-04 DENVER RESEARCH INSTITUTE	R&D	173,638	78,151
12.420	ANALGESIC GALANIN ANALOGS	UWSC10391 BPO30291 UNIVERSITY OF WASHINGTON	R&D	225,036	
12.420	MINIPIG BRAIN PROPERTIES	3828 HENRY M. JACKSON FNDT ADVNCMNT MIL MED	R&D	237,675	
12.420	HO STUDY - DEPT ARMY	PO883714 / 3459 HENRY M. JACKSON FNDT ADVNCMNT MIL MED	R&D	237,856	

**State of Utah**  
**Schedule of Expenditures of Federal Awards By State Agency**  
**For the Year Ended June 30, 2019**

CFDA	Name	Award/Contract		R&D	Expenditures	Provided to Subrecipients
			Name of Pass-through Entity			
<b>COMPONENT UNITS</b>						
<b>UNIVERSITY OF UTAH</b>						
12.420	Military Medical Research and Development	VARIOUS		R&D	8,145,147	718,865
12.431	FRACTIONAL PDES	00001271	BROWN UNIVERSITY	R&D	136,790	
12.431	Basic Scientific Research	VARIOUS		R&D	2,573,885	1,117,666
12.550	FLAGSHIP PROFICIENCY GRANT	0054UTAH23PI280P01	INSTITUTE OF INTERNATIONAL EDUCATION		57,325	
12.579	LANGUAGE TRAINING CENTER	2603UTAH11LTC052P04	INSTITUTE OF INTERNATIONAL EDUCATION		86,431	
12.617	Economic Adjustment Assistance for State Governments	VARIOUS		R&D	2,313,597	849,330
12.630	Basic, Applied, and Advanced Research in Science and Engineering	VARIOUS		R&D	2,136,024	1,451,196
12.750	POLYAMINES AS UNIQUE TOPICAL WOUND THERAPIES	837895	HENRY M. JACKSON FNDT ADVNCMNT MIL MED	R&D	-1,130	
12.750	HJF HO STUDY - CRSR	3338P0881181	HENRY M. JACKSON FNDT ADVNCMNT MIL MED	R&D	39,845	
12.750	BLUE LIGHT PROJECT	S-10507-01	THE GENEVA FOUNDATION	R&D	85,343	
12.750	Uniformed Services University Medical Research Projects	VARIOUS		R&D	327,517	28,414
12.800	MITOCHONDRIAL BIOHYBRID ELECTR	47261-A	MEDGAR EVERS COLLEGE	R&D	85,220	
12.800	PT-symmetric materials	P0284835	UNIVERSITY OF CENTRAL FLORIDA	R&D	177,936	
12.800	Air Force Defense Research Sciences Program	VARIOUS			191,656	
12.800	Electrochemical Probes	SP0022325PROJ0007153	NORTHWESTERN UNIVERSITY	R&D	253,635	
12.800	Air Force Defense Research Sciences Program	VARIOUS		R&D	1,555,180	432,049
12.900	Language Grant Program	VARIOUS			96,317	
12.910	ADVANCED ELECTRODE MATERIALS	1401944	UNIVERSITY OF TEXAS AT DALLAS	R&D	10,936	
12.910	MAMMALIAN INNER EAR AS ANTENNA	503-02	NEW MEXICO CONSORTIUM	R&D	62,951	
12.910	Research and Technology Development	VARIOUS		R&D	2,683,122	702,578
14	Department of Housing and Urban Development	VARIOUS			-507	
15	Department of the Interior	VARIOUS			533	
15	ARCHAEOLOGY OF GRAND STAIRCASE	L/7AS00028	COLORADO PLATEAU ARCHAEOLOGICAL ALLNCE	R&D	3,627	
15	Department of the Interior	VARIOUS		R&D	32,149	
15.224	Cultural and Paleontological Resources Management	VARIOUS		R&D	40,666	
15.225	Recreation Resource Management	VARIOUS		R&D	4,075	
15.231	Fish, Wildlife and Plant Conservation Resource Management	VARIOUS		R&D	16,740	

**State of Utah**  
**Schedule of Expenditures of Federal Awards By State Agency**  
**For the Year Ended June 30, 2019**

CFDA	Name	Award/Contract Name of Pass-through Entity	R&D	Expenditures	Provided to Subrecipients
<b>COMPONENT UNITS</b>					
<b>UNIVERSITY OF UTAH</b>					
15.232	AIRPACT-FIRE	125073 G003498 WASHINGTON STATE UNIVERSITY	R&D	15,293	
15.232	Wildland Fire Research and Studies	VARIOUS	R&D	127,133	6,533
15.511	CURATION OF BOR COLLECTIONS	R16AP00020		26,743	
15.678	Cooperative Ecosystem Studies Units	VARIOUS		5,114	
15.807	Earthquake Hazards Reduction Program	VARIOUS	R&D	5,803	
15.807	THERMAL MODEL	104714152 SOUTHERN CALIFORNIA EARTHQUAKE CENTER	R&D	12,635	
15.807	SAN JACINTO FAULT ZONE	91264274 SOUTHERN CALIFORNIA EARTHQUAKE CENTER	R&D	19,170	
15.807	Earthquake Hazards Reduction Program	VARIOUS		885,765	
15.808	U.S. Geological Survey_ Research and Data Collection	VARIOUS	R&D	-405	
15.818	Volcano Hazards Program Research and Monitoring	VARIOUS		312,767	
15.922	Native American Graves Protection and Repatriation Act	VARIOUS		13,654	
15.945	KSU THRO SUBCONTRACT	S17172 KANSAS STATE UNIVERSITY	R&D	35,018	28,989
15.945	Cooperative Research and Training Programs – Resources of the National Park System	VARIOUS		63,562	
15.945	Cooperative Research and Training Programs – Resources of the National Park System	VARIOUS	R&D	71,820	
16	NYU SUBAWARD	F7011-01 NEW YORK UNIVERSITY	R&D	-11,476	
16	Department of Justice	VARIOUS	R&D	-4,688	
16	RIC-AAU TRAFFICKING	VARIOUS ASIAN ASSOCIATION OF UTAH		1,621	
16.320	AAU TIP	VARIOUS ASIAN ASSOCIATION OF UTAH		2,607	
16.556	UT LEGAL SERVICES EVALUATION	2017-VF-GX-K141 UTAH LEGAL SERVICES	R&D	33,001	
16.560	National Institute of Justice Research, Evaluation, and Development Project Grants	VARIOUS	R&D	678,373	
17	Department of Labor	VARIOUS		56,295	
19	FULBRIGHT STUDENT PROGRAM	3216UOU1.16.17 INSTITUTE OF INTERNATIONAL EDUCATION		553	
19	FULBRIGHT STUDENT PROGRAM	IIE0136 UTAH 1.1.18 INSTITUTE OF INTERNATIONAL EDUCATION		20,213	
19.009	UGRAD MARCH 2018	UGRAD PAKISTAN FY16-3062-01 INTL RESEARCH & EXCHANGES BOARD		77,060	
19.009	UGRAD SP19-FA19	UGRAD-PAKISTAN FY17 3073-01 INTL RESEARCH & EXCHANGES BOARD		114,574	
19.401	EGYPT FOOD-WATER FULBRIGHT	VARIOUS BINATIONAL FULBRIGHT COMM IN EGYPT	R&D	435	
20	Department of Transportation	VARIOUS	R&D	164	

**State of Utah**  
**Schedule of Expenditures of Federal Awards By State Agency**  
**For the Year Ended June 30, 2019**

CFDA	Name	Award/Contract		R&D	Expenditures	Provided to Subrecipients
			Name of Pass-through Entity			
<b>COMPONENT UNITS</b>						
<b>UNIVERSITY OF UTAH</b>						
20	CASUAL CARPOOLING	10044592	APPLIED ENGINEERING MANAGEMENT CORP	R&D	37,208	
20	Department of Transportation	VARIOUS			1,396,191	10,400
20.109	Air Transportation Centers of Excellence	VARIOUS		R&D	188,646	
20.701	WZC NITC	NITCN-UU-20-1074	PORTLAND STATE UNIVERSITY	R&D	-30	
20.701	NITC EXEC COMMITTEE FY 2018	NITC2016-UU-01#1149	PORTLAND STATE UNIVERSITY	R&D	428	
20.701	NITC2016-UU03-1148	Various	PORTLAND STATE UNIVERSITY	R&D	2,000	
20.701	UTC - MPC	FAR0023138	NORTH DAKOTA STATE UNIVERSITY	R&D	15,086	
20.701	UTAH TRAJECTORY DATA	NITC2016-UU-17/1264	PORTLAND STATE UNIVERSITY	R&D	15,250	
20.701	VSD BASED CAV TRAFFIC CONTROL	NITC2016-UU-09-1175	PORTLAND STATE UNIVERSITY	R&D	15,648	
20.701	LIFE-SPACE MOBILITY AND AGING	NITC2016-UU-08	PORTLAND STATE UNIVERSITY	R&D	17,809	
20.701	KEY ENHANCEMENTS	NITC2016-UU-05	PORTLAND STATE UNIVERSITY	R&D	32,449	12,000
20.701	POLYCENTRICITY	NITC2016-UU-15-1217	PORTLAND STATE UNIVERSITY	R&D	37,088	
20.701	CV SYSTEM DESIGN	NITC2016-UU-16	PORTLAND STATE UNIVERSITY	R&D	40,501	
20.701	NITC GATEWAY PLANNING	NITC 2016-UU-06-1118	PORTLAND STATE UNIVERSITY	R&D	50,435	
20.701	DISRUPTIVE TRAFFIC EVENTS	NITC2016-UU-07	PORTLAND STATE UNIVERSITY	R&D	62,072	3,387
20.701	SOCIAL-TRANSPORTATION ANALYTIC	NITC2016-UU-04	PORTLAND STATE UNIVERSITY	R&D	62,606	27,500
20.701	MPC TRANSPORTATION CENTER	FAR0028684	NORTH DAKOTA STATE UNIVERSITY	R&D	144,061	
21.008	Low Income Taxpayer Clinics	VARIOUS			74,277	
43	SEARCHING FOR A BLACK HOLE	HST-GO-14067.001-A	SPACE TELESCOPE SCIENCE INSTITUTE	R&D	-250	
43	STRUCTURE OF NUCLEAR CLUSTERS	HSTAR1326801A	SPACE TELESCOPE SCIENCE INSTITUTE	R&D	1,551	
43	IMPROVING TRUST	GRANT#S15-178-05	JAMES MADISON UNIVERSITY	R&D	2,448	
43	IMPROVING BH MASS MEASUREMENTS	HST-GO-14742.002-A	SPACE TELESCOPE SCIENCE INSTITUTE	R&D	8,886	
43	ASTROBIOLOGY TO INCARCERATED	BMSSA-01	BLUE MARBLE SPACE INSTITUTE OF SCIENCE	R&D	10,128	
43	GALAXY BULGES	HST-GO-15133.002-A	SPACE TELESCOPE SCIENCE INSTITUTE	R&D	13,902	
43	National Aeronautics and Space Administration	VARIOUS			15,560	
43	M33 SURVEY	HST-GO-14610.012-A	SPACE TELESCOPE SCIENCE INSTITUTE	R&D	29,044	
43	MODULAR OPTIMIZED OPERATIONAL	VARIOUS	VENCORE SERVICES AND SOLUTIONS INC	R&D	31,634	
43	NASA CPEX WITH DAWN	NNH17CV05C-UTAH	SIMPSON WEATHER ASSOCIATES	R&D	33,201	

**State of Utah**  
**Schedule of Expenditures of Federal Awards By State Agency**  
**For the Year Ended June 30, 2019**

CFDA	Name	Award/Contract	R&D	Expenditures	Provided to Subrecipients
		Name of Pass-through Entity			
<b>COMPONENT UNITS</b>					
<b>UNIVERSITY OF UTAH</b>					
43	ACTIVE SHIELDING	T804046 WYLE INTEGRATED SCIENCE AND ENG GRP	R&D	63,470	
43	National Aeronautics and Space Administration	VARIOUS	R&D	169,760	
43.001	MINERVA EXOPLANET OBSERVATORY	G11515W4575 MONTANA STATE UNIVERSITY	R&D	1,294	
43.001	PLUTO'S SATELLITES	SV8-88016 SMITHSONIAN ASTROPHYSICAL OBSERVATORY	R&D	4,934	
43.001	RENSSELAER/NASA SUBCONTRACT	A19-0117-S006 (P0259854) RENSSELAER POLYTECHNIC INSTITUTE	R&D	5,748	
43.001	WRF-FIRE FORECASTING WITH NOAA	G25492 COLORADO STATE UNIVERSITY	R&D	17,369	
43.001	U WISC (NASA) SUB	775K795 UNIVERSITY OF WISCONSIN-MADISON	R&D	23,648	
43.001	PLUTO'S LOW MASS SATELLITES	SV9-89021 SMITHSONIAN ASTROPHYSICAL OBSERVATORY	R&D	28,223	
43.001	A VIOLENT MERGER IN THE CLUSTE	G07-18117X SMITHSONIAN ASTROPHYSICAL OBSERVATORY	R&D	40,984	
43.001	NASA URBAN WATER-ENERGY-FOOD	RR175-280/S001041 UNIVERSITY OF GEORGIA	R&D	46,164	
43.001	ROCK-POWERED LIFE	1552611 UNIVERSITY OF COLORADO AT BOULDER	R&D	96,093	
43.001	VALIDATION GPM PRECIPITATION	16-08 TEXAS A&M UNIVERSITY	R&D	99,845	
43.001	ANTARCTIC SEARCH FOR METEORITE	RES512750 CASE WESTERN RESERVE UNIVERSITY	R&D	161,785	
43.001	OPENSOURCE: DYNAMIC VISUALIZAT	SUB62720162 AMERICAN MUSEUM OF NATURAL HISTORY	R&D	280,254	
43.001	Science	VARIOUS	R&D	2,275,228	233,752
43.002	QUANTIFYING DARK SUBSTRUCTURE	HSTG014189001A SPACE TELESCOPE SCIENCE INSTITUTE	R&D	3,882	
43.008	Education	VARIOUS	R&D	55,164	54,806
43.008	Education	VARIOUS		657,116	519,045
43.012	Space Technology	VARIOUS		61,707	
43.012	US-COMP INSTITUTE	1607060Z10 MICHIGAN TECHNOLOGICAL UNIVERSITY	R&D	384,922	42,021
45.024	Promotion of the Arts_Grants to Organizations and Individuals	VARIOUS		66,635	
45.160	Promotion of the Humanities_Fellowships and Stipends	VARIOUS	R&D	3,702	
45.161	Promotion of the Humanities_Research	VARIOUS	R&D	37,014	
45.163	Promotion of the Humanities_Professional Development	VARIOUS		57,522	
45.163	Promotion of the Humanities_Professional Development	VARIOUS	R&D	73,242	
45.301	Museums for America	VARIOUS		26,892	
45.312	National Leadership Grants	VARIOUS		165,357	

**State of Utah**  
**Schedule of Expenditures of Federal Awards By State Agency**  
**For the Year Ended June 30, 2019**

CFDA	Name	Award/Contract Name of Pass-through Entity	R&D	Expenditures	Provided to Subrecipients
<b>COMPONENT UNITS</b>					
<b>UNIVERSITY OF UTAH</b>					
47	PARTICLE CHARACTERIZATION	116-NS-IC PO4375/1648790 ELECTRONIC BIOSCIENCE INC	R&D	-25	
47	SCALABLE DETECTOR FOR MIMO	10043366 FARHANG WIRELESS, INC	R&D	916	
47	CONDO OF CONDO	17192062009949 CLEMSON UNIVERSITY	R&D	1,561	
47	EVOLVABLE LIVING COMPUTING	86000020995 BOSTON UNIVERSITY	R&D	7,422	
47	CAICE SUBCONTRACT-CCI PHASE II	45363861 UNIVERSITY OF CALIFORNIA SAN DIEGO	R&D	30,391	
47	TESTING AND EVALUATION OF FUNCTIONALLY GRADED WC-CO - CO	10018547 HEAVYSTONE LABORATORY LLC	R&D	69,450	
47	POWDER	CNS-182688 US IGNITE	R&D	3,633,591	994,154
47.041	NSF STTR SPERM SEPARATIONS	VARIOUS NANONC INC	R&D	-11,078	
47.041	LENS RELIABILITY	10049815 SHARPEYES LLC	R&D	46,543	
47.041	ROBUST EVACUATION SYSTEM	SA0000584 SAN DIEGO STATE UNIVERSITY FOUNDATION	R&D	49,442	
47.041	ENERGY HARVESTING FOR WEARABLE	2012-106707 NORTH CAROLINA STATE UNIVERSITY	R&D	52,195	
47.041	Engineering Grants	VARIOUS	R&D	4,870,871	199,989
47.049	CCI CENTER IN SELECTIVE C-H FUNCTIONALIZATION	S880679 EMORY UNIVERSITY	R&D	-2,499	
47.049	MRI SCT UTAH SUBCONTRACT	UU-1828168 BARNARD UNIVERSITY	R&D	1,455	
47.049	HIGH-THROUGHPUT HEDM AT APS	1123266-388709 CARNEGIE MELLON UNIVERSITY	R&D	5,268	
47.049	SINGLET OXYGEN-RESPONSIVE FLUO	NS1609 TUFTS UNIVERSITY	R&D	20,579	
47.049	MRSEC-SOFT MATERIALS	1552269 UNIVERSITY OF COLORADO AT BOULDER	R&D	48,307	
47.049	PLASMONIC NANOCRESCENT ANTENNA	20143123 UNIVERSITY OF CALIFORNIA IRVINE	R&D	133,944	
47.049	SELECTIVE CH	CHE1700982 EMORY UNIVERSITY	R&D	135,311	
47.049	Mathematical and Physical Sciences	VARIOUS	R&D	8,542,341	110,884
47.050	BRAZELTON ON EXPEDITION 357	28(GG009393-01) COLUMBIA UNIVERSITY	R&D	-38	
47.050	DEEP BRINE LAYER & MERCURY	1637196-1 WESTMINSTER COLLEGE	R&D	-35	
47.050	SOUTHERN CALIFORNIA H/V RATIO	91264235 UNIVERSITY OF SOUTHERN CALIFORNIA	R&D	9,925	
47.050	SNOW, ENERGY & CARBON IN ZONE	VARIOUS UNIVERSITY OF ARIZONA	R&D	11,702	
47.050	CIG	A17-0253-S007 UNIVERSITY OF CALIFORNIA DAVIS	R&D	79,357	
47.050	Geosciences	VARIOUS	R&D	3,568,781	513,833
47.070	SDI-WORKSHOP	PO# 9500013020 RAYTHEON COMPANY	R&D	-293	
47.070	RACKET	502648-78051 NORTHEASTERN UNIVERSITY	R&D	1,927	



**State of Utah**  
**Schedule of Expenditures of Federal Awards By State Agency**  
**For the Year Ended June 30, 2019**

CFDA	Name	Award/Contract		R&D	Expenditures	Provided to Subrecipients
			Name of Pass-through Entity			
<b>COMPONENT UNITS</b>						
<b>UNIVERSITY OF UTAH</b>						
47.070	NSF: DIBBS INTELLIGENCE	P0235476	UNIVERSITY OF ARIZONA	R&D	3,014	
47.070	INSTAGENI MAINTENANCE	3200000590-18.256	UNIVERSITY OF KENTUCKY	R&D	4,511	
47.070	CYBERINFRASTRUCTURE COE PILOT	110331201	UNIVERSITY OF SOUTHERN CALIFORNIA	R&D	5,921	
47.070	DIBBS - INDIANA SUB	BL4848800UTAH	INDIANA UNIVERSITY	R&D	8,842	
47.070	BLUE WATER FELLOWSHIP	067846-1707	UNIVERSITY OF IL AT URBANA-CHAMPAIGN	R&D	43,938	
47.070	CC* CI WORKFLOW FACILITATOR	1554921	UNIVERSITY OF COLORADO AT BOULDER	R&D	168,098	
47.070	SLATE - MOBILITY OF CAPABILITY	FP066185-B	UNIVERSITY OF CHICAGO	R&D	265,214	
47.070	Computer and Information Science and Engineering	VARIOUS		R&D	8,416,977	1,348,033
47.074	IWASA UC BOULDER SUBAWARD	1557433	UNIVERSITY OF COLORADO AT BOULDER	R&D	11,334	
47.074	MIMULUS EDUCATIONAL MATERIALS	147111	UNIVERSITY OF CONNECTICUT	R&D	12,329	
47.074	UC DAVIS SUB-RESUB	A19-0587-S001	UNIVERSITY OF CALIFORNIA DAVIS	R&D	19,840	
47.074	MAIZE ENDOSPERM	316602	UNIVERSITY OF ARIZONA	R&D	312,890	
47.074	Biological Sciences	VARIOUS		R&D	4,442,590	102,318
47.075	REGIONAL INEQUALITY	S-001006	UNIVERSITY OF CALIFORNIA RIVERSIDE	R&D	35,764	
47.075	Social, Behavioral, and Economic Sciences	VARIOUS		R&D	720,584	150,975
47.076	HOST GENETIC DIVERSITY	ECRA632-22-53/SUB	ARIZONA STATE UNIVERSITY	R&D	191	
47.076	Education and Human Resources	VARIOUS		R&D	2,893,612	316,184
47.079	US-JAPAN GRANT: DRIED BLOOD	OISE-17-62930-1	CRDF GLOBAL	R&D	13,136	
47.079	Office of International Science and Engineering	VARIOUS		R&D	20,246	
47.079	ADVANCED ARTIFICIAL MUSCLES	7141560C /GR06613	UNIVERSITY OF NEVADA LAS VEGAS	R&D	112,146	
64	Department of Veterans Affairs	VARIOUS		R&D	20,157	
64	Department of Veterans Affairs	VARIOUS			9,861,885	
64.034	VA Assistance to United States Paralympic Integrated Adaptive Sports Program	VARIOUS		R&D	21,329	
64.034	VA Assistance to United States Paralympic Integrated Adaptive Sports Program	VARIOUS			75,777	
66.511	CLASIC	LCASW3SG16	WATER RESEARCH FOUNDATION	R&D	86,786	
66.511	Office of Research and Development Consolidated Research/Training/Fellowships	VARIOUS		R&D	270,265	
66.514	Science to Achieve Results (STAR) Fellowship Program	VARIOUS		R&D	8,365	
66.514	Science to Achieve Results (STAR) Fellowship Program	VARIOUS			20,100	

**State of Utah**  
**Schedule of Expenditures of Federal Awards By State Agency**  
**For the Year Ended June 30, 2019**

CFDA	Name	Award/Contract Name of Pass-through Entity	R&D	Expenditures	Provided to Subrecipients
<b>COMPONENT UNITS</b>					
<b>UNIVERSITY OF UTAH</b>					
66.806	MAGCORP	VARIOUS FRIENDS OF GREAT SALT LAKE	R&D	29,062	
77.008	U.S. Nuclear Regulatory Commission Scholarship and Fellowship Program	VARIOUS		105,704	
77.008	U.S. Nuclear Regulatory Commission Scholarship and Fellowship Program	VARIOUS	R&D	177,609	
81	BIOLOGICALLY INSPIRED AMMONIA	DE-SC0017845 FULCRUM BIOSCIENCES	R&D	1,522	
81	TIRE RECYCLING	SA-19-02 SUSTAINABLE MANUFACTURING INNOV ALLNCE	R&D	19,559	
81	FAST SCALABLE DATA MOVEMENT	10051010 VISUS LLC	R&D	35,426	
81	REMADE DEPUTY NODE LEADER	SA-17-07 SUSTAINABLE MANUFACTURING INNOV ALLNCE	R&D	36,488	
81	NANOSCALE LUBRICANT MECHANICS	FELLOWSHIPNOBLE KRELL INSTITUTE		48,595	
81	HONEYWELL FOAM PHASE 2	PO N000261740 HONEYWELL FED MANFCTR & TECHNLGES LLC	R&D	68,346	
81	BIOLOGICALLY INSPIRED AMMONIA	10049682-BIOLOGICALLY INSPIRED AMMO FULCRUM BIOSCIENCES	R&D	78,243	
81	OPENEDGE2	10040876 ENTRY POINT, LLC	R&D	87,774	
81	REI - FLARES PHASE II	REI-8262-1 REACTION ENGINEERING INTL	R&D	95,154	
81	DOE: WESTSMARTEV	VARIOUS PACIFICORP	R&D	99,328	
81	Department of Energy	VARIOUS		170,503	
81	A NOVEL FLASH IRONMAKING PROCESS	10029234 AISI AMERICAN IRON AND STEEL INSTITUTE	R&D	227,950	
81	RAPID SORTING OF SCRAP METALS	SA-18-01 SUSTAINABLE MANUFACTURING INNOV ALLNCE	R&D	475,623	
81	Department of Energy	VARIOUS	R&D	3,591,607	77,122
81.049	DOE - SUBCONTRACT TO UW	UWSC8610 UNIVERSITY OF WASHINGTON	R&D	-8,653	
81.049	MEMBRANES FOR SOLAR FUELS	10051529 WASATCH MOLECULAR INC	R&D	363	
81.049	HPC FLOWBACK & CLEANUP TOOL	REI82481 REACTION ENGINEERING INTL	R&D	4,781	
81.049	COLD PRECIPITATION DATA	695K656 UNIVERSITY OF WISCONSIN-MADISON	R&D	38,065	
81.049	ALTA ROCK	10049506 ALTAROCK ENERGY	R&D	42,584	
81.049	STOCHASTIC MICROPHYSICS PARAM	Z17-90030 UNIVERSITY CORP FOR ATMOSPHERIC RESEARCH	R&D	52,146	
81.049	BETCY EFRC	134124-G003970 WASHINGTON STATE UNIVERSITY	R&D	61,995	
81.049	ENERGY FRONTIERS	17284Z7181006 UNIVERSITY OF MARYLAND	R&D	153,466	
81.049	HOTPLATE SENSOR	10048835 PARTICLE FLUX ANALYTICS	R&D	244,802	
81.049	Office of Science Financial Assistance Program	VARIOUS	R&D	4,169,903	581,024

**State of Utah**  
**Schedule of Expenditures of Federal Awards By State Agency**  
**For the Year Ended June 30, 2019**

CFDA	Name	Award/Contract Name of Pass-through Entity	R&D	Expenditures	Provided to Subrecipients
<b>COMPONENT UNITS</b>					
<b>UNIVERSITY OF UTAH</b>					
81.057	THORNOCK DOE UCR	UND10356 UNIVERSITY OF NORTH DAKOTA	R&D	34,555	
81.087	DISCOVERING ANTI-CANCER AGENTS	PO 1000850858 UNIVERSITY OF COLORADO AT DENVER	R&D	15,945	
81.087	ZONAL ISOLATION	10052331 HOTROCK ENERGY RESEARCH ORGANIZATION	R&D	20,705	
81.087	PV SOLAR ENERGY	205CAL628 PORTLAND STATE UNIVERSITY	R&D	77,684	
81.087	Renewable Energy Research and Development	VARIOUS	R&D	7,504,562	1,591,908
81.089	RARE EARTH ELEMENTS	VARIOUS REACTION ENGINEERING INTL	R&D	-104	
81.089	Tracer Testing Farnsworth, TX	P0012449 NEW MEXICO INSTITUTE OF MINING & TECH	R&D	6,712	
81.089	HIGH TEMP, PRESS OXYCOMBUSTION	82421 REACTION ENGINEERING INTL	R&D	8,927	
81.089	INTEGRATION OF GEOPHYSICAL SIM	PO 170624-401183-5801 COLORADO SCHOOL OF MINES	R&D	106,152	
81.089	REI DOE HP OXY-COAL 2016	8250-1 REACTION ENGINEERING INTL	R&D	187,458	
81.089	SWP CARBON SEQUESTRATION; PHASE III	GENDSWT20 NEW MEXICO INSTITUTE OF MINING & TECH	R&D	706,257	14,500
81.089	Fossil Energy Research and Development	VARIOUS	R&D	1,114,015	248,216
81.112	HIGH P-T DEFORMATION MECHANISM	18-S20 GEORGE WASHINGTON UNIVERSITY	R&D	19,872	
81.117	Energy Efficiency and Renewable Energy Information Dissemination, Outreach, Training and Technical Analysis/Assistance	VARIOUS		397,239	
81.121	ALPHA SPECTROSCOPY OF SALTS	60049182 OHIO STATE UNIVERSITY RESEARCH FNDTN	R&D	27,352	
81.121	NEUP-CU BOULDER 2018	1557174 PO#1001094525 UNIVERSITY OF COLORADO AT BOULDER	R&D	39,108	
81.121	Nuclear Energy Research, Development and Demonstration	VARIOUS		53,585	
81.121	BISON CAPABILITIES	18-023 UNIVERSITY OF NEW HAMPSHIRE	R&D	75,345	
81.121	Nuclear Energy Research, Development and Demonstration	VARIOUS	R&D	885,607	40,918
81.122	Electricity Delivery and Energy Reliability, Research, Development and Analysis	VARIOUS	R&D	136,844	
81.124	Predictive Science Academic Alliance Program	VARIOUS	R&D	2,865,945	308,792
81.135	Advanced Research Projects Agency - Energy	VARIOUS	R&D	644,545	84,519
84	DLI & STUDENT ACHIEVEMENT	R305H170005 AMER COUNCILS FOR INTNL EDUCATION	R&D	71,513	
84.007	Federal Supplemental Educational Opportunity Grants	VARIOUS		857,695	
84.015	National Resource Centers Program for Foreign Language and Area Studies or Foreign Language and International Studies Program and Foreign Language and Area Studies Fellowship Program	VARIOUS		1,446,559	669,634

**State of Utah**  
**Schedule of Expenditures of Federal Awards By State Agency**  
**For the Year Ended June 30, 2019**

CFDA	Name	Award/Contract Name of Pass-through Entity	R&D	Expenditures	Provided to Subrecipients
<b>COMPONENT UNITS</b>					
<b>UNIVERSITY OF UTAH</b>					
84.033	Federal Work-Study Program	VARIOUS		1,766,305	
84.042	TRIO_Student Support Services	VARIOUS		348,221	
84.047	TRIO_Upward Bound	VARIOUS		490,971	
84.063	Federal Pell Grant Program	VARIOUS		30,132,565	
84.229	Language Resource Centers	VARIOUS		117,548	
84.283	WCC EVALUATION	S283B120006 WESTED	R&D	38,178	
84.283	WCC EVALUATION	s12-174 MOD 6 WESTED	R&D	99,160	
84.305	MORPHOLOGY INTERVENTION	5509-UU-IES-0401 PENNSYLVANIA STATE UNIVERSITY	R&D	2,400	
84.305	AAAS SUBCONTRACT	3155A AMER ASSOC FOR THE ADVANCMNT OF SCIENCE		12,202	
84.324	BEHAVIORAL OUTCOMES	FY2019-005 UNIVERSITY OF KANSAS	R&D	24,609	
84.325	NLCSD SCHOLARS - YR 3	UTAH 88403 17-18 SALUS UNIVERSITY		2,000	
84.325	NLCSD PROJECT YEAR 4	H325H140002 SALUS UNIVERSITY		26,198	
84.325	Special Education - Personnel Development to Improve Services and Results for Children with Disabilities	VARIOUS		822,011	16,014
84.335	Child Care Access Means Parents in School	VARIOUS		298,232	
84.379	Teacher Education Assistance for College and Higher Education Grants (TEACH Grants)	VARIOUS		11,256	
85.802	Fellowship Program	VARIOUS		2,250	
93	PK OF UNDERSTUDIED DRUGS	193221 DUKE CLINICAL RESEARCH INSTITUTE	R&D	-56,948	
93	PIDTC-PBMTc SCIDS	VARIOUS CHILDRENS HOSPITAL PHILADELPHIA	R&D	-36,448	
93	HAPTOGLOBIN TREATMENT	VARIOUS NANOSHELL LLC	R&D	-25,152	
93	PBMTc PIDTC 6901 SCID	6901 CHILDREN'S HOSPITAL OF LOS ANGELES	R&D	-23,952	
93	A PHASE LL, RANDOMIZED, PLACEBO-CONTROLLED, BLINDED INVE	000406268003 UNIVERSITY OF ALABAMA	R&D	-14,037	
93	PIDTC SCID 6904	6904 CHILDREN'S HOSPITAL OF LOS ANGELES	R&D	-13,265	
93	PIDTC 6902 SCID	6902 CHILDREN'S HOSPITAL OF LOS ANGELES	R&D	-11,993	
93	PIDTC SCIDS 6903	6903 CHILDREN'S HOSPITAL OF LOS ANGELES	R&D	-10,372	
93	FLUORESCIN FOR LYMPHATIC MAPPING AND SENTINEL LYMPH NOD	VARIOUS VESTAN INC	R&D	-6,074	
93	LONGTERM FOLLOW UP OF PATIENTS PARTICIPATING IN THE MULT	2003163059 JOHNS HOPKINS UNIVERSITY	R&D	-3,917	
93	EBOLA PHASE 2 SBIR	10035362 NAVIGEN	R&D	-1,725	
93	AMPOFO CDC FLU PANDEMIC STUDY	44360 ABT ASSOCIATES INC	R&D	-317	

**State of Utah**  
**Schedule of Expenditures of Federal Awards By State Agency**  
**For the Year Ended June 30, 2019**

CFDA	Name	Award/Contract Name of Pass-through Entity	R&D	Expenditures	Provided to Subrecipients
<b>COMPONENT UNITS</b>					
<b>UNIVERSITY OF UTAH</b>					
93	UHIN - HEALTHIER COMMUNITIES	VARIOUS UTAH HEALTH INFORMATION NETWORK	R&D	-53	
93	EXONUCLEASE-NANOPORE PLATFORM	141-NH-1C-4485 ELECTRONIC BIOSCIENCE INC	R&D	-8	
93	PAVIA BFD GI PANEL SUB FEB '15	VARIOUS BIOFIRE DIAGNOSTICS INC	R&D	17	
93	IMPROVED PATIENT RECOVERY AFTER ANESTHESIA WITH HYPERCAP	10014935 AXON MEDICAL INC	R&D	368	
93	PERCEPTIONS STUDY	VARIOUS NEW ENGLAND RESEARCH INC	R&D	372	
93	CDC FLU PANDEMIC 2 TO49775	T.O. 49775 ABT ASSOCIATES INC	R&D	403	
93	REVIVE IT	3002875927 UNIVERSITY OF MICHIGAN	R&D	562	
93	BIQSFP(NCTN) - COGAALL0932	9500080216-S7XX CHILDRENS HOSPITAL PHILADELPHIA	R&D	736	
93	MIDAS	VARIOUS LAM FOUNDATION	R&D	877	
93	TERM REFERENCE	PRELIM-10050207-RTI RTI INTERNATIONAL	R&D	915	
93	PLCO	VARIOUS WESTAT	R&D	1,106	
93	BOYER BMT CTN 1102	BMTCTNPROTOCOL1102 NATIONAL MARROW DONOR PROGRAM	R&D	1,383	
93	ANHL1131	ROCH\$ANHL1131 CHILDRENS HOSPITAL PHILADELPHIA	R&D	1,600	
93	Department of Health and Human Services	VARIOUS	R&D	2,066	
93	SCAMP TRIAL	UTA03 DUKE CLINICAL RESEARCH INSTITUTE	R&D	5,727	
93	LUMBAR SURGERY LOW BACK PAIN	19-84105-09 (17-074) UNIVERSITY OF TEXAS MEDICAL BRANCH	R&D	6,319	
93	TRANSFORM-HF	2938081 DUKE CLINICAL RESEARCH INSTITUTE	R&D	6,813	
93	FAP - ERLOTINIB - MAYO	PO 65497845 / MCR-0131-CPN MAYO CLINIC ROCHESTER	R&D	7,384	
93	FLAHERTY JHU CONTRACT MAY2018	JHU ID#90075167 JOHNS HOPKINS UNIVERSITY	R&D	10,000	
93	DRUG REPURPOSING PLATFROM	1503014 RECURSION PHARMACEUTICALS LLC	R&D	10,970	
93	BEST-CLI TRIAL	VARIOUS NEW ENGLAND RESEARCH INSTITUTES	R&D	12,570	
93	INDIAN HEALTH SERVICES PROJ	10052282 REGENSTRIEF INSTITUTE, INC	R&D	14,473	
93	NN 108	1U10NS077305-01 MASSACHUSETTS GENERAL HOSPITAL	R&D	14,617	
93	Department of Health and Human Services	VARIOUS	R&D	15,279	
93	PLCO/CDCC	6426-509 WESTAT	R&D	15,884	
93	CEGIR 7802	VARIOUS CINCINNATI CHILDRENS HOSPITAL MED CTR	R&D	15,941	
93	YODER RTI MAR 2017 MILRINONE	HD 036790 / 0212456 RTI INTERNATIONAL	R&D	16,429	
93	ROP1	VARIOUS JAEB CENTER FOR HEALTH RESEARCH	R&D	16,766	6,786

**State of Utah**  
**Schedule of Expenditures of Federal Awards By State Agency**  
**For the Year Ended June 30, 2019**

CFDA	Name	Award/Contract Name of Pass-through Entity	R&D	Expenditures	Provided to Subrecipients
<b>COMPONENT UNITS</b>					
<b>UNIVERSITY OF UTAH</b>					
93	FLU PANDEMIC TO 48494	TO-200-2013-F-57544 ABT ASSOCIATES INC	R&D	16,881	
93	ALLIANCE NCORP RESEARCH BASE	VARIOUS MAYO CLINIC ROCHESTER	R&D	17,181	
93	TREATMENT OF ASTHMA	HHSN268201700021C TECHNOLOGY HOLDINGS LLC	R&D	18,133	
93	FLU PANDEMIC - PHASE A	MA44306T044927 ABT ASSOCIATES INC	R&D	18,411	
93	PROSTATE 8	PO B00127743 UNIVERSITY OF CALIFORNIA SAN FRANCISCO	R&D	19,742	
93	HERSH CHOP CDC SUB JUNE 2017	7300260419 / PO 962906-RSUB CHILDRENS HOSPITAL PHILADELPHIA	R&D	24,604	
93	VIOLET-PETAL	10045509 INTERMOUNTAIN HEALTHCARE	R&D	24,865	
93	SWOG CONTRACT	VARIOUS OREGON HEALTH & SCIENCE UNIVERSITY	R&D	31,026	
93	NIH COG NCORP (UG1CA189955)	UGICA189955 CHILDRENS HOSPITAL PHILADELPHIA	R&D	33,854	
93	BOTTO TFGH CDC SUB 2018-2019	VARIOUS THE TASK FORCE FOR GLOBAL HEALTH	R&D	35,162	
93	ECOG-ACRIN LAPS PURCHASE AGREE	VARIOUS ECOG-ACRIN CANCER RESEARCH GROUP	R&D	46,444	
93	CTSU PHASE II SUPPLEMENTAL	VARIOUS CHILDRENS HOSPITAL PHILADELPHIA	R&D	49,045	
93	MSU SUBCONTRACT	RC103694UT MICHIGAN STATE UNIVERSITY	R&D	50,078	
93	CVDC POSTDOC SUPPORT	1U01HL131003-3 CINCINNATI CHILDRENS HOSPITAL MED CTR	R&D	53,142	
93	CCN-DENVER	FY18.903.001 UNIVERSITY OF COLORADO AT DENVER	R&D	102,507	18,758
93	QUANTIFIABLE THERMAL THERAPY	10051908 NEOTHERMA ONCOLOGY	R&D	108,702	
93	YODER RTI MAY 2017 DARBE	0212456 RTI INTERNATIONAL	R&D	108,736	
93	BREAST CANCER TESTING PANELS	UOU-195385 MAYO CLINIC ROCHESTER	R&D	132,187	
93	DVAS	A003630302 UNIVERSITY OF MINNESOTA	R&D	157,245	
93	TRIALNET MAJOR AFFILIATE	6119114400E UNIVERSITY OF SOUTH FLORIDA	R&D	247,941	
93	NIH NCTN GRANT (U10CA180886)	SUB#950008021512C CHILDRENS HOSPITAL PHILADELPHIA	R&D	319,182	
93	INTEGRATING NOVEL MECHANISMS	000513373-SP004-001 UNIVERSITY OF ALABAMA AT BIRMINGHAM	R&D	747,906	
93	Department of Health and Human Services	VARIOUS	R&D	1,424,861	
93	Department of Health and Human Services	VARIOUS	R&D	10,331,455	835,700
93.048	Special Programs for the Aging_Title IV_and Title II_Discretionary Projects	VARIOUS	R&D	144,330	
93.059	Training in General, Pediatric, and Public Health Dentistry	VARIOUS	R&D	335,870	
93.073	FELDKAMP UOFI SUB FEB 2018	S00427-01 UNIVERSITY OF IOWA	R&D	4,549	

**State of Utah**  
**Schedule of Expenditures of Federal Awards By State Agency**  
**For the Year Ended June 30, 2019**

CFDA	Name	Award/Contract Name of Pass-through Entity	R&D	Expenditures	Provided to Subrecipients
<b>COMPONENT UNITS</b>					
<b>UNIVERSITY OF UTAH</b>					
93.073	Birth Defects and Developmental Disabilities - Prevention and Surveillance	VARIOUS	R&D	437,798	
93.077	NICOTINE CONTENT	00005077 MD ANDERSON CANCER CENTER	R&D	18,510	
93.084	GLOBAL TRAVEPINET PROGRAM	231295 YEAR 1 MASSACHUSETTS GENERAL HOSPITAL	R&D	15,068	
93.084	JHMI SUBCONTRACT	2004040591 JOHNS HOPKINS HOSPITAL	R&D	20,197	
93.084	Prevention of Disease, Disability, and Death by Infectious Diseases	VARIOUS	R&D	1,060,234	326,957
93.085	Research on Research Integrity	VARIOUS	R&D	9,990	
93.103	ARIMOCLOMOL IN IBM	ZAD00000 UNIVERSITY OF KANSAS	R&D	76	
93.103	DCA IN PDC DEFICIENCY	UFOCR00012081 (UFDSP0011718) UNIVERSITY OF FLORIDA	R&D	2,990	
93.103	PHASE 3 IVFAT PNAC FDA SUB	3003792592 UNIVERSITY OF MICHIGAN	R&D	28,772	
93.103	Food and Drug Administration_Research	VARIOUS	R&D	151,446	
93.107	Area Health Education Centers Point of Service Maintenance and Enhancement Awards	VARIOUS	R&D	351,675	255,341
93.110	Maternal and Child Health Federal Consolidated Programs	VARIOUS	R&D	806,620	620,368
93.113	TAYLOR R01	WFOHS 552908 WAKE FOREST UNIVERSITY	R&D	11,265	
93.113	QUINLAN UF RESUBMIT 2016	UFDSP00011534 UNIVERSITY OF FLORIDA	R&D	48,359	
93.113	Environmental Health	VARIOUS	R&D	801,302	
93.117	Preventive Medicine and Public Health Residency Training Program, Integrative Medicine Program, and National Coordinating Center for Integrative Medicine	VARIOUS	R&D	96,986	
93.121	PEPTIDE NANOFIBER HYDROGELS	R22722 RICE UNIVERSITY	R&D	-10,729	
93.121	Oral Diseases and Disorders Research	VARIOUS	R&D	3,206,206	350,859
93.127	EMERGENCY MEDICAL SERVICE FOR CHILDREN NETWORK DEVELOPME	5/SUB0800089/201503204-01 UNIVERSITY OF CALIFORNIA DAVIS	R&D	-18,882	
93.127	MANN MCW SUB JAN 2016	PO MEDICAL COLLEGE OF WISCONSIN	R&D	30,301	
93.127	NELSON UCD PECARN SUB REN 2015	201503204-1 UNIVERSITY OF CALIFORNIA DAVIS	R&D	138,758	
93.127	Emergency Medical Services for Children	VARIOUS	R&D	3,177,989	
93.135	LYNCH NAPROXEN PER PATIENT	00004109 MD ANDERSON CANCER CENTER	R&D	36,957	
93.136	UMB CDC SUBCONTRACT	1600184A 2026 UNIVERSITY OF MARYLAND BALTIMORE	R&D	17,367	
93.136	Injury Prevention and Control Research and State and Community Based Programs	VARIOUS	R&D	808,711	317,112
93.142	HAZARDOUS MATERIALS TRAINING	0011233A and 0011234A UNIVERSITY OF TEXAS AT HOUSTON	R&D	290,769	
93.143	A SYSTEMS BIOLOGY APPROACH	400763-5802 COLORADO SCHOOL OF MINES	R&D	103,682	
93.145	NATIONAL AIDS EDU & TRAIN CTR.	UWSC8703 UNIVERSITY OF WASHINGTON	R&D	171,379	

**State of Utah**  
**Schedule of Expenditures of Federal Awards By State Agency**  
**For the Year Ended June 30, 2019**

CFDA	Name	Award/Contract		R&D	Expenditures	Provided to Subrecipients
			Name of Pass-through Entity			
<b>COMPONENT UNITS</b>						
<b>UNIVERSITY OF UTAH</b>						
93.153	Coordinated Services and Access to Research for Women, Infants, Children, and Youth	VARIOUS		R&D	388,135	
93.172	CLINGEN RESOURCE	5108832		R&D	8,124	
93.172	VALIDATION OF CSER	UNIV OF NORTH CAROLINA AT CHAPEL HILL		R&D	45,553	
93.172	SOUTH SEQ	OOS030229-UTAH-84068		R&D	63,081	
93.172	MARTH/FRAMESHIFT-NOVEL IBIO	KAISER FOUNDATION RESEARCH INSTITUTE		R&D	63,395	
93.172	MARTH/FRAMESHIFT SBIR II 2017	20000.044.02-06		R&D	91,948	
93.172	THE CLINICAL GENOME RESOURCE	HUDSONALPHA INSTITUTE OF BIOTECHNOLOGY		R&D	92,160	
93.172	FRAMESHIFT STTR SUB 2016	1R43HG009868-01		R&D	120,042	
93.172	QUINLAN BROAD RESUBMIT 2016	FRAMESHIFT LABS LLC		R&D	456,171	
93.172	Human Genome Research	5001020-5500001047		R&D	4,355,458	19,554
93.173	SIMULATING VOICE DISORDERS	BROAD INSTITUTE		R&D	41,015	
93.173	OLFACTORY DYSFUNCTION CRS	UMS-1163		R&D	69,187	
93.173	R01 RENEW RESUB BYU JULY2017	UNIVERSITY OF MAINE AT FORT KENT		R&D	93,627	
93.173	NIH R01 THOMSON NIDCD	1008367 UUT		R&D	126,353	
93.173	UMD SUBCONTRACT	OREGON HEALTH & SCIENCE UNIVERSITY		R&D	170,237	
93.173	R01 RESUB TANNER BYU JULY2017	17-0492		R&D	245,056	
93.173	SIMULATOR FOR PHONOSURGERY	BRIGHAM YOUNG UNIVERSITY		R&D	350,676	
93.173	Research Related to Deafness and Communication Disorders	18-0526		R&D	4,117,249	299,132
93.178	Nursing Workforce Diversity	BRIGHAM YOUNG UNIVERSITY		R&D	384,880	
93.186	National Research Service Award in Primary Care Medicine	110445A 2058 SR00005457		R&D	259,621	
93.211	Telehealth Programs	UNIVERSITY OF MARYLAND		R&D	219,513	
93.213	PAIN MANAGEMENT PROGRAM	18-0523		R&D	2,117	
93.213	MADSEN UG3-UH3 SUB NYU JUN2017	BRIGHAM YOUNG UNIVERSITY		R&D	11,043	
93.213	REDUCTION OF ALCOHOL	GMO 17510		R&D	14,280	
93.213	COOPERMAN R21/R33 SUBCONTRACT	UNIV OF TEXAS SOUTHWESTERN MEDICAL CTR		R&D	20,232	
93.213	PRAGMATIC HEMODIALYSIS TRIALS	0752 PO#954421		R&D	28,179	
93.213	Research and Training in Complementary and Alternative Medicine	RUTGERS UNIVERSITY		R&D	1,462,163	434,169



**State of Utah**  
**Schedule of Expenditures of Federal Awards By State Agency**  
**For the Year Ended June 30, 2019**

CFDA	Name	Award/Contract Name of Pass-through Entity	R&D	Expenditures	Provided to Subrecipients
<b>COMPONENT UNITS</b>					
<b>UNIVERSITY OF UTAH</b>					
93.226	CEASAR - AHRQ	VUMC 57335 VANDERBILT UNIVERSITY MEDICAL CENTER	R&D	5,035	
93.226	SAFE PERFORMANCE OF EHR	111456 BRIGHAM & WOMENS HOSPITAL	R&D	5,937	
93.226	ENACT	0039806 (124759-2) UNIVERSITY OF PITTSBURGH	R&D	6,191	
93.226	MEDICATION ASSIGNED TREATMENT	CNVA00053096(41481-1)-9014203(413778-1) UNIVERSITY OF PITTSBURGH	R&D	7,955	
93.226	CAROLINAS-ACUTE PE	3000301409 (A18-0236-S004) CAROLINAS HEALTHCARE SYSTEM	R&D	18,773	
93.226	PATIENT-CENTERED OUTCOMES	2312021528152594L RTI INTERNATIONAL	R&D	30,357	
93.226	OPIOID USE DISORDER	CNVA00053096 UNIVERSITY OF PITTSBURGH	R&D	42,218	
93.226	MAINTAIN	002608(127137-1) UNIVERSITY OF PITTSBURGH	R&D	56,996	
93.226	GEORGETOWN SUBCONTRACT	5001451461 MEDSTAR HEALTH	R&D	60,412	
93.226	MRSA IN LONG TERM CARE	568241 UNIVERSITY OF PENNSYLVANIA	R&D	239,130	
93.226	Research on Healthcare Costs, Quality and Outcomes	VARIOUS	R&D	1,889,226	427,106
93.233	National Center on Sleep Disorders Research	VARIOUS	R&D	101,533	10,356
93.236	Grants to States to Support Oral Health Workforce Activities	VARIOUS	R&D	209,454	
93.242	KELLER MICH SUB JUNE 2014	3003322495 UNIVERSITY OF MICHIGAN	R&D	-62,929	
93.242	NORLIN AAP JUNE 2016	755161UU AMERICAN ACADEMY OF PEDIATRICS	R&D	-1,572	
93.242	RELATIONSHIP DOMAINS	5111756 UNIV OF NORTH CAROLINA AT CHAPEL HILL	R&D	9,601	
93.242	ONLINE INTERVENTION DEVELOPMNT	18-M23 GEORGE WASHINGTON UNIVERSITY	R&D	10,400	
93.242	KELLER MICH SUB AUG 2017	3004544101 UNIVERSITY OF MICHIGAN	R&D	18,607	
93.242	COOK OHSU R21 SUB 2018-2019	1008660 UUTAA OREGON HEALTH & SCIENCE UNIVERSITY	R&D	30,552	
93.242	PATHS	18-M32 GEORGE WASHINGTON UNIVERSITY	R&D	31,268	
93.242	CBIT-TRAINER	2017-0154 PSYCTECH LTD	R&D	41,119	
93.242	UC RIVERSIDE-NIH SUBCONTRACT	S-001029 UNIVERSITY OF CALIFORNIA RIVERSIDE	R&D	56,658	
93.242	LEPPERT SUBCONTRACT	496K952 UNIVERSITY OF WISCONSIN-MADISON	R&D	63,513	
93.242	CASPER MICH ED-STARS SEPT 2016	3004653606 UNIVERSITY OF MICHIGAN	R&D	88,063	
93.242	CASPER ED-STARS	3003298612 UNIVERSITY OF MICHIGAN	R&D	139,619	
93.242	STABILIZING BEHAVIORAL RHYTHMS	UU442018 HEALTH RHYTHMS	R&D	172,041	
93.242	SUBCONTRACT TO WISCONSIN/LAINH	690K922 UNIVERSITY OF WISCONSIN-MADISON	R&D	532,007	
93.242	Mental Health Research Grants	VARIOUS	R&D	3,280,933	105,862

**State of Utah**  
**Schedule of Expenditures of Federal Awards By State Agency**  
**For the Year Ended June 30, 2019**

CFDA	Name	Award/Contract Name of Pass-through Entity	R&D	Expenditures	Provided to Subrecipients
<b>COMPONENT UNITS</b>					
<b>UNIVERSITY OF UTAH</b>					
93.243	FAST	VARIOUS THE ROAD HOME	R&D	18,774	
93.243	Substance Abuse and Mental Health Services_Projects of Regional and National Significance	VARIOUS	R&D	1,039,723	80,230
93.253	Poison Center Support and Enhancement Grant Program	VARIOUS	R&D	153,469	
93.262	DRONES FOR SAFETY INSPECTION	SUB00001631 UNIVERSITY OF FLORIDA	R&D	5,003	
93.262	RAMSAY COLORADO	G-61105-03 COLORADO STATE UNIVERSITY	R&D	11,040	
93.262	EXPOSURE RESPONSE FOR LBP	183405351 UNIVERSITY OF WISCONSIN-MILWAUKEE	R&D	14,544	
93.262	Occupational Safety and Health Program	VARIOUS	R&D	1,813,356	5,232
93.264	Nurse Faculty Loan Program (NFLP)	VARIOUS	R&D	111,219	
93.273	TEEN ALCOHOL SCREENING IN THE PEDIATRIC EMERGENCY CARE A	70154751UT RHODE ISLAND HOSPITAL	R&D	3,607	
93.273	ALCOHOL DISORDER PREVENTION	S-001070 UNIVERSITY OF CALIFORNIA RIVERSIDE	R&D	9,593	
93.273	PRUITT RIH SUB SEPT 2016	7017137290-1 RHODE ISLAND HOSPITAL	R&D	20,423	
93.273	HIV INFECTED VETERANS	0037731 (124672-4) UNIVERSITY OF PITTSBURGH	R&D	45,358	
93.273	TECHNOLOGY-BASED EVALUATION	UWSC9335 UNIVERSITY OF WASHINGTON	R&D	129,509	
93.273	Alcohol Research Programs	VARIOUS	R&D	1,127,555	12,454
93.279	FACILITATING HCV TREATMENT	8020 MAGEE-WOMENS RESH INST & FDTN	R&D	-94	
93.279	MINDFULNESS	FORD0027 FORDHAM UNIVERSITY	R&D	-6	
93.279	UTERO CANNABIS NEONATAL BRAIN	FY19.778.003 UNIVERSITY OF COLORADO AT DENVER	R&D	2,989	
93.279	CANNABIS DURING PREGNANCY	SC37730-1 COLORADO SEMINARY	R&D	3,758	
93.279	PITTSBURGH GELLAD SUBCONTRACT	0057127(130219-3) UNIVERSITY OF PITTSBURGH	R&D	4,781	
93.279	OAT IN MEDICAID IMPACT	9920180084 RAND CORPORATION	R&D	14,841	
93.279	Nicotine and Alcohol Co-Depend	140401 BRIGHAM YOUNG UNIVERSITY	R&D	25,742	
93.279	PRESCRIPTION DRUG MONITORING	009942-025 UNIVERSITY OF CINCINNATI	R&D	61,347	
93.279	MII	32661 UTAH BARROW NEUROLOGICAL INSTITUTE	R&D	103,664	
93.279	CTN BUPRENORPHINE	15116-1 HENNEPIN HEALTHCARE RESEARCH INSTITUTE	R&D	192,512	
93.279	Drug Abuse and Addiction Research Programs	VARIOUS	R&D	4,673,464	44,517
93.283	Centers for Disease Control and Prevention_Investigations and Technical Assistance	VARIOUS	R&D	946,839	368,714
93.286	CORNELL SUB R01 RESUBMISSION	1304055702 WEILL CORNELL MEDICAL COLLEGE	R&D	-105	

**State of Utah**  
**Schedule of Expenditures of Federal Awards By State Agency**  
**For the Year Ended June 30, 2019**

CFDA	Name	Award/Contract Name of Pass-through Entity	R&D	Expenditures	Provided to Subrecipients
<b>COMPONENT UNITS</b>					
<b>UNIVERSITY OF UTAH</b>					
93.286	NIH SUB WITH FAU	URK87 FLORIDA ATLANTIC UNIVERSITY	R&D	21,798	
93.286	MD2K	5-40513 UNIVERSITY OF MEMPHIS	R&D	23,407	
93.286	MRI GUIDED THERMAL THERAPY	11171SC UNIVERSITY OF CALIFORNIA SAN FRANCISCO	R&D	79,368	
93.286	Discovery and Applied Research for Technological Innovations to Improve Human Health	VARIOUS	R&D	2,909,819	8,184
93.307	VINCI R00	11-19002-99-01-G2 MOFFITT CANCER CENTER	R&D	13,731	
93.307	UOFTX LATINO SMOKERS	UTA17-0001145 UNIVERSITY OF TEXAS AT AUSTIN	R&D	18,857	
93.307	COOK CNMC SUB OCT 2016	30004222-03 CHILDREN'S NATIONAL MEDICAL CENTER	R&D	33,809	
93.307	NYU SUBCONTRACT	18-A1-00-007896 PROJ#110387 NEW YORK UNIVERSITY	R&D	45,370	
93.307	Minority Health and Health Disparities Research	VARIOUS	R&D	1,415,959	857,114
93.310	DP2 SUB UCSF	8935SC UNIVERSITY OF CALIFORNIA SAN FRANCISCO	R&D	-26,024	
93.310	OXANDROLONE - ROWER	10052860 NEW ENGLAND RESEARCH INSTITUTES	R&D	1,132	
93.310	YODER SIRB UOFR JUNE 2017	417194 G/UR FAO GR510713 UNIVERSITY OF ROCHESTER	R&D	7,102	
93.310	WRISTBAND SUPPLEMENT PROJECT	203-7778 DUKE UNIVERSITY	R&D	7,515	
93.310	LA DREAMERS	94745352 UNIVERSITY OF SOUTHERN CALIFORNIA	R&D	13,444	
93.310	CTSA - SINGLE IRB	MUSC17-111-8C997 MEDICAL UNIVERSTIY OF SOUTH CAROLINA	R&D	36,040	
93.310	SOUTHERN ALL OF US NETWORK	000519041-007 UNIVERSITY OF ALABAMA AT BIRMINGHAM	R&D	80,733	
93.310	NRMN	5101964-1 BOSTON COLLEGE	R&D	764,773	453,952
93.310	Trans-NIH Research Support	VARIOUS	R&D	3,816,544	251,967
93.312	GEOCACHING EVENT	VARIOUS TOURETTE ASSOCIATION OF AMERICA	R&D	4,528	
93.315	SPINA BIFIDA COMPONENT C	VARIOUS INTERMOUNTAIN HEALTHCARE	R&D	5,547	
93.315	Rare Disorders: Research, Surveillance, Health Promotion, and Education	VARIOUS	R&D	455,460	18,000
93.350	STRESS	203-7853 DUKE CLINICAL RESEARCH INSTITUTE	R&D	2,058	
93.350	VCRC PROTOCOL 5511	571955 UNIVERSITY OF PENNSYLVANIA	R&D	2,879	
93.350	ACT WAVE 3 - UOP	0055353 UNIVERSITY OF PITTSBURGH	R&D	37,096	
93.350	LASALLE VANDERBILT U24 RIC SUB	VUMC 59240 VANDERBILT UNIVERSITY	R&D	64,289	
93.350	PROMIS	60044737UU NORTHWESTERN UNIVERSITY	R&D	117,382	

**State of Utah**  
**Schedule of Expenditures of Federal Awards By State Agency**  
**For the Year Ended June 30, 2019**

CFDA	Name	Award/Contract Name of Pass-through Entity	R&D	Expenditures	Provided to Subrecipients
<b>COMPONENT UNITS</b>					
<b>UNIVERSITY OF UTAH</b>					
93.350	LASALLE CTSA NETWORK SUPP UL1	MUSC19-013-8D533 (MUSC17-020-8C706) MEDICAL UNIVERSTIY OF SOUTH CAROLINA	R&D	121,305	
93.350	National Center for Advancing Translational Sciences	VARIOUS	R&D	8,878,604	195,347
93.351	NIH ZEBRAFISH GENOTYPING	10043113 NANONC INC	R&D	-1,941	
93.351	Research Infrastructure Programs	VARIOUS	R&D	1,045,692	
93.353	21st Century Cures Act - Beau Biden Cancer Moonshot	VARIOUS	R&D	3,827,554	1,337,146
93.354	MELANOMA	00003179 MD ANDERSON CANCER CENTER	R&D	242,626	
93.359	Nurse Education, Practice Quality and Retention Grants	VARIOUS	R&D	554,541	75,570
93.361	U MICHIGAN (ZAHURANEC) SUB	3004717570 UNIVERSITY OF MICHIGAN	R&D	2,069	
93.361	STRONG	2017-3499 UNIVERSITY OF CALIFORNIA IRVINE	R&D	5,220	
93.361	LINDER VCU SUBCONTRACT	EP2952370 PR8503090-V2 VIRGINIA COMMONWEALTH UNIVERSITY	R&D	11,020	
93.361	UCDENVER SUBCONTRACT FALL 18	FY19.961.001 UNIVERSITY OF COLORADO AT DENVER	R&D	31,226	
93.361	QUADRUPEDAL HUMAN-ASSISTIVE RO	UA15-060 UNIVERSITY OF ALABAMA	R&D	73,303	
93.361	PRESSURE ULCERS	2035600 DUKE UNIVERSITY	R&D	83,566	
93.361	Nursing Research	VARIOUS	R&D	1,770,775	352,851
93.393	EBS SUBCONTRACT: TOOLS RNA NIH	141-NH-1C-4484 ELECTRONIC BIOSCIENCE INC	R&D	-46	
93.393	BIDMC SUBCONTRACT	01027406 BETH ISRAEL DEACONESS MEDICAL CENTER	R&D	-11	
93.393	BREAST CANCER FAMILY COHORT	1UM1CA16492001A1UT CANCER PREVENTION INST OF CALIFORNIA	R&D	-1	
93.393	SUB TO MAYO U01 (ICPCG)	UOU181797 / PO64852898 MAYO CLINIC ROCHESTER	R&D	1,189	
93.393	ICPCG	63291580 MAYO CLINIC ROCHESTER	R&D	1,639	
93.393	P GIN AND PANC CANCER (R03)	102466-00001 / NIH034 TUFTS UNIVERSITY	R&D	2,167	
93.393	BRCA2 MISSENSE MUTATIONS	UNI-18129402 MAYO CLINIC ROCHESTER	R&D	7,244	
93.393	SOCIAL NETWORK ASSESSMENT PROG	10183789901G1 MOFFITT CANCER CENTER	R&D	10,423	
93.393	MD ANDERSON SUB - COLORECTAL	SUB2158 MD ANDERSON CANCER CENTER	R&D	15,755	
93.393	PURDUE NCI SUBCONTRACT	11000720-012 (4102-81790) PURDUE UNIVERSITY	R&D	17,213	
93.393	GENOMIC AND TRANSCRIPTOMIC	GB10524 UNIVERSITY OF VIRGINIA	R&D	22,039	
93.393	CERVICAL CANCER	RS20152192-06 UNIVERSITY OF OKLAHOMA	R&D	23,643	
93.393	FINANCIAL INCENTIVES	RS20160790-05 UNIVERSITY OF OKLAHOMA	R&D	24,686	

**State of Utah**  
**Schedule of Expenditures of Federal Awards By State Agency**  
**For the Year Ended June 30, 2019**

CFDA	Name	Award/Contract Name of Pass-through Entity	R&D	Expenditures	Provided to Subrecipients
<b>COMPONENT UNITS</b>					
<b>UNIVERSITY OF UTAH</b>					
93.393	GERMLINE MULTIPLE MYELOMA	BD523231 MEMORIAL SLOAN-KETTERING CANCER CTR	R&D	32,754	
93.393	CONTROLLING ESOPHAGEAL CANCER	S(GG012814-01) COLUMBIA UNIVERSITY	R&D	35,096	
93.393	PATHOLOGICAL EPIDEMIOLOGY	0000813360 FRED HUTCHINSON CANCER RESEARCH CENTER	R&D	44,402	
93.393	COMPREHENSIVE EVALUATION	N006612801 UNIVERSITY OF MINNESOTA	R&D	53,487	
93.393	RAPID-PC	1557 G 2A332 PTE-441356 RJ 29590 UNIVERSITY OF CALIFORNIA LOS ANGELES	R&D	53,692	
93.393	R01-CA189184	SUB#835528 FRED HUTCHINSON CANCER RESEARCH CENTER	R&D	100,694	
93.393	BREAST CANCER COHORT	3(GG013725-01) / SAPO: G12765 COLUMBIA UNIVERSITY	R&D	142,259	
93.393	4DN TPA INITIATIVE	92275293 S9001779 UNIVERSITY OF CALIFORNIA SAN DIEGO	R&D	510,418	302,370
93.393	Cancer Cause and Prevention Research	VARIOUS	R&D	8,384,330	2,812,933
93.394	BIOMARKERS OF HORMONE THERAPY	71183210 UNIVERSITY OF SOUTHERN CALIFORNIA	R&D	6,266	
93.394	ULCERATIVE COLITIS	7/31/18UWSC9880 UNIVERSITY OF WASHINGTON	R&D	6,852	
93.394	SUBCON_FAJARDO-OKLAHOMA_2015	2016-45 UNIVERSITY OF OKLAHOMA	R&D	89,762	
93.394	EARLY DETECTION CANCER U01 SUB	00004322 MD ANDERSON CANCER CENTER	R&D	108,937	
93.394	Cancer Detection and Diagnosis Research	VARIOUS	R&D	2,687,262	340,990
93.395	13854- LAST	VARIOUS MEDICAL COLLEGE OF WISCONSIN	R&D	-2,427	
93.395	BIQSFP (NCTN) COG AALL1131	9500080216-S7 CHILDRENS HOSPITAL PHILADELPHIA	R&D	-233	
93.395	4D LUNG STEREOTAC RADIOTHERAPY	1600557/14431 UNIVERSITY OF MARYLAND BALTIMORE	R&D	273	
93.395	Meyers COG NCTN Supp (Surgery)	VARIOUS CHILDRENS HOSPITAL PHILADELPHIA	R&D	5,325	
93.395	A PHASE III MULTICENTER RANDOMIZED TRIAL OF SENTINAL LYM	CA29605 JOHN WYNE CNCR INST@ST JHN'S HLTH CR CTR	R&D	9,502	
93.395	13854-LAST - Y4	PO# MEDICAL COLLEGE OF WISCONSIN	R&D	11,748	
93.395	SCHIFFMAN_PEEL THERAPEUTICS	10052250 PEEL THERAPEUTICS	R&D	12,299	
93.395	13854-LAST - Y5	5R01CA184798-05 MEDICAL COLLEGE OF WISCONSIN	R&D	12,736	
93.395	POST-POLYPECTOMY SURVEILLANCE	09560001-320349 VETERANS MEDICAL RESEARCH FOUNDATION	R&D	23,226	
93.395	ECOG-ACRIN FOUNDATION SUB	U10CA18082002UTAH1 ECOG-ACRIN MEDICAL RESEARCH FDTN	R&D	26,171	
93.395	SCI. LEADERSHIP U10CA180886	9500080217-06C CHILDRENS HOSPITAL PHILADELPHIA	R&D	27,622	
93.395	SWOG NCORP - PI SUPPORT	1005019 UUT OREGON HEALTH & SCIENCE UNIVERSITY	R&D	28,652	

**State of Utah**  
**Schedule of Expenditures of Federal Awards By State Agency**  
**For the Year Ended June 30, 2019**

CFDA	Name	Award/Contract		R&D	Expenditures	Provided to Subrecipients
			Name of Pass-through Entity			
<b>COMPONENT UNITS</b>						
<b>UNIVERSITY OF UTAH</b>						
93.395	BMX-HGG-001	00062660	BIOMIMETIX JV LLC	R&D	35,375	
93.395	COG RARE TUMOR 2016-2017	10045310	CHILDRENS HOSPITAL PHILADELPHIA	R&D	35,563	
93.395	MATSEN CCDR PILOT JUNE2018	UTT-194321 PO#66186213	MAYO CLINIC ROCHESTER	R&D	70,780	
93.395	WHITE MATTER TOXICITY IN PEDS	R01 CA221197	BAYLOR COLLEGE OF MEDICINE	R&D	70,813	
93.395	MHEALTH DATA	SUBK00008225	UNIVERSITY OF MICHIGAN	R&D	121,249	
93.395	THERA TARGET STTR SUBAWARD	10044354	THERA TARGET INC	R&D	162,902	22,888
93.395	11.15.17_WUSTL_SUBCONTRACT	WU-19-77	WASHINGTON UNIVERSITY IN ST LOUIS	R&D	200,770	
93.395	MECHANISTIC STUDY OF ANTITUMOR	745001	PROTEOGENOMICS RESH INST FOR SYS MED	R&D	207,241	
93.395	Cancer Treatment Research	VARIOUS		R&D	4,264,011	461,224
93.396	PROTEOME SAMPLE PREPARATION	VARIOUS	SONATA BIOSCIENCES INCE	R&D	-900	
93.396	VIS ANALYSIS LRG PAT COHORTS	152454.5097127.0103	HARVARD UNIVERSITY	R&D	40,859	
93.396	U01 SCREEN DETECTED LESIONS	PO#3001052861 SUB00003640	MD ANDERSON CANCER CENTER	R&D	55,320	
93.396	Cancer Biology Research	VARIOUS		R&D	4,039,138	173,278
93.397	ASU (ACE)-SUBCONTRACT	ASUB00000013	ARIZONA STATE UNIVERSITY	R&D	348,143	
93.397	COHEN_SUB_CITY OF HOPE_U54	60600.2004495-4500.669301	CITY OF HOPE NATIONAL MEDICAL CENTER	R&D	563,345	
93.397	Cancer Centers Support Grants	VARIOUS		R&D	3,679,304	58,616
93.398	Cancer Research Manpower	VARIOUS		R&D	1,791,418	
93.516	PUBLIC HEALTH TRAINING	FY15155004	UNIVERSITY OF COLORADO AT DENVER	R&D	20,601	
93.516	RM-PHTC	FY19.641.003/PTE.PRO.2-5-A6986	UNIVERSITY OF COLORADO AT DENVER	R&D	96,203	
93.732	Mental and Behavioral Health Education and Training Grants	VARIOUS		R&D	239,281	
93.823	Ebola Support: Transmission and Prevention Control, Public Health Preparedness, Vaccine Development	VARIOUS		R&D	475,450	127,773
93.837	ELECTROPHYS EFFECTS OF NEURAL	1553GQD960	UNIVERSITY OF CALIFORNIA LOS ANGELES	R&D	-5,380	
93.837	READMISSION	KEY1795-02	NORTHERN CALIFORNIA INST RESH & EDUC	R&D	-3,820	
93.837	CASPER EMORY R34 SUB 2014	T397320	EMORY UNIVERSITY	R&D	-707	
93.837	CVDC POSTDOC SUPPORT	CVDC PROJECT 138275 FELLOW	CINCINNATI CHILDRENS HOSPITAL MED CTR	R&D	-295	
93.837	MEDFOCUS	W000709492	UNIVERSITY OF IOWA	R&D	-35	

**State of Utah**  
**Schedule of Expenditures of Federal Awards By State Agency**  
**For the Year Ended June 30, 2019**

CFDA	Name	Award/Contract Name of Pass-through Entity	R&D	Expenditures	Provided to Subrecipients
<b>COMPONENT UNITS</b>					
<b>UNIVERSITY OF UTAH</b>					
93.837	GENOPHENO CARDIOMYOPATHY	WSU15061 WAYNE STATE UNIVERSITY	R&D	-31	
93.837	CHANGE IN ANESTHETIC/POSTOP	T688275 EMORY UNIVERSITY	R&D	-6	
93.837	HITCHCOCK SACHSE R56	GENFD0001170195 CHILDRENS HOSPITAL BOSTON	R&D	4	
93.837	PRECISION MED FOR CHEMO-RELAT	60064759 OHIO STATE UNIVERSITY RESEARCH FNDDN	R&D	18	
93.837	ALDOSTERONE DMD OHIO STATE SUB	60060457-60041988 OHIO STATE UNIVERSITY RESEARCH FNDDN	R&D	46	
93.837	HEART HEALTH CAPITATION	0214047 RTI INTERNATIONAL	R&D	58	58
93.837	MULTISCALE MODELING	5111704 UNIV OF NORTH CAROLINA AT CHAPEL HILL	R&D	943	
93.837	WRAP-IPF	9118SC UNIVERSITY OF CALIFORNIA SAN FRANCISCO	R&D	1,653	
93.837	FALD	U10HL068270 NEW ENGLAND RESEARCH INSTITUTES	R&D	3,805	
93.837	FRANKLIN R01SUB MOON/GEISINGER	696038UOU01 GEISINGER HEALTH SYSTEM	R&D	3,979	
93.837	BP AND KIDNEY FUNCTION	N006187431 (N006187407) UNIVERSITY OF MINNESOTA	R&D	4,387	
93.837	LIFE STUDY_HF	SITE #LF700 DUKE UNIVERSITY	R&D	5,331	
93.837	CIRT (CARDIO INFLAMMATION)	CIRT BRIGHAM & WOMENS HOSPITAL	R&D	5,417	
93.837	TRANSFORM-YALE (TRANSFER)	GR104852 (CON-80001540) YALE UNIVERSITY SCHOOL OF MEDICINE	R&D	5,980	
93.837	FUEL STUDY	10042330 NEW ENGLAND RESEARCH INSTITUTES	R&D	6,224	
93.837	NOVEL METHODS	569082 (559908) UNIVERSITY OF PENNSYLVANIA	R&D	6,709	
93.837	OXANDROLONE-PI	10052093 NEW ENGLAND RESEARCH INSTITUTES	R&D	10,543	
93.837	MCS-A-QOL	60043010 UTAH NORTHWESTERN UNIVERSITY	R&D	11,534	
93.837	MINICH PHN ASC CHAIR 2018	U2HL135691 NEW ENGLAND RESEARCH INC	R&D	15,746	
93.837	TRUONG PHN SCHOLAR FEB 2018	NIH U24HL135691 NEW ENGLAND RESEARCH INC	R&D	16,879	3,339
93.837	DEAN THAPCA CONT AUG 2016	3004153447 UNIVERSITY OF MICHIGAN	R&D	17,391	
93.837	EXTRACELLULAR SPACE	431976-19122 VIRGINIA POLYTECHNIC INSTITUTE & ST UNIV	R&D	18,686	
93.837	METABOLIC PATHWAYS	100035 JOSLIN DIABETES CENTER	R&D	19,983	
93.837	REDUCING SEDENTARY BEHAVIOR	0056306 (130264-1) UNIVERSITY OF PITTSBURGH	R&D	20,138	
93.837	MILLER PHN FEB 2018	U24HL135691 NEW ENGLAND RESEARCH INC	R&D	22,479	6,118
93.837	PCGC FIXED PRICE	SPR116595/138281 CINCINNATI CHILDRENS HOSPITAL MED CTR	R&D	22,802	

**State of Utah**  
**Schedule of Expenditures of Federal Awards By State Agency**  
**For the Year Ended June 30, 2019**

CFDA	Name	Award/Contract Name of Pass-through Entity	R&D	Expenditures	Provided to Subrecipients
<b>COMPONENT UNITS</b>					
<b>UNIVERSITY OF UTAH</b>					
93.837	LAMBERT T4G CHAIR FEB 2018	TEAM 4 GROWTH NEW ENGLAND RESEARCH INSTITUTES	R&D	22,814	
93.837	INVESTED SUBCONTRACT- BWH	U01HL130204 BRIGHAM & WOMENS HOSPITAL	R&D	28,375	
93.837	E-CHEM CATHETER PROJECT 2	3004342614 UNIVERSITY OF MICHIGAN	R&D	31,573	
93.837	RTI HEART HEALTH CR	13-312-0214047-52919 L RTI INTERNATIONAL	R&D	33,452	
93.837	NAVAJO NATION - ASTHMA	20112501A NATIONAL JEWISH HEALTH	R&D	36,403	
93.837	CHD BRAIN AND GENES	0138281 PCGC-PROTOCOL CINCINNATI CHILDRENS HOSPITAL MED CTR	R&D	41,235	
93.837	CHRONIC HYPERTENSION PREGNANCY	000503570009 UNIVERSITY OF ALABAMA	R&D	41,760	36,393
93.837	TAILORED MHEALTH	CNVA00056243 (130146-1) UNIVERSITY OF PITTSBURGH	R&D	59,995	
93.837	VASCULAR COUPLING DEVICE	10051191 MICROSURGICAL INNOVATIONS	R&D	62,662	
93.837	DO IT TRIAL, PHN	10045841 NEW ENGLAND RESEARCH INSTITUTES	R&D	65,821	
93.837	PETERSON - SUB - LONG QT	228707 MASSACHUSETTS GENERAL HOSPITAL	R&D	72,572	
93.837	FUEL EXTENSION TRIAL	10044713 NEW ENGLAND RESEARCH INSTITUTES	R&D	101,038	
93.837	CASPER UCD SUB FEB 2016	20162680-03 UNIVERSITY OF CALIFORNIA DAVIS	R&D	107,835	
93.837	R01 COLUMBIA SUB	1(GG011659) COLUMBIA UNIVERSITY	R&D	107,918	
93.837	HEMODYNAMIC ADAPTATION	000515877-001 UNIVERSITY OF ALABAMA	R&D	126,144	
93.837	CVDC UTAH GENOMIC DATA SHARING	138275 CVDC-DATA HUB CINCINNATI CHILDRENS HOSPITAL MED CTR	R&D	168,608	
93.837	REEDER CHOP CPCR N SUB 2015	3200170321P0962194RSUB CHILDRENS HOSPITAL PHILADELPHIA	R&D	171,668	
93.837	INFORMATION EXTRACTION	R912 DARTMOUTH COLLEGE	R&D	178,015	
93.837	FCM FOR SURGARY BCH R01 SUB	GENFD0001319815 CHILDRENS HOSPITAL BOSTON	R&D	185,309	
93.837	PEDIATRIC TB	1079SC UNIVERSITY OF CALIFORNIA SAN FRANCISCO	R&D	203,250	
93.837	Cardiovascular Diseases Research	VARIOUS	R&D	12,229,614	560,864
93.838	TB MONITORING	10041714 NANOSYNTH MATERIALS AND SENSORS INC	R&D	-9,746	
93.838	NKOY UW SUB FEB 2017	UWSC917-BPO22453 UNIVERSITY OF WASHINGTON	R&D	-344	
93.838	OPTIMIZE-IP-12	11317SUB SEATTLE CHILDREN'S RESEARCH INSTITUTE	R&D	598	
93.838	WILLER CHOP SUB DEC 2018	3201160619 CHILDRENS HOSPITAL PHILADELPHIA	R&D	1,998	
93.838	HUFF CHOP SUB MAR 2019	ROUTE KEY 3201160619 CHILDRENS HOSPITAL PHILADELPHIA	R&D	1,998	
93.838	ALPS FOLLOW UP	2-AR-20 (1-AF-20) GEORGE WASHINGTON UNIVERSITY	R&D	9,597	



**State of Utah**  
**Schedule of Expenditures of Federal Awards By State Agency**  
**For the Year Ended June 30, 2019**

CFDA	Name	Award/Contract Name of Pass-through Entity	R&D	Expenditures	Provided to Subrecipients
<b>COMPONENT UNITS</b>					
<b>UNIVERSITY OF UTAH</b>					
93.838	SPIROMICS GIC SUPPORT	5111456 UNIV OF NORTH CAROLINA AT CHAPEL HILL	R&D	20,970	
93.838	FUNG NORTHWESTERN SUB NOV 2015	60044396 UU NORTHWESTERN UNIVERSITY	R&D	22,810	
93.838	PTC NEMO CLEANUP IPF	9012549(128373-10) UNIVERSITY OF PITTSBURGH	R&D	27,131	
93.838	PETAL	SUB10033029 INTERMOUNTAIN HEALTHCARE	R&D	43,500	
93.838	CASPER UOFA SUB JUNE 2017	474337 UNIVERSITY OF ARIZONA	R&D	52,808	
93.838	ROSE PETAL STUDY	VARIOUS INTERMOUNTAIN HEALTHCARE	R&D	55,873	
93.838	VIRGINIA SUB	FP00003678-SA004 VIRGINIA COMMONWEALTH UNIVERSITY	R&D	70,019	
93.838	STONE UOFW R01 SUB SEPT 2017	UWSC10605 BPO33124 UNIVERSITY OF WASHINGTON	R&D	125,617	
93.838	ALPS FOLLOW-UP STUDY	MFMU-ALPS FOLLOWUP GEORGE WASHINGTON UNIVERSITY	R&D	184,034	
93.838	SPIROMICS II	10461SC UNIVERSITY OF CALIFORNIA SAN FRANCISCO	R&D	406,933	
93.838	Lung Diseases Research	VARIOUS	R&D	1,627,916	94,968
93.839	THE CHEMISTRY AND BIOLOGY OF HEPARAN SULFATE	PT105889-SC102422 VIRGINIA COMMONWEALTH UNIVERSITY	R&D	126	
93.839	NMDP BMT-CTN 1202	U10HL069294 CHILDRENS HOSPITAL PHILADELPHIA	R&D	363	
93.839	COOK MCW U01 SUB 2018-2020	1U01HL143477-01 MEDICAL COLLEGE OF WISCONSIN	R&D	14,049	
93.839	ESTROGEN-MEDIATED MODULATOR	S00006 UNIVERSITY OF IOWA	R&D	367,834	
93.839	Blood Diseases and Resources Research	VARIOUS	R&D	2,200,344	145,560
93.846	VCRC 5563 CUTIS	572644 CUTIS UNIVERSITY OF PENNSYLVANIA	R&D	-11,980	
93.846	VCRC 5562 ARAMIS	572644-ARAMIS UNIVERSITY OF PENNSYLVANIA	R&D	-4,917	
93.846	INMAN DUKE SUB FEB 2018	A030247 DUKE UNIVERSITY	R&D	1,678	
93.846	VASCULAR GROWTH	RG760-G1 GEORGIA INSTITUTE OF TECHNOLOGY	R&D	12,122	
93.846	PROMIS	560224 UNIVERSITY OF PENNSYLVANIA	R&D	15,339	
93.846	HIGH-RISK PATIENTS WITH APS	001 HOSPITAL FOR SPECIAL SURGERY	R&D	45,998	
93.846	PSA- U PENN	572080 UNIVERSITY OF PENNSYLVANIA	R&D	48,071	
93.846	VCRC	572644 UNIVERSITY OF PENNSYLVANIA	R&D	69,428	
93.846	VASCULAR GROWTH	217180C UNIVERSITY OF OREGON	R&D	73,139	
93.846	Arthritis, Musculoskeletal and Skin Diseases Research	VARIOUS	R&D	1,804,400	77,079
93.847	POHL UOFI INSPPIRE 2 JUL 2017	S00546-01 (W000937002) UNIVERSITY OF IOWA	R&D	1,895	
93.847	PROJECT STUDY U01 SUBAWARD	1217929627 CONNECTICUT CHILDRENS MEDICAL CTR	R&D	6,557	

**State of Utah**  
**Schedule of Expenditures of Federal Awards By State Agency**  
**For the Year Ended June 30, 2019**

CFDA	Name	Award/Contract Name of Pass-through Entity	R&D	Expenditures	Provided to Subrecipients
<b>COMPONENT UNITS</b>					
<b>UNIVERSITY OF UTAH</b>					
93.847	PHOSPHATE AND FGF23 REDUCTION	60037997UU NORTHWESTERN UNIVERSITY	R&D	7,316	
93.847	GUTHERY FORCE STUDY 2017	VARIOUS ARBOR RESEARCH COLLABORATIVE FOR HEALTH	R&D	7,489	
93.847	ED-EMERGE FUNDED	UWSC9604-BPO20743 UNIVERSITY OF WASHINGTON	R&D	9,048	
93.847	CU NIH R21 SUBCONTRACT	FY19.344.001/PRO-25-A7271 UNIVERSITY OF COLORADO AT DENVER	R&D	11,033	
93.847	MYERS R21 SUB IOWA FEB2017	S00567-01 UNIVERSITY OF IOWA	R&D	12,137	
93.847	BOTKIN TIC CHICAGO SUB AWARD	FP068366-01 J UNIVERSITY OF CHICAGO	R&D	13,392	
93.847	ITCH AND IMAGINE WITH UOFM	SUBK00003799 UNIVERSITY OF MICHIGAN	R&D	16,175	
93.847	HILO	203-7932 DUKE CLINICAL RESEARCH INSTITUTE	R&D	17,655	
93.847	NOVEL KIDNEY INJURY TOOLS	2004017126 JOHNS HOPKINS HOSPITAL	R&D	18,524	
93.847	NAVIGEN SUB - SBIR PHASE 1	10047199 NAVIGEN	R&D	26,194	
93.847	METABOLOMICS AND GENOMICS	2003108669 JOHNS HOPKINS UNIVERSITY	R&D	27,231	
93.847	U MICH SUBCONTRACT (WRIGHT)	3004918540 UNIVERSITY OF MICHIGAN	R&D	36,861	
93.847	SURVIVAL SELECTION AND CARE	GB10510.157899 UNIVERSITY OF VIRGINIA	R&D	41,750	
93.847	GENE DISCOVERY IN DIABETIC CKD	32307-1 AUGUSTA UNIVERSITY	R&D	53,520	
93.847	FIRST STUDY	701K816 UNIVERSITY OF WISCONSIN-MADISON	R&D	54,330	4,000
93.847	STTR -DIABETES METAB. DISEASE	10043577 POTRERO HILL THERAPEUTICS	R&D	55,686	
93.847	GENETIC MODIFIERS OF IRON	20143114 UNIVERSITY OF CALIFORNIA IRVINE	R&D	58,344	
93.847	CASPER RIH SUB RESUB DEC 2016	701-7137304-1 RHODE ISLAND HOSPITAL	R&D	73,127	
93.847	PILOT & FEASIBILITY PROGRAM	WU13237PO2917459W WASHINGTON UNIVERSITY IN ST LOUIS	R&D	110,200	
93.847	HOTALING STREAMDX SEPT2016	10043586 STREAMDX INC	R&D	139,950	
93.847	EXOCRINE REGULATORS	150801 UNIV OF TEXAS SOUTHWESTERN MEDICAL CTR	R&D	149,086	
93.847	SUBSTTRPOTRERO-PHASE II	10051344 POTRERO HILL THERAPEUTICS	R&D	190,848	
93.847	RDCRC	025538374609 ICAHN SCHOOL OF MEDICINE AT MOUNT SINAI	R&D	238,993	
93.847	PETERSON SUB - BLOCH	224717 MASSACHUSETTS GENERAL HOSPITAL	R&D	270,056	
93.847	Diabetes, Digestive, and Kidney Diseases Extramural Research	VARIOUS	R&D	12,013,059	1,043,808
93.853	NN105 - STAIR	NN105 MASSACHUSETTS GENERAL HOSPITAL	R&D	-6,903	
93.853	NEUROIMAGING BIOMARKER FOR ALS	3004281184 UNIVERSITY OF MICHIGAN	R&D	-224	

**State of Utah**  
**Schedule of Expenditures of Federal Awards By State Agency**  
**For the Year Ended June 30, 2019**

CFDA	Name	Award/Contract Name of Pass-through Entity	R&D	Expenditures	Provided to Subrecipients
<b>COMPONENT UNITS</b>					
<b>UNIVERSITY OF UTAH</b>					
93.853	SLEEP SMART	011337-135733 UNIVERSITY OF CINCINNATI	R&D	63	
93.853	ZIELINSKI UW MADISON SUB 2015	679K615 - 137943 - 17-8525 UNIVERSITY OF WISCONSIN-MADISON	R&D	596	
93.853	NN106 - CYTO-C	NN106 - CYTO-C MASSACHUSETTS GENERAL HOSPITAL	R&D	710	
93.853	SHINE	GC12107146770 UNIVERSITY OF VIRGINIA	R&D	2,625	
93.853	CREST-H	UTA-232483 MAYO CLINIC JACKSONVILLE	R&D	2,931	
93.853	FP066261	FP066261-E UNIVERSITY OF CHICAGO	R&D	3,386	
93.853	HOLSTI ESETT PK-PD MAR 2018	G012275.157195 UNIVERSITY OF VIRGINIA	R&D	3,549	
93.853	NN104-RHAPSODY	VARIOUS MASSACHUSETTS GENERAL HOSPITAL	R&D	6,844	
93.853	R22 MOST	011266-135733 UNIVERSITY OF CINCINNATI	R&D	8,288	
93.853	TRACK-TBI	9957SC UNIVERSITY OF CALIFORNIA SAN FRANCISCO	R&D	8,348	
93.853	STEADY-PD3	60036745UU NORTHWESTERN UNIVERSITY	R&D	8,571	
93.853	SALVO	REF #228383 MASSACHUSETTS GENERAL HOSPITAL	R&D	11,210	
93.853	PRETERM EPO NEUROPROTECTION	752218 UNIVERSITY OF WASHINGTON	R&D	12,799	
93.853	CREST-II	UOU-224063-01 MAYO CLINIC JACKSONVILLE	R&D	14,891	
93.853	HOUSTON METHODIST	AGMT00000658 HOUSTON METHODIST CANCER CENTER	R&D	15,955	
93.853	BRAIN VASCULAR MALFORMATION	8444SC UNIVERSITY OF CALIFORNIA SAN FRANCISCO	R&D	17,027	
93.853	FOR-DMD	527979 UNIVERSITY OF ROCHESTER	R&D	17,646	
93.853	CORE B U54 MGH114930	114930 BRIGHAM & WOMENS HOSPITAL	R&D	20,473	
93.853	BUTTERFIELD ROCHESTER SUB2018	417333/URFAO:GR 510789 UNIVERSITY OF ROCHESTER	R&D	28,867	
93.853	FOR DMD	417096/URFAO:GR510660 UNIVERSITY OF ROCHESTER	R&D	30,555	
93.853	ARCADIA	010785-135733 UNIVERSITY OF CINCINNATI	R&D	44,040	
93.853	SHUTTLEWORTH GRANT	3RDR7 UNIVERSITY OF NEW MEXICO	R&D	47,488	
93.853	NN103-RITUXIMAB IN MG	NN103 MASSACHUSETTS GENERAL HOSPITAL	R&D	49,492	
93.853	ACCELERATED ACHE REACTIVATORS	51953335 UNIVERSITY OF CALIFORNIA SAN DIEGO	R&D	50,024	
93.853	ESETT UOVIRGINIA SUB AUG 2016	GB10094 157959 UNIVERSITY OF VIRGINIA	R&D	59,105	
93.853	SELP FOR EMOLIZATION OF ANEURY	R41NS100184 THERA TARGET INC	R&D	65,040	4,628
93.853	BASERGA HEAL RESUB SEPT 2015	9748SC UNIVERSITY OF CALIFORNIA SAN FRANCISCO	R&D	67,094	

**State of Utah**  
**Schedule of Expenditures of Federal Awards By State Agency**  
**For the Year Ended June 30, 2019**

CFDA	Name	Award/Contract Name of Pass-through Entity	R&D	Expenditures	Provided to Subrecipients
<b>COMPONENT UNITS</b>					
<b>UNIVERSITY OF UTAH</b>					
93.853	THORELL SCH SUB RESUB JUN 2017	11829SUB SEATTLE CHILDREN'S HOSPITAL	R&D	77,413	
93.853	EVAL OF LEAD ASDS	2R44NS097047-02 NEUROENE THERAPEUTICS	R&D	77,863	
93.853	WEISS SUB TO NATIONWIDE	970614 RESH INST AT NATIONWIDE CHLDRNS HOSP	R&D	84,577	
93.853	Project 2 U54 MGH114928	114928 BRIGHAM & WOMENS HOSPITAL	R&D	84,616	
93.853	ANTICONVULSANT SCREENING	230537 MASSACHUSETTS GENERAL HOSPITAL	R&D	107,823	
93.853	HARVARD SUB - DOUGLASS	138078-5105159 HARVARD UNIVERSITY	R&D	113,010	
93.853	AUDITORY NERVE IMPLANT	A006795101 UNIVERSITY OF MINNESOTA	R&D	153,354	
93.853	BIOMARKERS FOR EPILEPTOGENESIS	223171 MASSACHUSETTS GENERAL HOSPITAL	R&D	174,676	
93.853	CENTRAL THALAMIC TRACT	184028-04 170541-04 [15101628-04] WEILL CORNELL MEDICAL COLLEGE	R&D	237,284	
93.853	Extramural Research Programs in the Neurosciences and Neurological Disorders	VARIOUS	R&D	11,504,797	957,652
93.855	SHIGA TOXINS	VARIOUS NAVIGEN	R&D	-75	
93.855	SBIR CRS	VARIOUS GLYCOMIRA LLC	R&D	1,394	
93.855	RADICAL IIA	6863RADICALS IIA DUKE CLINICAL RESEARCH INSTITUTE	R&D	4,183	
93.855	IMMUNE TOLERANCE NETWORK	FY14ITN018 BENAROYA RESEARCH INSTITUTE	R&D	6,436	
93.855	SHYR/CHEN UCSF SUB PITDC 2017	9858SC UNIVERSITY OF CALIFORNIA SAN FRANCISCO	R&D	9,600	
93.855	RITUXIMAB FOR TREATMENT OF SSC	9295SC UNIVERSITY OF CALIFORNIA SAN FRANCISCO	R&D	15,941	
93.855	RTB-004	10050996 BRIGHAM & WOMENS HOSPITAL	R&D	17,702	
93.855	D-PEPTIDE RSV	10043348 NAVIGEN	R&D	29,940	
93.855	ARLG SUBCOMMITTEE	2038233 PTE UM1AI104681 DUKE UNIVERSITY	R&D	31,443	
93.855	FAMILY OF COMPOUNDS	17-M32 GEORGE WASHINGTON UNIVERSITY	R&D	35,159	
93.855	ANTI IL5 AND CHURG STRAUSS SYN	20083701 NATIONAL JEWISH HEALTH	R&D	56,906	
93.855	COFACTORS FOR TAT FUNCTION	GM0150311 UNIV OF TEXAS SOUTHWESTERN MEDICAL CTR	R&D	61,861	
93.855	ICPR SUBCONTRACT	16-A0-00-007002-01 NEW YORK UNIVERSITY	R&D	85,295	
93.855	B-CELL IMMUNE RESPONSE	2301GVE795 UNIVERSITY OF CALIFORNIA LOS ANGELES	R&D	115,978	
93.855	AMPOFO VANDERBILT SUB RESUB	VUMC61446 VANDERBILT UNIVERSITY	R&D	138,603	
93.855	BLASCHKE BIOFIRE SUB JUNE 2014	10035912 BIOFIRE DIAGNOSTICS INC	R&D	139,188	
93.855	UM1 WITH U PENN- PLANELLES	25281-08-324 THE WISTAR INSTITUTE	R&D	140,546	

**State of Utah**  
**Schedule of Expenditures of Federal Awards By State Agency**  
**For the Year Ended June 30, 2019**

CFDA	Name	Award/Contract Name of Pass-through Entity	R&D	Expenditures	Provided to Subrecipients
<b>COMPONENT UNITS</b>					
<b>UNIVERSITY OF UTAH</b>					
93.855	EMORY U19 SUB - ANTIA	T813799 EMORY UNIVERSITY	R&D	144,053	
93.855	NOTRE DAME SUBCONTRACT (BAKER	202980UU UNIVERSITY OF NOTRE DAME	R&D	145,192	
93.855	GLYCOMIRA SUB	10049369 GLYCOMIRA LLC	R&D	216,019	
93.855	SMAC MIMETICS	5956012798UTAH SANFORD-BURNHAM MEDICAL RESEARCH INST	R&D	230,941	
93.855	Allergy and Infectious Diseases Research	VARIOUS	R&D	9,021,130	659,175
93.859	ELDE SUB TO CORNELL	84934-11054 CORNELL UNIVERSITY	R&D	-2,332	
93.859	OPEN KNEES	400SUB CLEVELAND CLINIC FOUNDATION	R&D	-598	
93.859	UVA SUB - VIRAL ASSEMBLY	GB10602.160386 UNIVERSITY OF VIRGINIA	R&D	28,410	
93.859	HOLUBKOV SEPSIS R01 WASHU SUB	WU1685P02928460A WASHINGTON UNIVERSITY IN ST LOUIS	R&D	41,480	
93.859	FOX CHASE SUBCONTRACT	FCCC 15107-01 FOX CHASE CANCER CENTER	R&D	83,063	
93.859	Biomedical Research and Research Training	VARIOUS	R&D	26,887,985	4,933,268
93.865	HYDROCORTISONE SURVIVAL W/O BD	10041403 RTI INTERNATIONAL	R&D	-15,018	
93.865	MOMPOD CAP	5107013 UNIV OF NORTH CAROLINA AT CHAPEL HILL	R&D	-10,564	
93.865	NECROTIZING ENTEROCOLITIS NEST	VARIOUS RTI INTERNATIONAL	R&D	-4,919	
93.865	EARLY-ONSET NEONATAL SEPSIS	VARIOUS RTI INTERNATIONAL	R&D	-4,079	
93.865	INDOMETHACIN PK	UOSPC 1396 SUB 16-037 UNIVERSITY OF TEXAS MEDICAL BRANCH	R&D	-3,801	
93.865	BIOPIC	FWA00003745 DUKE UNIVERSITY	R&D	491	
93.865	TRANSFUSION OF PREMATURES-TOP	VARIOUS RTI INTERNATIONAL	R&D	773	
93.865	RMN PROTOCOLS	M16A12517 (A10541) YALE UNIVERSITY	R&D	1,639	
93.865	NBS IN SMA - SUBSITE	226192 MASSACHUSETTS GENERAL HOSPITAL	R&D	2,456	
93.865	HIP TRIAL 2016-2017	VUMC 53375 VANDERBILT UNIVERSITY MEDICAL CENTER	R&D	5,025	
93.865	CASPER-PROBIOTICS SUBCONTRACT	WU14260 WASHINGTON UNIVERSITY IN ST LOUIS	R&D	5,279	
93.865	PREMOD2	R012017UTAH SHARP HEALTHCARE FOUNDATION	R&D	5,843	
93.865	HYPOTHERMIA FOR ENCEPHALOPATHY	10041405 RTI INTERNATIONAL	R&D	7,866	
93.865	TRUONG UCSD SUB DEC 2017	97711559(PO#S9001887) UNIVERSITY OF CALIFORNIA SAN DIEGO	R&D	8,059	
93.865	MOMPOD CR	5106230 UNIV OF NORTH CAROLINA AT CHAPEL HILL	R&D	10,619	
93.865	GENERIC DATA BASE STUDY (GDB)	VARIOUS RTI INTERNATIONAL	R&D	12,511	

**State of Utah**  
**Schedule of Expenditures of Federal Awards By State Agency**  
**For the Year Ended June 30, 2019**

CFDA	Name	Award/Contract Name of Pass-through Entity	R&D	Expenditures	Provided to Subrecipients
<b>COMPONENT UNITS</b>					
<b>UNIVERSITY OF UTAH</b>					
93.865	REACT PILOT GRANT	000509380-SP004-007 UNIVERSITY OF ALABAMA AT BIRMINGHAM	R&D	12,635	
93.865	THERAPEUTICS FOR BONE LOSS	VARIOUS NANOMEDIC INC	R&D	13,674	
93.865	HERMAN PENN STATE SUB NOV 2015	Various PENNSYLVANIA STATE UNIVERSITY	R&D	15,866	
93.865	YODER NRN FOLLOW-UP JUNE 2016	10042856 RTI INTERNATIONAL	R&D	16,665	
93.865	COOK CHOP SEPT 2016	3200720719 CHILDRENS HOSPITAL PHILADELPHIA	R&D	17,869	
93.865	FELDKAMP MSSM SUB AUG 2017	0254-3544-4609 ICAHN SCHOOL OF MEDICINE AT MOUNT SINAI	R&D	19,556	
93.865	PHACS SUBCONTRACT	TULHSC4671314 TULANE UNIVERSITY	R&D	20,555	
93.865	RELATIONSHIPS, AGE, AND HEALTH	GB 10584.159359 UNIVERSITY OF VIRGINIA	R&D	24,729	
93.865	MINVI	M-R012018 UTAH SHARP HEALTHCARE FOUNDATION	R&D	36,529	
93.865	REPRODUCTIVE MEDICINES NETWORK	9038SC UNIVERSITY OF CALIFORNIA SAN FRANCISCO	R&D	39,130	
93.865	MEG IN PEDIATRIC TBI	100508302 MP-INV-59001897 UNIVERSITY OF CALIFORNIA SAN DIEGO	R&D	51,414	
93.865	CASPER CNMC SUB OCT 2017	30004942-11 CHILDREN'S NATIONAL MEDICAL CENTER	R&D	61,063	
93.865	SPERM SAMPLE PREPARATION	1R44HD095355-01 NANONC INC	R&D	67,034	
93.865	MFMU STUDY PROTOCOLS	21050 GEORGE WASHINGTON UNIVERSITY	R&D	81,679	123,751
93.865	MIOS	700017-1118-00 RESH INST AT NATIONWIDE CHILDRNS HOSP	R&D	87,418	
93.865	CASPER MCW SUB RESUB JAN 2017	1R01HD091302 MEDICAL COLLEGE OF WISCONSIN	R&D	115,145	
93.865	GRUBB VU SUB JULY 2017	VUMC63064 VANDERBILT UNIVERSITY MEDICAL CENTER	R&D	115,510	
93.865	U01 ON DEMAND CONTRACEPTION	789K740 UNIVERSITY OF WISCONSIN-MILWAUKEE	R&D	139,982	59,675
93.865	Holubkov LAPSE DCC	11449SUB SEATTLE CHILDREN'S HOSPITAL	R&D	151,532	
93.865	NOVEL THERAPEUTICS	OSP2018139 UNIVERSITY OF MASSACHUSETTS	R&D	163,477	
93.865	GLISSMEYER BIOSIG II JAN 2017	3004685885 UNIVERSITY OF MICHIGAN	R&D	164,137	
93.865	MANN OHSU SUB JAN 2017	1009131 UUT OREGON HEALTH & SCIENCE UNIVERSITY	R&D	170,172	
93.865	COOK NWU SUB FEB 2016	60046347 UTAH NORTHWESTERN UNIVERSITY	R&D	202,540	
93.865	COOK/SZADKOWSKI RINCH SUB 2/17	700171-0719-00 RESH INST AT NATIONWIDE CHILDRNS HOSP	R&D	273,207	
93.865	HUMAN PLACENTAL STRUCTURE	1007823 UTAH OREGON HEALTH & SCIENCE UNIVERSITY	R&D	354,625	
93.865	Child Health and Human Development Extramural Research	VARIOUS	R&D	10,464,861	1,488,248

**State of Utah**  
**Schedule of Expenditures of Federal Awards By State Agency**  
**For the Year Ended June 30, 2019**

CFDA	Name	Award/Contract Name of Pass-through Entity	R&D	Expenditures	Provided to Subrecipients
<b>COMPONENT UNITS</b>					
<b>UNIVERSITY OF UTAH</b>					
93.866	GUTHERY GROWTH STUDY SEPT 2016	16091646 WEILL CORNELL MEDICAL COLLEGE	R&D	4,396	
93.866	N-TA3CT	3653602141001/3653602141109 UNIVERSITY OF NEBRASKA MEDICAL CENTER	R&D	7,878	
93.866	U01AG012546_SWAN V (SUB K)	0040409 (127555-1) UNIVERSITY OF PITTSBURGH	R&D	9,557	
93.866	FRAILITY	16-M121 GEORGE WASHINGTON UNIVERSITY	R&D	13,762	
93.866	WEISENBACH NICOTINE STUDY	93026191 UNIVERSITY OF SOUTHERN CALIFORNIA	R&D	16,391	
93.866	CLEVELAND CLINIC SUB - R21	907-SUB CLEVELAND CLINIC FOUNDATION	R&D	17,431	
93.866	SEX DIFFERENCES IN HEALTH	203-5780 DUKE UNIVERSITY	R&D	28,828	
93.866	SPECTORX	OSP2018107/PO#WA00740129 UNIVERSITY OF MASSACHUSETTS	R&D	33,160	
93.866	IDENTIFICATION OF SENOLYTICS	10052173 RECURSION PHARMACEUTICALS LLC	R&D	41,203	
93.866	R43 MELIORIX SUBCONTRACT	SUB AWARD 38 ELIMU THERPEUTICS INC	R&D	60,320	
93.866	MEMORY CARE PARTNER PHASE 2	10043637 PAMS INC	R&D	67,099	
93.866	SPRINT ASK	WFUHS 115478 WAKE FOREST UNIVERSITY	R&D	94,256	56,680
93.866	KEEPS CONTINUATION (MAYO SUB)	UNI-234899 MAYO CLINIC ROCHESTER	R&D	101,828	
93.866	DEMENTIA SYSTEM MANAGEMENT	F0452-02 NEW YORK UNIVERSITY	R&D	130,373	
93.866	ALZHEIMER'S DISEASE BYU	16-0484 BRIGHAM YOUNG UNIVERSITY	R&D	320,178	
93.866	Aging Research	VARIOUS	R&D	4,916,403	414,060
93.867	G-ROP	3209850813 CHILDRENS HOSPITAL PHILADELPHIA	R&D	-6,468	
93.867	ZOSTER EYE DISEASE STUDY	1U1OEY026869-1 NYU LANGONE MEDICAL CENTER	R&D	1,692	
93.867	META-MUST	025577114609 ICAHN SCHOOL OF MEDICINE AT MOUNT SINAI	R&D	6,156	
93.867	PHASE 1 ROP	U10EY011751 JAEB CENTER FOR HEALTH RESEARCH	R&D	22,420	
93.867	AREDS2-10YR FOLLOW-ON	AREDS 2 EMMES CORP	R&D	27,450	
93.867	META-MUST POINT/MERIT TRIALS	2002459427 JOHNS HOPKINS UNIVERSITY	R&D	31,455	
93.867	POSTERIOR CAPSULE OPACIFIC.	1011464-UUT OREGON HEALTH & SCIENCE UNIVERSITY	R&D	31,461	
93.867	MAB21L IN EYE DEVELOPMENT	01R01EY025718 MEDICAL COLLEGE OF WISCONSIN	R&D	36,544	
93.867	OCT IN HIE INFANTS	A030429 DUKE UNIVERSITY	R&D	46,696	
93.867	DIETARY FACTORS-RETINAL AGING	1013001-UUT OREGON HEALTH & SCIENCE UNIVERSITY	R&D	65,848	
93.867	CONNECTOMES & COMP MODELS	100595816 UNIVERSITY OF SOUTHERN CALIFORNIA	R&D	118,656	
93.867	Vision Research	VARIOUS	R&D	8,831,678	43,265

**State of Utah**  
**Schedule of Expenditures of Federal Awards By State Agency**  
**For the Year Ended June 30, 2019**

CFDA	Name	Award/Contract Name of Pass-through Entity	R&D	Expenditures	Provided to Subrecipients
<b>COMPONENT UNITS</b>					
<b>UNIVERSITY OF UTAH</b>					
93.879	RIGHT PLACE, RIGHT TIME	VARIOUS SAINT ALPHONSUS RMC BOISE	R&D	-2,127	
93.879	QUANTIFYING SYSTEM	2035841 DUKE UNIVERSITY	R&D	25,217	
93.879	NEIGHBORHOOD LOOKING GLASS	65585-Z0149202 UNIVERSITY OF MARYLAND	R&D	85,419	
93.879	Medical Library Assistance	VARIOUS	R&D	2,848,687	583,921
93.882	High Impact Pilot Awards	VARIOUS	R&D	-4,647	
93.898	Cancer Prevention and Control Programs for State, Territorial and Tribal Organizations	VARIOUS	R&D	318,800	
93.918	Grants to Provide Outpatient Early Intervention Services with Respect to HIV Disease	VARIOUS	R&D	825,666	
93.969	PPHF Geriatric Education Centers	VARIOUS	R&D	786,742	214,958
93.989	International Research and Research Training	VARIOUS	R&D	1,187,042	340,350
94	PAY FOR SUCCESS	VARIOUS PLANNED PARENTHOOD ASSOCIATION OF UTAH	R&D	-11,137	
94.024	SOCIAL FINANCE COST SHARE	10049772 SOCIAL FINANCE	R&D	50,540	50,540
94.024	Social Innovation Fund Pay for Success	VARIOUS		514,151	36,239
97	Department of Homeland Security	VARIOUS	R&D	682,781	
97.077	Homeland Security Research, Development, Testing, Evaluation, and Demonstration of Technologies Related to Nuclear Threat Detection	VARIOUS	R&D	383,369	
98	U.S. Agency for International Development	VARIOUS	R&D	2,182	
98	U.S. Agency for International Development	VARIOUS		2,369,809	592,338
98.001	DRINKING WATER IN PAKISTAN	2000008307 NATIONAL ACADEMY OF SCIENCES	R&D	69,895	
Subtotal – University Of Utah				390,348,956	39,585,444
<b>UTAH COMMUNICATION AUTHORITY</b>					
11.549	State and Local Implementation Grant Program	VARIOUS		230,190	
Subtotal – Utah Communication Authority				230,190	
<b>UTAH STATE UNIVERSITY</b>					
10	Department of Agriculture	VARIOUS	R&D	16,584	
10	TCN Manti-LaSal RAP 2017	17-PA-11041000-020 The Corps Network		22,788	
10	THE CORPS NETWORK - USFS RAP 2	17-PA-11046000-008 The Corps Network		55,345	
10	Department of Agriculture	VARIOUS		194,628	
10	Department of Agriculture	VARIOUS	R&D	499,052	
10.001	Agricultural Research_Basic and Applied Research	VARIOUS		22,289	



**State of Utah**  
**Schedule of Expenditures of Federal Awards By State Agency**  
**For the Year Ended June 30, 2019**

CFDA	Name	Award/Contract		R&D	Expenditures	Provided to Subrecipients
			Name of Pass-through Entity			
<b>COMPONENT UNITS</b>						
<b>UTAH STATE UNIVERSITY</b>						
10.001	WF-2315 Impacts of organosilic	58-6404-3-010	American Honey Producers Association	R&D	25,049	
10.001	Agricultural Research_Basic and Applied Research	VARIOUS		R&D	337,460	
10.025	Plant and Animal Disease, Pest Control, and Animal Care	VARIOUS			137,000	
10.025	Plant and Animal Disease, Pest Control, and Animal Care	VARIOUS		R&D	296,905	
10.028	Wildlife Services	VARIOUS		R&D	66,719	
10.168	Farmers' Market and Local Food Promotion Program	VARIOUS			48,570	179
10.202	Cooperative Forestry Research	VARIOUS		R&D	178,752	
10.203	Payments to Agricultural Experiment Stations Under the Hatch Act	VARIOUS		R&D	2,286,342	
10.207	Animal Health and Disease Research	VARIOUS		R&D	14,513	
10.212	A Novel Thermo-Time Domain Ref	2018-33610-28543	Acclima	R&D	11,587	
10.215	Promoting crop diversification	G223-19-W7502	Montana State University	R&D	287	
10.215	Management strategies for Toma	G219-19-W7502	Montana State University	R&D	1,065	
10.215	Utah Western SARE PDP State Pr	G158-19-W7506	Montana State University		1,975	
10.215	Sustainable Agriculture Research and Education	VARIOUS			242,296	329,748
10.215	Sustainable Agriculture Research and Education	VARIOUS		R&D	5,146,686	4,191,809
10.303	Reestablishing IPM recommendat	2015-70005-24060	University of Arizona	R&D	10,990	
10.303	Integrated Programs	VARIOUS		R&D	410,439	10,873
10.304	Utah Plant Pest Diagnostic Lab	201603796-06	Regents of the University of California		19,154	
10.307	Breeding and Agonomy of Quinoa	128314 G003756	Washington State University	R&D	44,659	
10.307	Organic Agriculture Research and Extension Initiative	VARIOUS		R&D	564,550	140,450
10.309	Optimizing the cost-effectiven	SUB00001765	UGA Research Foundation, Inc.	R&D	18,455	
10.309	Accelerating the development,	79611-10751	Cornell University	R&D	39,777	
10.309	Management of Brown Marmorated	2017-0398-04	North Carolina State University	R&D	54,240	
10.309	Design and Delivery of Therape	S-000963	University of Riverside	R&D	88,456	
10.310	Sustainable Rural Development	UNR-17-54	University of Nevada at Reno	R&D	10,711	
10.310	Ipipe Commodity Program	2012-0097-07	Integrated Pest Management (IPM)	R&D	34,038	
10.310	Weaving Waters Through Dry Lan	2015-69007-23190	SUB:UNR-15-68 University of Nevada at Reno	R&D	62,780	
10.310	RANCHING, RANGELANDS, AND RESI	1556406	University of Colorado at Boulder	R&D	97,926	
10.310	Agriculture and Food Research Initiative (AFRI)	VARIOUS			187,177	

**State of Utah**  
**Schedule of Expenditures of Federal Awards By State Agency**  
**For the Year Ended June 30, 2019**

CFDA	Name	Award/Contract		R&D	Expenditures	Provided to Subrecipients
			Name of Pass-through Entity			
<b>COMPONENT UNITS</b>						
<b>UTAH STATE UNIVERSITY</b>						
10.310	Agriculture and Food Research Initiative (AFRI)	VARIOUS		R&D	1,926,493	328,245
10.311	Beginning Farmer and Rancher Development Program	VARIOUS			260,079	219,743
10.319	NORTHERN PLAINS REGIONAL FARM	25-6324-0163-006	University of Nebraska	R&D	50,290	
10.329	Integrated pest management str	SA18-4060-08	University of California at ANR	R&D	188	
10.329	An integrated weed management	SA14-2309-43	University of California at ANR	R&D	27,362	
10.329	Developing innovative IPM tact	C00059074-1	University of Missouri at Columbia	R&D	30,471	
10.329	Crop Protection and Pest Management Competitive Grants Program	VARIOUS			107,137	
10.330	Developing an attractant for L	203224USU	University of Notre Dame	R&D	3,028	
10.330	Overhauling alfalfa weevil man	376429	University of Arizona	R&D	23,199	
10.330	Alfalfa and Forage Research Program	VARIOUS		R&D	105,112	65,037
10.336	Veterinary Services Grant Program	VARIOUS		R&D	32,481	
10.443	Western Region American Indian	UNR 17-27	University of Nevada at Reno		5,108	
10.458	Managing Risk on Utah's Farms	Various	Custom Ag Solutions, Inc. (CAS, Inc.)	R&D	9,547	9,547
10.458	Managing Risk on Utah's Farms	Various	Custom Ag Solutions, Inc. (CAS, Inc.)	R&D	17,663	
10.458	Crop Insurance Education in Targeted States	VARIOUS		R&D	41,053	8,548
10.460	Risk Management Education Partnerships	VARIOUS			192,353	
10.500	Risk and Profitability in Beef	134194 G004016	Washington State University	R&D	1,240	
10.500	Risk Management Education for	134194-G004010	Washington State University		1,909	
10.500	Davis County 4-H Take Flight D	S19158	Kansas State University		2,099	
10.500	4-H Air Force Dependent Summer	S18141	Kansas State University		4,566	
10.500	USDA UV-B Monitoring	Various	Colorado State University	R&D	6,380	
10.500	USU Extension 4-H Military Par	S19070	Kansas State University		7,559	
10.500	4-H Military Partnership 2017	S17125.01	Kansas State University		11,502	
10.500	Enhancing Direct Market Fresh	108815-G003712	Washington State University		28,068	
10.500	Cooperative Extension Service	VARIOUS		R&D	95,156	-48,000
10.500	Cooperative Extension Service	VARIOUS			3,084,556	40,166
10.652	Forestry Research	VARIOUS			11,804	
10.652	Forestry Research	VARIOUS		R&D	46,010	
10.674	Wood Utilization Assistance	VARIOUS			6,655	

**State of Utah**  
**Schedule of Expenditures of Federal Awards By State Agency**  
**For the Year Ended June 30, 2019**

CFDA	Name	Award/Contract Name of Pass-through Entity	R&D	Expenditures	Provided to Subrecipients
<b>COMPONENT UNITS</b>					
<b>UTAH STATE UNIVERSITY</b>					
10.680	Forest Health Protection	VARIOUS	R&D	28,536	
10.683	NFWF Temple Fork 2018	2100.17.055122 National Fish and Wildlife Foundation		26,039	
10.693	Watershed Restoration and Enhancement Agreement Authority	VARIOUS	R&D	7,705	
10.699	Partnership Agreements	VARIOUS		29,612	
10.699	Partnership Agreements	VARIOUS	R&D	196,284	
10.855	Distance Learning and Telemedicine Loans and Grants	VARIOUS		515,148	
10.902	Beaver-Assisted Restoration &	Various Pheasants Forever, Inc.	R&D	8,614	
10.902	Sagebrush Ecosystem Alliance	68-3A75-16-736 Pheasants Forever, Inc.	R&D	83,408	
10.902	Beaver-Assisted Restoration &	Various Pheasants Forever, Inc.		168,793	
10.912	Environmental Quality Incentives Program	VARIOUS	R&D	1,558	
11	Department of Commerce	VARIOUS	R&D	35,713	
11	National Mesonet Program	S2017-0132 Synoptic Data Corp.		59,247	
12	Volume Charge Distribution Mea	Various Box Elder Innovations, LLC	R&D	-13,632	
12	SSUSI Contaminat Measures	PO 126246/N00024-13-D-6400 The Johns Hopkins University Applied Phys Lab	R&D	-898	
12	GNSU Board	21056.1 / N6893616D0016 Jacobs Technology, Inc.	R&D	-723	
12	Topside Sounder Phase II	120-02/FA9453-13-C-0106 Atmospheric & Space Technolgy Research Associates, LLC	R&D	43	
12	SRC Agile HPC Flight Test	Letter Sub SCRS00601 / FA8650-13-C-1536 SRC, Inc.	R&D	46	
12	SPIRITT FOC	PO S12CNH216 / SPO700-99-D-0301 Sierra Nevada Corporation	R&D	72	
12	SYERS Maritime PM	Letter Subcontract RCD-012-040 UTC Aerospace Systems	R&D	281	
12	Trident Spectre RASAR Dat	391767/N00173-12-D-2023 Exelis, Inc.	R&D	285	
12	AIRWASP	PO SCD040502/FA8750-12-C-0124 SRC, Inc.	R&D	390	
12	HESM	4200951830/N00014-14-C-0083 Raytheon Corp General	R&D	733	
12	Holographic Phase II	Subcontract TSC-1041-41055 / D13PC00044 Technology Service Corporation	R&D	855	
12	Automatic Target Recognition	PO S12CNH171 / FA8750-11-C-0252 Sierra Nevada Corporation	R&D	941	
12	L3 CSW DARPA Guantlet	4500167482 L-3 Communications - Communication Systems West Division	R&D	1,524	
12	GOODRICH Sky Lynx	10171473/FA8527-08-D-0008-0028 UTC Aerospace Systems	R&D	1,619	
12	SCHEMA TO1-H434	BOA001-3017-04, SDL-D001 Metatech Corporation	R&D	1,995	

**State of Utah**  
**Schedule of Expenditures of Federal Awards By State Agency**  
**For the Year Ended June 30, 2019**

CFDA	Name	Award/Contract Name of Pass-through Entity	R&D	Expenditures	Provided to Subrecipients
<b>COMPONENT UNITS</b>					
<b>UTAH STATE UNIVERSITY</b>					
12	SRC Agile HPC Flight Test	SCRS01001/FA8750-15-C-0008 SRC, Inc.	R&D	2,061	
12	ATAA Engineering	SDL11-100 / FA9453-12-D-0285 TO 11 ATA Aerospace	R&D	2,411	
12	NCPC	45732-Z9085201 University of Maryland	R&D	3,029	
12	DCGS-N Block 2 CANES	PO 41-1018184 / 10-D-7210-DO23 BAE Systems	R&D	4,409	
12	Wind Turbine Phase II	TSC-1100-33006/N68335-15-C-0176 Technology Service Corporation	R&D	5,605	5,605
12	MicroMAS2 On-Orbit Op Sup	7000416856 MIT-Massachusetts Institute of Technology	R&D	6,855	
12	SATCOM	PO-0003348 / W15P7T-13-D-0026 Aberdeen Proving Ground	R&D	7,470	
12	Gryphon Security Support	SDL10-100 / FA9453-12-D-0285 TO 10 ATA Aerospace	R&D	8,019	
12	WH-480 - Revision and Review o	MSA 19S23530AU22 - PO 111302 AECOM Technical Services, Inc.	R&D	8,614	
12	Damage Prediction of Composite	FFP-USU-GEM-081517 Global Engineering and Materials, Inc.	R&D	9,185	
12	Peregrine	PO 4201443453 and PO 4201455979 / FA945 Raytheon Corp General	R&D	10,162	
12	TSC HPRF Phase II	Subcontract TSC-1169-60077 / FA8650-18-C- Technology Service Corporation	R&D	12,261	
12	SEOPS Support	01-20190328 SEOPS, LLC	R&D	12,374	
12	Benchmark Simulations of Impro	18-7900-0003-02-C9 TO# 0003 Universal Technology Corporation (UTC)	R&D	13,391	
12	NAVFAC Manual Update--Chapter-	418357-19138 Virigina Tech Polytechnic Institute and State University		14,443	
12	GH MS-177A Sensor Integration	PO 2962894 /FA8620-15-D-3009/TO FA8620- Northrop Grumman	R&D	15,267	
12	2019 AFRL University Design Ch	TSC-1191-60000 Technology Services Corporation		20,183	
12	P5 ADIU	1038-05-13-01 / N68936-16-D-0016 Jacobs Technology, Inc.	R&D	25,000	25,000
12	Electron-Emitting graphene bas	SC-2174-6777 Faraday Technology, Inc.	R&D	25,954	
12	Yellow Jacket	D8537-S1 / HQ0147-16-D-0001/HQ014718F0 Georgia Institute of Technology	R&D	29,582	
12	PXI TO1 Blue Marlin	PO SC20190009 / Prime N00173-16-F-6402 Praxis, Inc.	R&D	30,200	
12	DCGS-N Help Desk	Subcontract 1018440 / Prime 16-D-7322 BAE Systems	R&D	34,482	
12	Laboratory Testing Services fo	Various Gannett Fleming, Inc.	R&D	35,052	
12	MEI REBEL Phase 2	PO 2016-0015 RLS 5 / NNA10DF16B Millennium Engineering and Integration Company	R&D	49,571	
12	Wind Turbine Phase II	TSC-1100-33006/N68335-15-C-0176 Technology Service Corporation	R&D	58,880	
12	Volume Charge Distribution Mea	Various Box Elder Innovations, LLC	R&D	64,601	
12	SETAS Order 0016	19S-0155 / Prime W9113M-19-F-0016 Radiance Technologies, Inc.	R&D	84,877	
12	Distributed Signal Processing	H98230-18-C-0172 Maryland Procurement Office	R&D	88,739	

**State of Utah**  
**Schedule of Expenditures of Federal Awards By State Agency**  
**For the Year Ended June 30, 2019**

CFDA	Name	Award/Contract Name of Pass-through Entity	R&D	Expenditures	Provided to Subrecipients
<b>COMPONENT UNITS</b>					
<b>UTAH STATE UNIVERSITY</b>					
12	NadirSAR Phase II	TSC NadirSAR Phase II Letter Sub / W56KGU Technology Service Corporation	R&D	98,929	
12	BBAC - Praxis	PO PO20190001 / N00173-16-F-6402 Praxis, Inc.	R&D	110,000	
12	GNSU Rebuild	SIS180377 Jacobs Technology, Inc.	R&D	110,349	
12	AFRL-Subject Matter Expert: Mo	18-S8401-12-C1 Universal Technology Corporation (UTC)	R&D	144,841	
12	Raytheon GSMP	4201567976 / FA8620-15-D-3009 Raytheon Corp General	R&D	182,632	
12	HX5 INL Support	USU-17-D-0005 / FA8622-15-F-8111 HX5 LLC	R&D	350,397	
12	DI2E E21A	S901059BAH / FA8750-17-F-0105 Booz Allen Hamilton, Inc.	R&D	355,100	
12	C-UUV Silkworm Yarn Developmen	SUB1138235 TO001 Serco, Inc.	R&D	780,356	
12	P5 ADIU	1038-05-13-01 / N68936-16-D-0016 Jacobs Technology, Inc.	R&D	1,228,524	
12	Department of Defense	VARIOUS	R&D	138,634,310	28,474,304
12.300	Basic and Applied Scientific Research	VARIOUS	R&D	863,693	182,673
12.431	Basic Scientific Research	VARIOUS	R&D	93,459	
12.630	Basic, Applied, and Advanced Research in Science and Engineering	VARIOUS	R&D	2,822	
12.800	Air Force Defense Research Sciences Program	VARIOUS	R&D	165,785	
14.169	Housing Counseling Assistance Program	VARIOUS		27,392	
15	Tuba City Boarding School Prof	Various Tuba City Unified School District		6,726	
15	Trainings for Chemawa Indian S	140A1218C0007 Chimawa Indian School		20,812	
15	Department of the Interior	VARIOUS		32,447	
15	Department of the Interior	VARIOUS	R&D	446,676	
15.041	Environmental Management_Indian	VARIOUS	R&D	57,196	
15.224	Cultural and Paleontological Resources Management	VARIOUS	R&D	12,029	
15.225	Recreation Resource Management	VARIOUS		261	
15.231	The Sagebrush Ecosystem Allian	2503.16.055535 National Fish and Wildlife Foundation	R&D	924	
15.231	Cave Valley-Hamlin Valley Sage	NPCD-005 Department of Wildlife	R&D	15,665	
15.231	Fish, Wildlife and Plant Conservation Resource Management	VARIOUS	R&D	987,341	144,752
15.232	GREAT BASIN FIRE SCIENCE EXCHA	UNR-17-28/117GC000024 University of Nevada at Reno	R&D	5,131	
15.232	Fire Science Exchange Network	G-09352-1 Colorado State University	R&D	7,595	
15.232	Co-managing risk or 'parallel	L0196B-B Oregon State University	R&D	9,259	
15.232	Wildland Fire Research and Studies	VARIOUS	R&D	96,989	32,525

**State of Utah**  
**Schedule of Expenditures of Federal Awards By State Agency**  
**For the Year Ended June 30, 2019**

CFDA	Name	Award/Contract		R&D	Expenditures	Provided to Subrecipients
			Name of Pass-through Entity			
<b>COMPONENT UNITS</b>						
<b>UTAH STATE UNIVERSITY</b>						
15.236	Environmental Quality and Protection Resource Management	VARIOUS		R&D	273,399	
15.237	Rangeland Resource Management	VARIOUS		R&D	15,777	
15.237	Rangeland Resource Management	VARIOUS			23,203	
15.238	Challenge Cost Share	VARIOUS		R&D	11,314	
15.243	BLM Youth Conservation	VARIOUS			32,950	
15.243	BLM Youth Conservation	VARIOUS		R&D	129,966	
15.244	Fisheries and Aquatic Resources Management	VARIOUS		R&D	25,539	
15.508	Beaver Restoration Assessment	01292018-5060	The Nature Conservancy	R&D	99,409	
15.529	INSTALLATION AND DEVELOPMENT O	R15AC00021		R&D	306,330	
15.557	Synthesizing drought character	R18AC00018		R&D	5,480	5,480
15.557	Synthesizing drought character	R18AC00018		R&D	30,389	
15.560	Utah Weather Stations Operatio	R17AP00234		R&D	7,559	
15.560	Eddy Covariance Towers	R16AP00162		R&D	93,314	
15.608	Fish and Wildlife Management Assistance	VARIOUS		R&D	41,171	
15.611	Geophagy and Winter Habitat Se	002873	Wyoming Game and Fish Department	R&D	18,845	
15.611	Beaver Restoration Assessment	IDFG-FY18-243	State of Idaho Department of Fish and Game	R&D	37,078	
15.611	Bighorn Disease Ecology and He	SG19-04	Department of Wildlife	R&D	57,748	
15.611	Pronghorn Productivity and Mon	Various	State of Idaho Department of Fish and Game	R&D	71,699	
15.611	North Dakota Greater Sage-grou	F16AF00613	State of North Dakota	R&D	75,000	75,000
15.611	Assessment of factors associat	170000108	State of Alaska Department of Fish and Game	R&D	115,331	
15.611	Dusky Grouse Ecology and Manag	USU-001	Department of Wildlife	R&D	123,749	
15.611	North Dakota Greater Sage-grou	F16AF00613	State of North Dakota	R&D	162,170	
15.628	Assessing harvest management i	002811	Wyoming Game and Fish Department	R&D	25,063	
15.631	Partners for Fish and Wildlife	VARIOUS		R&D	-401	
15.635	Neotropical Migratory Bird Conservation	VARIOUS		R&D	19,686	
15.678	Demographic and physiological	G-50042-01 / F17AC00326	Colorado State University	R&D	19,533	
15.805	Assistance to State Water Resources Research Institutes	VARIOUS		R&D	116,411	
15.807	Earthquake Hazards Reduction Program	VARIOUS		R&D	101,714	
15.808	U.S. Geological Survey_ Research and Data Collection	VARIOUS		R&D	155,595	

**State of Utah**  
**Schedule of Expenditures of Federal Awards By State Agency**  
**For the Year Ended June 30, 2019**

CFDA	Name	Award/Contract Name of Pass-through Entity	R&D	Expenditures	Provided to Subrecipients
<b>COMPONENT UNITS</b>					
<b>UTAH STATE UNIVERSITY</b>					
15.812	Cooperative Research Units	VARIOUS	R&D	136,332	
15.815	StateView Program Development	AV18-UT-01 America View	R&D	6,543	
15.815	AmericaView Executive Director	AV18-UT-02 America View	R&D	65,879	
15.820	A43607 Huntley Southwest Clima	476116/G18AC00320 University of Arizona	R&D	7,941	
15.931	Conservation Activities by Youth Service Organizations	VARIOUS		172,123	
15.945	Forecasting eco-evolutionary d	1003-666-USU University of Wyoming	R&D	3,954	
15.945	LEAH AND STRING LAKES VISITOR	PK131A-A/P17AC00106 Oregon State University	R&D	34,633	
15.945	Cooperative Research and Training Programs – Resources of the National Park System	VARIOUS	R&D	492,858	10,790
15.954	National Park Service Conservation, Protection, Outreach, and Education	VARIOUS	R&D	-3,361	
16.525	Grants to Reduce Domestic Violence, Dating Violence, Sexual Assault, and Stalking on Campus	VARIOUS		60,642	
16.726	4-H Mentoring NMP Lead Advisor	2018-JU-FX-0005 National 4-H Council		37	
16.726	National Mentoring Program VII	2016-JU-FX-0022 National 4-H Council		7,995	
16.726	4-H Health Rocks! Mentoring Pi	2018-JU-FX-0005 (SUB) National 4-H Council		11,860	
16.726	National Mentoring Program 9	2018-JU-FX-0005 (SUB) National 4-H Council		20,942	
16.726	National Mentoring Program VII	2017-JU-FX-0016 National 4-H Council		34,302	
16.726	4-H Mentoring - NMP Lead Advis	FFY16 2017-FX-00162 National 4-H Council		42,959	
16.726	Juvenile Mentoring Program	VARIOUS		292,561	
17.600	Mine Health and Safety Grants	VARIOUS		225,270	
20.514	Electric Bus Corridor Model	4918-001/490-220-001S1 CALSTART	R&D	37,797	
20.701	UTC Regional Transportation Cen	FAR0023140 North Dakota State University	R&D	37,925	
20.701	Tier I University Transportati	8823-USU-1 Western Michigan University	R&D	45,574	
20.701	UTC National Center	S1988078; 5233; 451718; 681190 Rutgers The State University of New Jersey	R&D	98,197	
20.701	Prestress Losses and Developme	FAR0028869 North Dakota State University	R&D	191,830	
43	Emb-Rid Sounding Rckt Cmp	192423 Embry-Riddle Aero University	R&D	64	
43	ATAA Invar Compensators	170725 / Prime NNG15CR64C ATA Aerospace - Civil	R&D	122	
43	PCB Asmbly SPP Field Proj	PO BB00607939 University of California at Berkeley	R&D	129	
43	MEI/ORS EDU Support	PO 2016-0155 / NNA10DF16B Millennium Engineering and Integration Company	R&D	1,137	
43	STTR: Design, Development, and	Various Parabilis Space Technologies, Inc.	R&D	1,220	

**State of Utah**  
**Schedule of Expenditures of Federal Awards By State Agency**  
**For the Year Ended June 30, 2019**

CFDA	Name	Award/Contract Name of Pass-through Entity	R&D	Expenditures	Provided to Subrecipients
<b>COMPONENT UNITS</b>					
<b>UTAH STATE UNIVERSITY</b>					
43	Virginia Tech Collaboration	P2172940 Virginia Polytechnic Institute and State University	R&D	1,331	
43	GeoCARB	4103762939 / Prime 80LARC17C0001 Lockheed Martin Space Systems	R&D	4,336	
43	SOFIE	GATS SC 180002 / Hampton 03-11/ Prime N GATS	R&D	4,913	
43	WFIRST	18RKB00947 Ball Aerospace and Tech	R&D	6,700	6,700
43	ThermStrap W-Band	4502254099 / NNG11XA04C Northrop Grumman	R&D	6,717	
43	Mission Ops for CIRiS	17BCL00001 / NNX16AC18G Ball Aerospace and Tech	R&D	7,070	7,070
43	Thermal Links-Ball WFIRST	18JJK00053 / 80GSFC18C0083 Ball Aerospace and Tech	R&D	7,084	
43	MIRaTA	5710003593/NNX14AC75G MIT Lincoln Laboratory	R&D	7,440	
43	SCORPIO Optics Peer Rev	L42829ZJ / Prime AST1637494 Southwest Research Institute	R&D	9,707	
43	SCORPIO Pre-order Review	M52056ZJ / Prime AST1637494 Southwest Research Institute	R&D	9,998	
43	MUSE	4103422594 / 80GSFC18C0012 Lockheed Martin Space Systems	R&D	11,928	
43	WF-2365 Nevada Air Tasking Ord	Various Nevada Institute for Autonomous Systems	R&D	15,860	
43	BioSentinal	2016-0010 TO 2/NNA11AA15T Millennium Engineering and Integration Company	R&D	16,644	
43	DIEHARD CSM	466008 / 1605285 / NNN12AA01C The University of Arizona	R&D	29,395	
43	TIRS-2 Stray Light Analys	21410-15-032/NNG15HQ01C Science Systems and Applications, Inc.	R&D	31,334	
43	The Filter Incidence Narrow-ba	08600-019 Universities Space Research Association	R&D	33,156	
43	SABER II Stray Light	2160618060 / NNL16AA05C Science Systems and Applications, Inc.	R&D	34,495	
43	Flight Cadet U Blue Canyon	PO-00496 Blue Canyon Technologies, LLC	R&D	36,502	
43	RBI	880361/NNL14AQ00C Exelis, Inc.	R&D	38,150	
43	C-LIFE	Subgrant PO 394122 The University of Arizona	R&D	40,429	
43	STTR: Short Wave Infrared Foca	Various Wavefront, LLC	R&D	49,188	
43	FUV	Subcontract 418UC-SSL/NNG12FA45C University of California at Berkeley	R&D	53,883	
43	Mission Ops for CIRiS	17BCL00001 / NNX16AC18G Ball Aerospace and Tech	R&D	54,250	
43	Subcontract for Participation	43602 Hampton University	R&D	69,629	
43	ThermLinks-L3Europa	MF180130 L-3 Technologies - SSG	R&D	70,841	
43	CAESAR Phase A	82506-11022 / 80MSFC18C0034 Cornell Univeristy	R&D	80,116	
43	Rapid Response Space	2016-0010 RLS 6 / NNA10DF16B Millennium Engineering and Integration Company	R&D	213,975	



**State of Utah**  
**Schedule of Expenditures of Federal Awards By State Agency**  
**For the Year Ended June 30, 2019**

CFDA	Name	Award/Contract Name of Pass-through Entity	R&D	Expenditures	Provided to Subrecipients
<b>COMPONENT UNITS</b>					
<b>UTAH STATE UNIVERSITY</b>					
43	HARP (InVEST)	0000013264/NNX13AN11G University of Maryland Baltimore County	R&D	214,502	
43	IRIS for ASU	ASUB00000160 / NNX15AV71G Arizona State University	R&D	351,325	
43	WFIRST	18RKB00947 Ball Aerospace and Tech	R&D	1,776,784	
43	National Aeronautics and Space Administration	VARIOUS	R&D	13,045,147	2,993,634
43.001	Developing decision-support to	7380-B Boise State University	R&D	9,306	
43.001	Nonlinear Interactions and com	1554135 University of Colorado	R&D	30,063	
43.001	Science	VARIOUS		54,529	
43.001	Super Soaker	171-03 Atmospheric & Space Technology Research Associates, LLC	R&D	58,523	
43.001	Ionospheric Storm-Time Electro	R53782 William Marsh Rice University	R&D	73,448	
43.001	WF-2247: Improving Water Suppl	2-312-0215650 RTI International	R&D	128,709	
43.001	Science	VARIOUS	R&D	585,143	22,467
43.002	Aeronautics	VARIOUS	R&D	38,577	
43.002	Adaptive Aerostructures for Re	M1703311 Texas AandM University	R&D	82,981	
43.003	Creative 3D Plant Optimization	XHAB 2018-11 National Space Grant Foundation		11,168	
43.007	Space Operations	VARIOUS	R&D	14,376	
43.008	Education	VARIOUS	R&D	7,671	
43.009	Cross Agency Support	VARIOUS		-6,000	
43.009	Cross Agency Support	VARIOUS	R&D	102	
43.012	Space Technology	VARIOUS	R&D	147,151	
43.012	Center for the Utilization of	00009566 University of California at Berkeley	R&D	152,198	152,198
43.012	Center for the Utilization of	00009566 University of California at Berkeley	R&D	277,085	
45.024	Promotion of the Arts_Grants to Organizations and Individuals	VARIOUS		7,785	
45.169	Promotion of the Humanities_Office of Digital Humanities	VARIOUS	R&D	35,931	
45.313	Laura Bush 21st Century Librarian Program	VARIOUS	R&D	126,582	
47	National Science Foundation	VARIOUS	R&D	59,202	
47.041	Quantifying Differences Betwee	20150133-01-USU University of North Carolina at Chapel Hill	R&D	5,048	
47.041	Engineering Grants	VARIOUS	R&D	1,118,669	10,113
47.049	Photoactivator Chemistry in At	2(GG012343) The Trustees of Columbia University in the City of New York	R&D	288	

**State of Utah**  
**Schedule of Expenditures of Federal Awards By State Agency**  
**For the Year Ended June 30, 2019**

CFDA	Name	Award/Contract Name of Pass-through Entity	R&D	Expenditures	Provided to Subrecipients
<b>COMPONENT UNITS</b>					
<b>UTAH STATE UNIVERSITY</b>					
47.049	Photoactivator Chemistry in At	2(GG012343) The Trustees of Columbia University in the City of New York	R&D	32,267	32,267
47.049	Mathematical and Physical Sciences	VARIOUS	R&D	807,393	
47.050	Salary Support for John Sherva	47(GG009393) PO# G11677 The Trustees of Columbia University in the City of New York	R&D	4,221	
47.050	Detecting asperity flash heati	91264401 University of Southern California	R&D	20,740	
47.050	INFEWS/T1: J.Givens Increasing	128413-G03666 Washington State University	R&D	49,796	
47.050	Geosciences	VARIOUS	R&D	1,597,901	57,657
47.070	MESOSCALE DATA FUSION TO MAP A	1003107-06 Northern Arizona University	R&D	11,316	11,316
47.070	Connection of Earth and Sky wi	093054-17401 University of Illinois	R&D	14,794	
47.070	MESOSCALE DATA FUSION TO MAP A	1003107-06 Northern Arizona University	R&D	97,951	
47.070	Computer and Information Science and Engineering	VARIOUS	R&D	1,385,847	596,803
47.074	A43792 Baker, Service Contract	US001-0000731765 Battelle	R&D	9,096	
47.074	Arctic LTER: Climate Change an	52820/ 1637459 Marine Biological laboratory-Wood Hold, Mass	R&D	19,715	
47.074	SOCIAL BRAINS AND SOLITARY BEE	18-S07 George Washington University	R&D	20,039	
47.074	Dynamical Interactions between	S1776A-D Oregon State University	R&D	26,598	
47.074	Phylogeny and diversification	75822-10654 Cornell University	R&D	39,963	
47.074	Service Contract for Reaeratio	USU001-0000597686 Battelle	R&D	45,839	
47.074	SCALE-DEPENDENT FEEDBACKS AMON	1003088-02 Northern Arizona University	R&D	79,356	
47.074	Biological Sciences	VARIOUS	R&D	966,078	51,973
47.075	Rethinking payments for ecosys	SUBAWARD NO. 4101-81928 Purdue University	R&D	37,441	
47.075	Social, Behavioral, and Economic Sciences	VARIOUS	R&D	189,555	62,363
47.076	Literacy for Engineering Acces	TERC PROJECT # 12745 TERC	R&D	5,998	
47.076	Spatial Ability and Blind Engi	Various National Federation of the Blind	R&D	77,825	
47.076	Education and Human Resources	VARIOUS	R&D	2,602,686	52,815
47.078	Polar Programs	VARIOUS	R&D	-2,910	
47.080	Office of Cyberinfrastructure	VARIOUS	R&D	167,052	57,695
59.037	Small Business Development Centers	VARIOUS		950,077	677,869
60	Smithsonian Institution	VARIOUS	R&D	11,771	
64	Department of Veterans Affairs	VARIOUS	R&D	5,946	

**State of Utah**  
**Schedule of Expenditures of Federal Awards By State Agency**  
**For the Year Ended June 30, 2019**

CFDA	Name	Award/Contract Name of Pass-through Entity	R&D	Expenditures	Provided to Subrecipients
<b>COMPONENT UNITS</b>					
<b>UTAH STATE UNIVERSITY</b>					
64	Department of Veterans Affairs	VARIOUS		45,501	
66	Scientific and regulatory supp	63-USU-000 Great Lakes Environmental Center, Inc.	R&D	32,930	
66.034	Surveys, Studies, Research, Investigations, Demonstrations, and Special Purpose Activities Relating to the Clean Air Act	VARIOUS	R&D	2,726	
66.461	Regional Wetland Program Development Grants	VARIOUS	R&D	45,297	
66.509	Science to Achieve Results (STAR) Research Program	VARIOUS	R&D	144,827	
66.516	P3 Award: National Student Design Competition for Sustainability	VARIOUS	R&D	4,028	
66.716	Pesticide Safety Education Man	SA-2019-11 eXtension Foundation		6,655	
66.716	2018 PSEP Funding	SA-2017-28 eXtension Foundation		11,592	
77.008	U.S. Nuclear Regulatory Commission Scholarship and Fellowship Program	VARIOUS	R&D	131,036	
81	AFT2 Pgm MIC3 Enhancement	927890 Sandia Laboratories	R&D	-14,929	
81	In situ Catalytic Fas Pyrolysi	347647 Battelle Energy Alliance, LLC	R&D	-5,211	
81	Department of Energy	VARIOUS		449	
81	SNL AFT2	1044650 Sandia Laboratories	R&D	496	
81	Support for USU Physics Day at	Various Battelle Energy Alliance, LLC	R&D	500	
81	WPT Technical Support for Cybe	213985 Battelle Energy Alliance, LLC	R&D	611	
81	QCL-Compact Calib Sources	12059102 / DE-NA0001740 Sandia Laboratories	R&D	1,042	
81	Sandia AFT TVAC Optical Focu	696037 Sandia Laboratories	R&D	4,051	
81	LOTUS Code Framework Developme	177963 Battelle Energy Alliance, LLC	R&D	8,621	
81	Full-Field Measurements of Het	217672 Battelle Energy Alliance, LLC	R&D	14,255	
81	LLNL Thermal Straps	B634503 / Prime DE-AC52-07NA27344 Lawrence Livermore National Laboratory	R&D	14,881	
81	Monitoring Benthic Macroinvert	8F-30118 Argonne Laboratory	R&D	28,880	
81	Sandia Thermal Straps	2028446 Sandia Laboratories	R&D	30,495	
81	Pressure PIV Uncertainty Study	131568 Fluor Marine Propulsion, LLC	R&D	47,534	
81	Joint Appointment work with Pa	232060 Battelle		53,232	
81	Enzymatic Energy Conversion: N	274628 Battelle	R&D	70,644	
81	High Power Wireless Charging D	Various Wireless Advanced Vehicle Electrification Inc	R&D	73,092	
81	Department of Energy	VARIOUS	R&D	680,504	112,160
81.049	Biological Electron Transfer a	134124-G003972 Washington State University	R&D	60	

**State of Utah**  
**Schedule of Expenditures of Federal Awards By State Agency**  
**For the Year Ended June 30, 2019**

CFDA	Name	Award/Contract Name of Pass-through Entity	R&D	Expenditures	Provided to Subrecipients
<b>COMPONENT UNITS</b>					
<b>UTAH STATE UNIVERSITY</b>					
81.049	Tech-X	7082-005 Tech-X Corporation	R&D	1,284	
81.049	The Plasma Science and Innovat	UWSC9285 (BPO17507) University of Washington	R&D	58,551	
81.049	Biological Electron Transfer a	G142-15-W5072 Montana State University	R&D	80,529	
81.049	An Integrated Evaluation of th	201603457-06 Regents of the University of California	R&D	190,720	
81.049	Office of Science Financial Assistance Program	VARIOUS	R&D	447,093	
81.086	Enabling Secure and Resilient	429399-19138 Virigina Tech Polytechnic Institute and State University	R&D	33,380	
81.086	WestSmartEV: Western Smart Plu	3300001466 Pacifcorp	R&D	217,034	
81.087	WM-403: build Test Stand and T	Various Percheron Power, LLC	R&D	40,408	
81.087	Renewable Energy Research and Development	VARIOUS	R&D	228,585	74,001
81.089	Long-term methane emissions ra	SC4502-002 GSI Environmental	R&D	52,884	
81.113	Defense Nuclear Nonproliferation Research	VARIOUS	R&D	4,981	
81.117	Center for Innovative Drivetra	1553797 PO1000607856 University of Colorado	R&D	37,060	
81.121	Nuclear Energy Research, Development and Demonstration	VARIOUS		56,664	
81.121	Nuclear Energy Research, Development and Demonstration	VARIOUS	R&D	1,367,462	960,688
81.135	Low-cost, Easy-to-integrate, a	118115448 University of California at San Diego	R&D	22,770	
81.135	Advanced Research Projects Agency - Energy	VARIOUS	R&D	147,706	41,062
84	Kansas Technical Assistance	652-15-1870 Kansas Department of Education		183,841	
84.007	Federal Supplemental Educational Opportunity Grants	VARIOUS		771,590	
84.027	Idaho Training and Assessment	18-5000 State of Idaho Department of Education		-2	
84.027	Washington DR FY18	20180215 Office of Superintendent of Public Instruction		75	
84.027	Idaho Indicator Survey Work	19-5042 State of Idaho Department of Education		1,301	
84.027	Washington Dispute Resolution	20190007 Office of Superintendent of Public Instruction		2,277	
84.027	Washington Jobs Alike Workgrou	20190008 Office of Superintendent of Public Instruction		2,445	
84.027	Washington Special Education A	20180381; Office of Superintendent of Public Instruction		3,485	
84.027	Oregon Interagency Coordinatin	11461 Oregon Department of Education		4,230	
84.027	Kentucky Special Education Tra	PON2 540 1900000755 State of Kentucky		5,657	
84.027	Kentucky IDEA	PON2 540 1900000752 State of Kentucky		7,592	
84.027	Kentucky Dispute Resolution Co	PON2 540 1900000749 State of Kentucky		9,019	

**State of Utah**  
**Schedule of Expenditures of Federal Awards By State Agency**  
**For the Year Ended June 30, 2019**

CFDA	Name	Award/Contract Name of Pass-through Entity	R&D	Expenditures	Provided to Subrecipients
<b>COMPONENT UNITS</b>					
<b>UTAH STATE UNIVERSITY</b>					
84.027	Idaho TASK12 FY19	19-5011 State of Idaho Department of Education		9,998	
84.027	Nebraska Technical Assistance	94-9410-248-1B03-18 Nebraska Department of Education		14,708	
84.027	Kentucky Complaint Investigato	PON2 540 180000 State of Kentucky		19,609	
84.027	Training and Assessment System	Various New Hampshire Department of Education		28,061	
84.027	Idaho Indicator 8, 14, and Dat	18-5015; State of Idaho Department of Education		33,325	
84.027	Oregon Technical Assistance	10797 Oregon Department of Education		45,918	
84.027	Arizona Technical Assistance F	IGA #16-19-ED PART 2 State of Arizona Department of Education		64,305	
84.027	Kentucky Complaint Investigati	PON2 540 1900000748 State of Kentucky		104,154	
84.027	Arizona Recruitment/Retention	IGA #16-19-ED PART 1 State of Arizona Department of Education		248,189	
84.027	KANSAS TASN PROJECT	652-15-1862 Kansas Department of Education		309,190	
84.031	Higher Education_Institutional Aid	VARIOUS		491,310	
84.033	Federal Work-Study Program	VARIOUS		857,594	
84.037	Perkins Loan Cancellations	VARIOUS		102,420	
84.042	TRIO_Student Support Services	VARIOUS		889,831	
84.044	TRIO_Talent Search	VARIOUS		388,918	
84.047	TRIO_Upward Bound	VARIOUS		744,394	
84.063	Federal Pell Grant Program	VARIOUS		40,793,615	
84.129	Rehabilitation Long-Term Training	VARIOUS		627,064	
84.181	Wyoming Early Intervention Cou	KE-2018-020 Wyoming Department of Health		945	
84.305	Education Research, Development and Dissemination	VARIOUS	R&D	812,771	409,670
84.323	Arizona Web Project	16-02-EDSG State of Arizona Department of Education		20,170	
84.323	Arizona State Personnel Develo	16-01-EDSG State of Arizona Department of Education		76,768	
84.325	Special Education - Personnel Development to Improve Services and Results for Children with Disabilities	VARIOUS		989,897	
84.334	Gaining Early Awareness and Readiness for Undergraduate Programs	VARIOUS		7,233,045	3,900,002
84.335	Child Care Access Means Parents in School	VARIOUS		382,505	
84.358	Rural Education	VARIOUS		1,271	
84.373	Center for the Integration of	100041.Y4.001-TAES01 Applied Engineering Management Corp. (AEM)		12,385	
84.373	Center for IDEA Fiscal Reporti	S-00015246 WestEd		244,740	

**State of Utah**  
**Schedule of Expenditures of Federal Awards By State Agency**  
**For the Year Ended June 30, 2019**

CFDA	Name	Award/Contract Name of Pass-through Entity	R&D	Expenditures	Provided to Subrecipients
<b>COMPONENT UNITS</b>					
<b>UTAH STATE UNIVERSITY</b>					
84.379	Teacher Education Assistance for College and Higher Education Grants (TEACH Grants)	VARIOUS		131,272	
84.407	Transition Programs for Students with Intellectual Disabilities into Higher Education	VARIOUS		211,593	
84.424	New Mexico Multi-Layered System	19-924-00180 State of New Mexico Department of Education		35,119	
93	Visterra Inc. (BARDA) Antivira	PRIME HHS0100201500018C Visterra, Inc.	R&D	11,759	
93	Effect of time of treatment in	Various Emory University	R&D	12,051	
93	Department of Health and Human Services	VARIOUS	R&D	3,225,142	619,856
93.086	Healthy Marriage Promotion and Responsible Fatherhood Grants	VARIOUS		1,620,958	99,905
93.110	Maternal and Child Health Federal Consolidated Programs	VARIOUS		1,655,697	110,000
93.172	Preparing Association Analysis	114517-5094757 Harvard University	R&D	44,124	
93.173	Research Related to Deafness and Communication Disorders	VARIOUS	R&D	148,973	74,080
93.233	National Center on Sleep Disorders Research	VARIOUS	R&D	465,332	393,037
93.234	Traumatic Brain Injury State Demonstration Grant Program	VARIOUS		32,797	
93.237	USU FCS Family Wellness Program	Various Ute Indian Tribe		12,470	
93.243	Reducing Trauma Through a Family	330 SAMHSA PROJECT; 200668 The Family Place	R&D	74,941	
93.243	Substance Abuse and Mental Health Services_Projects of Regional and National Significance	VARIOUS		83,138	
93.262	Agricultural Safety Education	5866-USU-CSU-1107 Penn State University		33,469	
93.273	Alcohol Research Programs	VARIOUS	R&D	440,205	138,589
93.279	Pilot Implementation of the Family	10158SC University of California at San Francisco	R&D	5,841	
93.279	Drug Abuse and Addiction Research Programs	VARIOUS	R&D	111,449	
93.369	SILC: Training and Technical Assistance	19-1825 TIRR Memorial Herman		106,557	
93.369	CIL: Training and Technical Assistance	18-1812 TIRR Memorial Herman		488,111	
93.421	Act Early Ambassadors	Various Association of University Centers on Disabilities		1,824	
93.432	CIL: Training and Technical Assistance	19-1590 TIRR Memorial Herman		1,347	
93.433	ACL National Institute on Disability, Independent Living, and Rehabilitation Research	VARIOUS	R&D	196,074	31,565
93.464	ACL Assistive Technology	VARIOUS		447,427	
93.524	Utah Act Early Ambassador	Various Association of University Centers on Disabilities		5,449	
93.575	SLCO 4-H Entheos Kearns/Magna	BJ17164 Salt Lake County		31,593	

**State of Utah**  
**Schedule of Expenditures of Federal Awards By State Agency**  
**For the Year Ended June 30, 2019**

CFDA	Name	Award/Contract Name of Pass-through Entity	R&D	Expenditures	Provided to Subrecipients
<b>COMPONENT UNITS</b>					
<b>UTAH STATE UNIVERSITY</b>					
93.600	Head Start	VARIOUS	R&D	5,457	
93.631	Developmental Disabilities Projects of National Significance	VARIOUS		13,958	
93.632	Serious Mental Illness Nationa	PO 7800004501 University of Kentucky Research Foundation		103,665	
93.632	University Centers for Excellence in Developmental Disabilities Education, Research, and Service	VARIOUS		577,693	
93.788	Opioid STR	VARIOUS	R&D	267,357	7,328
93.853	Extramural Research Programs in the Neurosciences and Neurological Disorders	VARIOUS	R&D	3,049	
93.853	Generation of genetically engi	17-009595 A00 University of Massachusetts	R&D	62,248	
93.855	Advanced development of a vira	SUBAGREEMENT NO. 100 Kineta, Inc.	R&D	13,269	
93.855	Production and Characterizatio	STTR18042019 Sab Capra, LLC	R&D	26,773	
93.855	Production and Characterizatio	STTR15012018 Sab Capra, LLC	R&D	64,592	
93.855	Dissecting the receptor mediat	31116A Albert Einstein College of Medicine	R&D	84,687	
93.855	Engineering an intranasal univ	21F139-01 Texas Tech University	R&D	90,323	
93.855	Allergy and Infectious Diseases Research	VARIOUS	R&D	117,672	
93.855	Engineered hamsters as a small	5109738 University of North Carolina at Chapel Hill	R&D	139,114	
93.859	Mechanism of Catalytic Regulat	C15A12080 Yale University	R&D	82,629	
93.859	Biomedical Research and Research Training	VARIOUS	R&D	477,121	
93.865	Child Health and Human Development Extramural Research	VARIOUS	R&D	607,020	247,304
93.866	Aging Research	VARIOUS	R&D	117,747	
93.866	Epidemiology of Alzheimer's Di	16-0483 Brigham Young University	R&D	216,364	
93.867	Vision Research	VARIOUS	R&D	21,173	
93.884	HRSA Primary Care Training and	15-218A-RPA003 Idaho State University	R&D	21,012	
93.959	Partnership and Community Coll	018000.340888.02 Mississippi State University		184,874	
94.006	TCN AmeriCorps TIP 2019	18NDHDC002 The Corps Network		75,295	
94.013	Volunteers in Service to America	VARIOUS		287,138	
94.020	CNCS Disaster Response Cooperative Agreement	VARIOUS		469,393	
97	Department of Homeland Security	VARIOUS	R&D	2,674,452	120,000
98.001	WONDERS OF THE MEKONG: A FOUND	UNR-17-41 University of Nevada at Reno	R&D	16,675	
98.001	WF-2351 Provide Pedagogical an	USAID 72026319CA00001 The American University in Cairo	R&D	50,123	

**State of Utah**  
**Schedule of Expenditures of Federal Awards By State Agency**  
**For the Year Ended June 30, 2019**

CFDA	Name	Award/Contract Name of Pass-through Entity	R&D	Expenditures	Provided to Subrecipients
<b>COMPONENT UNITS</b>					
<b>UTAH STATE UNIVERSITY</b>					
99	L-3 Contam Sample Testing	JL160171/H94003-04-D-00060180 L-3 Communications	R&D	2,226	
99	Jyn-Requirements	Letter Contract P18-222206 Lockheed Martin Space Systems	R&D	4,087	
99	ASTM	JL190326 L-3 Technologies - SSG	R&D	6,218	
99	Links-BAE NEXT 5	P103387 BAE Systems Information Solutions, Inc.	R&D	9,377	
99	Calif Engineering Spt	Subcontract 17478 / B16-2016238G007 SRI International	R&D	10,223	
99	Thermal Links-NG-Kes Strp	2982804 / Prime 16-C-4127 Northrop Grumman	R&D	15,521	
99	JHU/APL Renegade	146136 / 15-C-3186 Johns Hopkins University	R&D	27,657	
99	Jyn	Letter Contract P18-222207 Lockheed Martin Space Systems	R&D	89,589	89,589
99	Links-Raytheon Draco	4201577870 Raytheon Corp General	R&D	116,759	
99	Jyn	Letter Contract P18-222207 Lockheed Martin Space Systems	R&D	123,389	123,389
99	Jyn	Letter Contract P18-222207 Lockheed Martin Space Systems	R&D	133,125	133,125
99	Voyager BO Units	Letter Subcontract A000427555 Harris Corporation	R&D	156,265	
99	AOS Radiometer Cal&Char	6835 / Prime Z7EGAAAM Arizona Optical Systems, LLC	R&D	256,879	
99	Wakeboard	18-C-0106 Misc Other	R&D	296,083	
99	Badger	25922 Lockheed Martin Space Systems	R&D	302,643	
99	Jyn	Letter Contract P18-222207 Lockheed Martin Space Systems	R&D	439,917	439,917
99	AOS BB Units	10DS-0004-UT Misc Other	R&D	445,990	
99	Jyn	Letter Contract P18-222207 Lockheed Martin Space Systems	R&D	1,160,841	
99	Voyager	Letter Subcontract A000411652 Harris Corporation	R&D	1,283,905	
99	AOS	Subcontract 10DS-0002-UT Misc Other	R&D	3,366,242	
99	Miscellaneous	VARIOUS	R&D	6,743,152	193,845
Subtotal – Utah State University				289,376,211	47,364,526
<b>UTAH VALLEY UNIVERSITY</b>					
10	Department of Agriculture	VARIOUS	R&D	67,569	
15.231	Fish, Wildlife and Plant Conservation Resource Management	VARIOUS	R&D	16,459	
43	Constraining Dust Hazes at the L/T Trans via Var	HST-GO-14051.008-A Space Telescope Science Institute	R&D	2,285	
43	A Second Ladder: Testing for Bias	HST-GO-14654.003-A Space Telescope Science Institute	R&D	2,323	
43	Vertical Cloud Structure	HST-GO-14241.015-A Space Telescope Science Institute	R&D	4,524	
43	Dash Mapping of IC348	HST-GO-14626.002-A Space Telescope Science Institute	R&D	22,355	



**State of Utah**  
**Schedule of Expenditures of Federal Awards By State Agency**  
**For the Year Ended June 30, 2019**

CFDA	Name	Award/Contract Name of Pass-through Entity	R&D	Expenditures	Provided to Subrecipients
<b>COMPONENT UNITS</b>					
<b>UTAH VALLEY UNIVERSITY</b>					
47.049	Mathematical and Physical Sciences	VARIOUS	R&D	107,930	13,493
47.074	Biological Sciences	VARIOUS	R&D	31,184	
47.075	Social, Behavioral, and Economic Sciences	VARIOUS	R&D	52,921	
47.076	Education and Human Resources	VARIOUS	R&D	675,725	
84.007	Federal Supplemental Educational Opportunity Grants	VARIOUS		893,658	
84.031	Higher Education_Institutional Aid	VARIOUS		382,726	
84.033	Federal Work-Study Program	VARIOUS		937,401	
84.037	Perkins Loan Cancellations	VARIOUS		173,515	
84.042	TRIO_Student Support Services	VARIOUS		272,886	
84.047	TRIO_Upward Bound	VARIOUS		381,042	
84.063	Federal Pell Grant Program	VARIOUS		54,743,266	
84.066	TRIO_Educational Opportunity Centers	VARIOUS		234,636	47,209
84.334	Gaining Early Awareness and Readiness for Undergraduate Programs	VARIOUS		4,033,456	435,472
84.335	Child Care Access Means Parents in School	VARIOUS		86,497	
84.408	Postsecondary Education Scholarships for Veteran's Dependents	VARIOUS		5,692	
97.043	State Fire Training Systems Grants	VARIOUS		20,000	
97.044	Assistance to Firefighters Grant	VARIOUS		536,250	
Subtotal – Utah Valley University				63,684,300	496,174
<b>WEBER STATE UNIVERSITY</b>					
10	Department of Agriculture	VARIOUS		26,815	
10.001	Agricultural Research_Basic and Applied Research	VARIOUS		3,703	
10.665	Schools and Roads - Grants to States	VARIOUS		1,567	
15.615	Cooperative Endangered Species Conservation Fund	VARIOUS		532	
43.001	Science	VARIOUS		13,538	
47.050	Geosciences	VARIOUS	R&D	61,647	
47.075	Social, Behavioral, and Economic Sciences	28214-04124 SO1 Syracuse University	R&D	5,731	5,731
47.076	Education and Human Resources	VARIOUS	R&D	8,492	
58	Securities and Exchange Commission	VARIOUS		229,562	

**State of Utah**  
**Schedule of Expenditures of Federal Awards By State Agency**  
**For the Year Ended June 30, 2019**

CFDA	Name	Award/Contract Name of Pass-through Entity	R&D	Expenditures	Provided to Subrecipients
<b>COMPONENT UNITS</b>					
<b>WEBER STATE UNIVERSITY</b>					
66.034	Surveys, Studies, Research, Investigations, Demonstrations, and Special Purpose Activities Relating to the Clean Air Act	VARIOUS		76,217	
81.049	Office of Science Financial Assistance Program	831K530 The Board of Regents of the University of Wisconsin System	R&D	12,495	12,495
84.007	Federal Supplemental Educational Opportunity Grants	VARIOUS		465,840	
84.016	Undergraduate International Studies and Foreign Language Programs	VARIOUS		9,215	
84.031	Higher Education_Institutional Aid	VARIOUS		72,324	
84.033	Federal Work-Study Program	VARIOUS		933,050	
84.042	TRIO_Student Support Services	VARIOUS		427,196	
84.044	TRIO_Talent Search	VARIOUS		238,005	
84.047	TRIO_Upward Bound	VARIOUS		759,728	
84.063	Federal Pell Grant Program	VARIOUS		29,909,595	
84.324	Research in Special Education	VARIOUS	R&D	80,414	
84.334	Gaining Early Awareness and Readiness for Undergraduate Programs	MOU Ogden City School District		43,629	43,629
84.334	Gaining Early Awareness and Readiness for Undergraduate Programs	MOU-PO180408 Ogden City School District		44,083	44,083
84.367	Improving Teacher Quality State Grants	07-UT02-SEED2017-ILI National Writing Project Corporation		183	183
93.243	Substance Abuse and Mental Health Services_Projects of Regional and National Significance	VARIOUS		39,860	
93.286	Discovery and Applied Research for Technological Innovations to Improve Human Health	VARIOUS	R&D	76,536	
Subtotal – Weber State University				33,539,957	106,121
<b>Subtotal – Component Units</b>				<b>1,246,036,248</b>	<b>87,564,265</b>
<b>TOTAL FEDERAL EXPENDITURES</b>				<b>6,176,484,279</b>	<b>696,962,103</b>

## NOTES TO THE SCHEDULE OF EXPENDITURES OF FEDERAL AWARDS

### NOTE 1. SIGNIFICANT ACCOUNTING POLICIES

The foregoing Schedule of Expenditures of Federal Awards (Schedule) is a supplementary schedule to the State's basic financial statements and is presented for purposes of additional analysis. The Schedule is required by Title 2 U.S. *Code of Federal Regulations* Part 200, *Uniform Administrative Requirements, Cost Principles, and Audit Requirements for Federal Awards* (Uniform Guidance).

A. Basis of Presentation – The information in the Schedule is presented in accordance with Uniform Guidance.

- Federal Financial Assistance – Pursuant to the Single Audit Act of 1984 (Public Law 98-502), the Single Audit Act Amendments of 1996 (Public Law 104-156), and Uniform Guidance, federal financial assistance is defined as assistance provided by a federal agency, either directly or indirectly, in the form of grants, contracts, cooperative agreements, loans, loan guarantees, property, interest subsidies, insurance, endowments, or direct appropriations. Accordingly, nonmonetary federal assistance, including food stamps, food commodities, vaccines, food vouchers, and surplus property, is included in federal financial assistance and, therefore, is reported on the Schedule. Federal financial assistance does not include direct federal cash assistance to individuals. Solicited contracts between the State and Federal Government for which the Federal Government procures tangible goods or services are not considered to be federal financial assistance.
- Catalog of Federal Domestic Assistance – Uniform Guidance requires the Schedule to show the total expenditures for each of the State's federal financial assistance programs as identified in the Catalog of Federal Domestic Assistance (CFDA). The CFDA is a government-wide compendium of individual federal programs. Each program included in the CFDA is assigned a five-digit program identification number (CFDA number) which is reflected in the Schedule. Federal financial assistance programs and contracts which have not been assigned a CFDA number or, where management has been unable to determine the CFDA number, are identified with the federal agency two-digit prefix in the Schedule.

## NOTES TO THE SCHEDULE OF EXPENDITURES OF FEDERAL AWARDS

- Cluster of Programs – Closely related programs with different CFDA numbers which share common compliance requirements are considered a cluster of programs. The following list identifies those programs that are considered to be clusters of Federal programs as defined by the 2019 OMB Compliance Supplement.

Aging Cluster  
 CCDF Cluster  
 Child Nutrition Cluster  
 Clean Water State Revolving Fund Cluster  
 Disability Insurance/SSI Cluster  
 Drinking Water State Revolving Fund Cluster  
 Economic Development Cluster  
 Employment Service Cluster  
 Federal Transit Cluster  
 Fish and Wildlife Cluster  
 Food Distribution Cluster  
 Forest Service Schools and Roads Cluster  
 Highway Planning and Construction Cluster  
 Highway Safety Cluster  
 Medicaid Cluster  
 Research and Development Programs  
 SNAP Cluster  
 Special Education Cluster (IDEA)  
 Student Financial Assistance Programs  
 TANF Cluster  
 Transit Services Programs Cluster  
 TRIO Cluster  
 WIOA Cluster

- Type A and Type B Programs – The Single Audit Act of 1984 (as amended in 1996) and Uniform Guidance establish the levels to be used in defining Type A and Type B federal programs. Type A programs for the State of Utah are those programs which exceeded \$18,529,000 in federal awards expended for the fiscal year ended June 30, 2019. All other programs are classified as Type B by the State. For the year ended June 30, 2019, certain low-risk Type A programs were not audited and certain Type B programs were audited as required by Uniform Guidance. All Type A and Type B programs that were audited as major programs are listed in the “Schedule of Findings and Questioned Costs, Part I. Summary of Auditor’s Results,” item No. 7 (page 189).

- B. Reporting Entity – The State of Utah’s reporting entity includes the primary government and its component units as described in Footnote 1.A. of the State’s basic financial statements for the year ended June 30, 2019. For purposes of presenting the Schedule, the Utah Transit Authority (UTA), a major discrete component unit, has been excluded from the reporting entity for the fiscal year 2019.

**NOTES TO THE SCHEDULE OF EXPENDITURES OF FEDERAL AWARDS**

- C. Basis of Accounting – Federal financial assistance programs included in the Schedule are primarily reported in the State’s basic financial statements as grants and contributions in the entity-wide Statement of Activities and as federal grants and contracts or federal reinsurance in the fund financial statements. Except for items F through H presented in Note 8, the Schedule is presented using the same basis of accounting as that used in reporting the expenditures of the related funds in the State’s basic financial statements. The basis of accounting used for each fund is described in Footnote 1.C. of the State’s basic financial statements.
- Matching Costs – Except as addressed in Note 3 for certain loan programs, the Schedule does not include matching expenditures.
  - Nonmonetary Assistance – The Schedule contains values for several nonmonetary assistance programs. The Food Stamp program is presented at the dollar value of food stamp electronic benefit transfers authorized and used by recipients. The programs with commodities and vaccines are presented at the federally assigned value of commodities disbursed by the State. The surplus property program is presented at the estimated fair value of the property distributed. The fair value was estimated to be 23.3% of the property’s original federal acquisition value.
  - Endowment and Commodities – Information on federal endowment and commodities inventory is included in the footnotes instead of on the Schedule (see Notes 5 and 6).
  - Loan and Loan Guarantee Programs – The value of new loans and loan guarantees made during the year plus, as applicable, the beginning of the year loan balances and loan guarantees are included in the Schedule. The outstanding federal loan balances and loan guarantees at the end of the year are included in the footnotes instead of on the Schedule (see Note 3).
  - Direct and Indirect (Pass-Through) Federal Financial Assistance – The majority of the State’s federal financial assistance is received directly from the granting federal agency (i.e., the State is the primary recipient). However, some federal financial assistance, as identified on the Schedule, is passed through a separate entity prior to receipt by the State (i.e., the State is a subrecipient). Although this type of assistance is included on the Schedule noting the “Name of Pass-Through Entity,” it is not reported as federal revenue on the State’s basic financial statements because it was not awarded directly from the Federal Government to the State.
  - Pass-Through Expenditures – The Schedule includes a column for “Provided to Subrecipients” to identify the amount provided to subrecipients. The State makes subgrants to other entities to carry out some federal programs.

## NOTES TO THE SCHEDULE OF EXPENDITURES OF FEDERAL AWARDS

- Federal Transactions Between State Entities – Some state entities transfer (expend) federal assistance to other state entities (i.e., a pass-through of funds by the primary recipient state entity to a subrecipient state entity). In this case, the federal revenue and expenditures are only reported once within the same fund on the State’s basic financial statements in accordance with generally accepted accounting principles (GAAP) and reported once on the Schedule in the primary recipient state entity. This method avoids duplication and the overstatement of the aggregate level of federal financial assistance expended by the State. However, purchases of services between state entities using federal monies are reported in the basic financial statements as expenditures or expenses by the purchasing entity and as revenues for services rendered by the providing entity.

### NOTE 2. **DE MINIMUS COST RATE**

The Schedule includes a portion of costs associated with general activities which are allocated to federal financial assistance programs under negotiated formulas commonly referred to as indirect cost rates. Three State agencies (the Department of Commerce; the Department of Natural Resources’ Division of Forestry, Fire and State Lands; and the Utah State Tax Commission) and one component unit (Bridgerland Technical College) use the 10 percent de minimis cost rate.

### NOTE 3. **FEDERAL LOAN PROGRAMS AND LOAN GUARANTEES**

Outstanding federal loan balances and loan guarantees:

	<u>CFDA #</u>	<u>Ending Amount at June 30, 2019</u>
Rural Housing Preservation Loans	10.433	\$ 1,934,378
Rural Development Loans	10.447	3,566,936
Rental Housing Rehabilitation Loans	14.230	214,787
HOME Investment Partnerships Program Loans	14.239	75,651,329
Housing Trust Fund Loans	14.275	2,350,000
State Energy Program Loans	81.041	1,379,443
Federal Family Education Loans Reinsurance	84.032	684,578,679
Perkins Loan Program	84.038	30,873,403
Nurse Faculty Loan Program (NFLP)	93.264	632,627
Health Professions Student Loans	93.342	3,466,293
Nursing Student Loans	93.364	<u>522,766</u>
		<u>\$ 805,170,641</u>

**NOTES TO THE SCHEDULE OF EXPENDITURES OF FEDERAL AWARDS**

Any administrative allowances expended under these programs during the year are included in the Schedule. Also included in the Schedule as required by Uniform Guidance, is the value of new loans and loan guarantees made during the year plus, as applicable, the beginning of the year loan balances and loan guarantees.

Some of the above loan programs require matching funds from the State. The HOME Loan Program requires a 25 percent match; the loans made with the match money are separate loans, accounted for separately, and are not included in the above numbers. Other loan programs above require a 0 to 25 percent match. The above numbers for these loan programs include the State match.

NOTE 4. **FEDERAL REINSURANCE ON DEFAULTED LOANS**

The Utah Higher Education Assistance Authority has entered into agreements with the U.S. Department of Education which provide for federal reinsurance against defaulted acquired student loans.

On December 18, 2015, the Consolidated Appropriations Act (2016, Pub. L. 114-113) was signed, which changed the federal reinsurance rates to 100% (formerly 98% and 95%) effective December 1, 2015.

Effective December 1, 2015, the federal reinsurance on defaulted loans is paid to the Program according to the following schedule:

<u>Annual Default Rate</u>	<u>Federal Reinsurance</u>
0% to less than 5%	100%
5% to less than 9%	100% of claims up to 5% and 90% of claims greater than 5% but less than 9%
9% or greater	100% of claims up to 5%, 90% of claims greater than 5% but less than 9%, and 80% of claims 9% or greater

As of June 30, 2019, the Utah Higher Education Assistance Authority had guaranteed student loans outstanding with a current principal and interest balance of approximately \$684,578,679. Annual default rates for purposes of application of federal reinsurance are calculated on a federal fiscal year-end basis by dividing default claims filed for the year by the original guarantee amount of loans in repayment at the end of the preceding year. The Utah Higher Education Assistance Authority’s annual default rate was less than 5% for the federal fiscal year ended September 30, 2018.

## NOTES TO THE SCHEDULE OF EXPENDITURES OF FEDERAL AWARDS

### NOTE 5. FEDERAL ENDOWMENT

The Utah Arts Council of the Utah Department of Heritage and Arts maintains an endowment from the U.S. National Endowment for the Arts. The endowment is a permanent fund used to provide support for the Utah Arts Endowment Fund and was created with \$600,000 of federal funds on September 26, 1991. Only the interest from the endowment is used to make grants to individual artists and ethnic art groups. The Utah Arts Endowment Fund also accepts donations that are used to make grants. During the year ended June 30, 2019, interest earnings and contributions were \$21,766 and no grants were issued. The Utah Arts Endowment Fund balance at June 30, 2019, which comprises the federal endowment and donations, was \$857,892.

Weber State University maintains an endowment from the U.S. Department of Education (CFDA #84.031). The endowment addresses the needs of students that have been placed in developmental mathematics and developmental English. It was created June 30, 2019, for 20 years with federal funds of \$80,000 and \$80,000 matching funds. Additional contributions of \$80,000 will be made by the U.S. Department of Education and Weber State University in 2020, 2021, 2022 and 2023. The endowment fund balance of both federal and match funds at June 30, 2019, was \$160,000.

### NOTE 6. NONMONETARY ASSISTANCE INVENTORY

As described previously in Note 1, nonmonetary assistance is reported in the Schedule based on the amount disbursed. As of June 30, 2019, the following inventories of nonmonetary assistance existed:

<u>Assistance</u>	<u>Inventory Balance June 30, 2019</u>
Food Commodities	\$1,630,057
Surplus Property	3,342

### NOTE 7. WOMEN, INFANT, AND CHILDREN PROGRAM FOOD REBATES

During the fiscal year ended June 30, 2019, the Utah Department of Health received \$8,462,581 of cash rebates from infant formula manufacturers on the sale of formula to participants in the Women, Infants and Children (WIC) Program (CFDA #10.557). Rebate contracts with infant formula manufacturers are authorized by federal regulation 7 CFR 246.16a as a cost containment measure.

Rebates are reported as a reduction of expenditures previously incurred for WIC food benefit costs.

The cash rebates received in the fiscal year ended June 30, 2019, correspond to an annual average food benefit for 13,378 persons.



## NOTES TO THE SCHEDULE OF EXPENDITURES OF FEDERAL AWARDS

### NOTE 8. RECONCILIATION OF EXPENDITURES TO FEDERAL REVENUES

Expenditures reported in the Schedule agree with the federal revenues reported in the State's basic financial statements with the following reconciling items:

Total Federal Expenditures from the Schedule	\$ 6,176,484,279
Reconciling items:	
A. Federal Capital Contribution for loan programs reported as federal revenue in the State's Proprietary Fund and Component Unit Financial Statements but not reported on the Schedule:	
HOME Investment Partnership Loans (14.239)	3,417,205
Housing Trust Fund (14.275)	2,238,336
Higher Education Institutional Aid (84.031)	80,000
B. The federal expenditures reported on the Schedule for the Board of Regents' Student Loan Purchase Program and the Student Loan Guarantee Program – Utah Higher Education Assistance Authority difference between the federal reinsurance and allowances/reimbursements reported in the Proprietary Fund Financial Statements.	22,213,782
C. Federal flow-through funds for colleges and universities which are not reported in the Component Unit Financial Statements as federal revenue.	(42,868,028)
D. State-funded unemployment insurance expenditures reported on the Schedule which are not reported as federal revenue in the Proprietary Fund Financial Statements.	(152,196,569)
E. Build America Bonds subsidy is not covered by single audit requirements.	16,746,038
F. Fund Financial Statements accrual of federal pass-through revenues to local school districts.	67,204,312
G. Fund Financial Statements accrual of Medicaid pharmacy rebates.	(9,569,604)
H. Program Income for HOME Investment Partnership Loans (14.239)	(5,221,566)
I. Reed Act money spent that was received in prior years.	(2,746,960)
J. Loans and loan guarantees made are reported on the Schedule.	(1,246,523,811)
K. Other miscellaneous reconciling items, net.	(2,582,872)
	<u>\$ 4,826,674,542</u>
FEDERAL REVENUE PER THE FUND FINANCIAL STATEMENTS:	
Governmental Funds – Federal Grants and Contracts	\$ 3,973,026,000
Proprietary Funds – Federal Reinsurance and Allowances / Reimbursements	17,417,000
Proprietary Funds – Federal Grants	16,158,000
Component Units – Operating Grants and Contributions	1,570,438,000
Component Units – Capital Grants and Contributions for Utah Transit Authority	63,879,000
Total	5,640,918,000
Less amounts included in the Component Unit revenues for:	
State, local, and other grants and contributions	(663,019,944)
Utah Transit Authority Single Audit filed separate	(93,409,713)
College and university federal flow-through funds from State agencies	(57,813,801)
Total federal revenue per the Fund Financial Statements	<u>\$ 4,826,674,542</u>

(This page intentionally left blank)

**SCHEDULE OF FINDINGS AND  
QUESTIONED COSTS**

## SCHEDULE OF FINDINGS AND QUESTIONED COSTS

### PART I. SUMMARY OF AUDITOR'S RESULTS

#### FINANCIAL STATEMENTS:

- |  |                          |                             |
|--|--------------------------|-----------------------------|
| 1. Type of auditor's report issued:                      | <b><i>Unmodified</i></b> |                             |
| 2. Internal control over financial reporting:            |                          |                             |
| • Material weaknesses identified?<br>(#2019-001)         | <u>  x  </u> yes         | <u>      </u> no            |
| • Significant deficiencies identified?<br>(#2019-002)    | <u>  x  </u> yes         | <u>      </u> none reported |
| 3. Noncompliance material to financial statements noted? | <u>      </u> yes        | <u>  x  </u> no             |

#### FEDERAL AWARDS

- |   |  |                             |
|---|--|-----------------------------|
| 4. Internal control over major programs   |  |                             |
| • Material weaknesses identified?   | <u>  x  </u> yes   | <u>      </u> no            |
| <i>The material weaknesses relate to the following programs:</i>  |  |                             |
| <i>CFDA 16.576 Crime Victim Compensation</i>  |  |                             |
| <i>(#2019-014 and #2019-015)</i>  |  |                             |
| <i>CFDA 16.575 Crime Victim Assistance</i>  |  |                             |
| <i>(#2019-017 through #2019-019)</i>  |  |                             |
| • Significant deficiencies identified?  | <u>  x  </u> yes   | <u>      </u> none reported |
| 5. Type of auditor's report issued on compliance for major programs:  | <b><i>Unmodified for all major programs except for the following programs which were <u>qualified</u>:</i></b> |                             |
|   | <i>CFDA 16.576 Crime Victim Compensation</i>   |                             |
|   | <i>(#2019-015)</i>   |                             |
|   | <i>CFDA 16.575 Crime Victim Assistance</i>   |                             |
|   | <i>(#2019-017 and #2019-018)</i>   |                             |
| 6. Any audit findings disclosed that are required to be reported in accordance with 2 CFR 200.516(a) of the Uniform Guidance. | <u>  x  </u> yes   | <u>      </u> no            |

## SCHEDULE OF FINDINGS AND QUESTIONED COSTS

### PART I. SUMMARY OF AUDITOR'S RESULTS

7. Identification of major programs:

<u>CFDA #</u>	<u>GRANT NAME</u>
12.400	Military Construction
15.231 *	Fish, Wildlife and Plant Conservation Resource Management
15.509 *	BOR/Colorado River Basin Salinity
16.575	Crime Victim Assistance
16.576 *	Crime Victim Compensation
17.225	Unemployment Insurance
64.015	Veterans State Nursing Home Care
84.032	Federal Family Education Loans
84.126	Vocational Rehabilitation (VOCR)
93.575, 93.596	CCDF Cluster (Child Care)
93.658	IV-E AFDC Foster Care
93.659 *	IV-E Adoption Assistance
93.775, 93.777, 93.778	Medicaid Cluster (MED)
93.788 *	Opioid STR
Various	Student Financial Assistance (SFA) Cluster

\* Type B Program

8. Dollar threshold used to distinguish between Type A and Type B programs: ***\$18,529,000***

9. Auditee qualified as low-risk auditee? \_\_\_\_\_ yes \_\_\_\_\_ x no

**SCHEDULE OF FINDINGS AND QUESTIONED COSTS**  
**PART II. FINDINGS RELATED TO THE FINANCIAL STATEMENTS**

2019-001. **SECURITIES LENDING TRANSACTIONS NOT REPORTED**  
(School and Institutional Trust Funds Office)

School and Institutional Trust Funds Office (SITFO) did not include an asset and liability of \$77.7 million for cash collateral held for securities lending transactions prior to recommendations during its annual audit. GASB 28 requires that cash collateral held for securities lending transactions be recorded as an asset and an offsetting liability. Securities lending transactions were new to SITFO for the year and management was unfamiliar with all the accounting standards relating to the transactions. Omission of these balances leads to understated assets and liabilities.

**Recommendation:**

**We recommend that SITFO include these transactions in the financial statements now that it is aware of the accounting requirements under GASB 28.**

*SITFO's Response:*

*Management agrees with this finding.*

2019-002. **LACK OF SEPARATION OF DUTIES WITHIN HRIS**  
(Utah Department of Human Resource Management)

Within the Department of Human Resource Management's (DHRM's) Human Resource Information System (HRIS), 64 employees have the ability to both enter and approve an employee or salary action transaction. System users who enter transactions should be prevented from approving those same transactions. Because DHRM has not implemented proper separation of duties controls in HRIS, the risk of improper employee or salary actions being entered into HRIS is increased.

**Recommendation:**

**We recommend DHRM properly separate the transaction entry and approval functions in HRIS.**

*DHRM's Response:*

*The Department of Human Resource Management (DHRM) agrees with the finding. DHRM's Human Resource Information System (HRIS) does allow system users to both enter and approve transactions. However, for Executive Branch employees, all transactions are reviewed by Employee Resource Information Center (ERIC) before the transaction*

**SCHEDULE OF FINDINGS AND QUESTIONED COSTS**  
**PART II. FINDINGS RELATED TO THE FINANCIAL STATEMENTS**

*workflow is closed, as written in transaction Standard Operating Procedures (SOPs) found at [cfe.utah.gov/hr-innovation/portfolio/](http://cfe.utah.gov/hr-innovation/portfolio/). Non-executive branch agencies utilizing the HRIS are not required to follow DHRM SOPs. Therefore, there may be internal control deficiencies within these agencies.*

**SCHEDULE OF FINDINGS AND QUESTIONED COSTS**  
**PART III. FINDINGS AND QUESTIONED COSTS FOR FEDERAL AWARDS**

U.S. DEPARTMENT OF EDUCATION

2019-003. **UNTIMELY ENROLLMENT REPORTING**  
(Dixie State University)

CFDA Numbers and Titles: **84.063 Federal Pell Grant Program**  
**84.268 Federal Direct Student Loans**  
**84.038 Federal Perkins Loan Program**

Federal Award Number: **Various**

Questioned Costs: \$0

Pass-through Entity: N/A

Prior Year Single Audit Report Finding Number: N/A

Dixie State University (University) did not ensure that enrollment status changes were reported to the National Student Loan Data System (NSLDS), via a third party servicer, in a timely manner for 4 of the 25 students sampled. The delays ranged from 21–28 days late. According to the NSLDS Enrollment Reporting Guide, the University must report attendance changes within 30 days of determination unless a roster will be submitted within 60 days.

The University’s current process does not fully capture the enrollment information for students who have withdrawn or graduated. Untimely reporting of enrollment status could cause inappropriate delays in converting student loans to repayment status, could affect the protection of a student’s interest subsidy, and may result in the distribution of incorrect student data.

**Recommendation:**

**We recommend the University correct its current process to fully capture student enrollment information and properly report this information to NSLDS in a timely manner.**

*University’s Response:*

*We agree.*



**SCHEDULE OF FINDINGS AND QUESTIONED COSTS**  
**PART III. FINDINGS AND QUESTIONED COSTS FOR FEDERAL AWARDS**

U.S. DEPARTMENT OF EDUCATION

2019-004. **UNTIMELY LOAN DISBURSEMENT NOTIFICATION**  
(Dixie State University)

CFDA Number and Title: **84.268 Federal Direct Student Loans**

Federal Award Number: **Various**

Questioned Costs: \$0

Pass-through Entity: N/A

Prior Year Single Audit Report Finding Number: N/A

The University's Financial Aid Office failed to send disbursement notices within the required timeframe for all Spring 2019 semester direct student loan disbursements. Federal regulations (34 CFR 668.165) require disbursement notices to be sent to the student no earlier than 30 days before and no later than 30 days after crediting the student's account at the institution. The Financial Aid Office was not notified when the Information Technology Department made updates to the systems involved in generating the notices. Consequently, the Financial Aid Office did not perform testing after the update to ensure the systems would properly generate the required notifications. Not sending the appropriate disbursement notifications resulted in the University being noncompliant with federal regulations for all Federal Direct Student Loans disbursed in Spring 2019.

**Recommendation:**

**We recommend the University perform testing to ensure the systems used to generate loan disbursement notices properly generate and send notices within the required timeframe.**

**University's Response:**

*We agree.*

**SCHEDULE OF FINDINGS AND QUESTIONED COSTS**  
**PART III. FINDINGS AND QUESTIONED COSTS FOR FEDERAL AWARDS**

U.S. DEPARTMENT OF EDUCATION

2019-005. **ERRORS IN PROCESSING RETURN OF TITLE IV FUNDS**  
(Salt Lake Community College)

CFDA Numbers and Titles: **84.007 Federal Supplemental Educational Opportunity Grants**  
**84.033 Federal Work-Study Program**  
**84.063 Federal Pell Grant Program**  
**84.268 Federal Direct Student Loans**

Federal Award Numbers: **Various**  
Questioned Costs: **\$309**  
Pass-through Entity: N/A  
Prior Year Single Audit Report Finding Number: N/A

Salt Lake Community College (College) has not established a consistent or formal method to verify the processing of return of Title IV funds. As a result, the College did not correctly process the return of Title IV funds for 2 of 25 student records examined, as follows:

- The College incorrectly excluded a student’s subsidized direct loan amounts from the calculation of return of Title IV funds. This error resulted in the College returning \$309 fewer Title IV funds than should have been returned. We have questioned these costs.
- The College did not return the amount earned by a student within the required 45-day timeframe.

2 CFR 200.303(a) requires an entity using federal money to have formal and effective internal controls over compliance requirements. In addition, 34 CFR 668.22(a) and (j) state that the institution is responsible to ensure the timely and accurate calculation and return of Title IV funds. Inadequate controls over processing return of Title IV funds could result in noncompliance with federal requirements.

**Recommendation:**

**We recommend the College establish a consistent or formal method to verify the timely and accurate processing of return of Title IV funds.**

*College’s Response:*

*SLCC agrees with the finding.*

**SCHEDULE OF FINDINGS AND QUESTIONED COSTS**  
**PART III. FINDINGS AND QUESTIONED COSTS FOR FEDERAL AWARDS**

U.S. DEPARTMENT OF EDUCATION

2019-006. **INACCURATE LINE ITEMS IN THE FISAP REPORT**  
(Southern Utah University)

CFDA Numbers and Titles: **84.007 Federal Supplemental Educational Opportunity Grants**  
**84.033 Federal Work-Study Program**  
**84.063 Federal Pell Grant Program**  
**84.268 Federal Direct Student Loans**

Federal Award Numbers: **Various**

Questioned Costs: \$0

Pass-through Entity: N/A

Prior Year Single Audit Report Finding Number: **2016-011**

The 2017-2018 Fiscal Operations Report and Application to Participate (FISAP report) submitted by Southern Utah University included information that either did not agree to supporting documentation or did not have supporting documentation:

Line	Reported Amount	Supporting Documentation
Part II, Section E, Line 22.a	\$64,956,052	No supporting documentation
Part II, Section E, Line 22.b	\$6,936,732	No supporting documentation
Part III, Section B, Line 8.b	\$9,370	\$5,908
Part III, Section B, Line 9.a	97 Borrowers	129 Borrowers
Part III, Section C, Line 2.b	362 Borrowers	361 Borrowers
Part III, Section C, Line 2.c	\$802,751	\$791,835
Part III, Section C, Line 2.2.b	7 Borrowers	6 Borrowers
Part III, Section C, Line 2.2.c	\$48,845	\$37,929
Part IV, Section D, Line 15	\$9,767	\$7,470
Part V, Section D, Line 14	\$213,260	\$213,340
Part V, Section D, Line 14(b)	\$16,915	\$16,995
Part V, Section D, Line 15	\$14,218	\$10,159
Part V, Section D, Line 17	\$227,478	\$223,449
Part V, Section D, Line 28	\$12,686	\$16,995
Part V, Section D, Line 28(a)	\$4,229	\$16,995
Part V, Section D, Line 29	\$16,915	\$16,995
Part VI, Section A, Line 3.d	\$20,788	\$21,067
Part VI, Section A, Line 6.a	0 Recipients	1 Recipient
Part VI, Section A, Line 6.b	\$0	\$4,000

According to the FISAP instructions, each institution's chief executive officer must certify that the data on the report is accurate. Although the report was certified, the University does not have adequate internal control to allow for proper verification of the report's accuracy. During the report preparation, the University relied on a Common Origination Disbursement (COD) system validation report rather than performing a thorough review. Errors on the FISAP report could potentially affect the amount of aid awarded the University in future years.

**SCHEDULE OF FINDINGS AND QUESTIONED COSTS**  
**PART III. FINDINGS AND QUESTIONED COSTS FOR FEDERAL AWARDS**

U.S. DEPARTMENT OF EDUCATION

**Recommendation:**

**We recommend the University establish internal controls to verify the accuracy of the FISAP report.**

*University's Response:*

*We concur that there were several errors on the FISAP report due to input errors, wrong calculations, and other incorrect reporting errors. We acknowledge we have a responsibility to establish internal controls to ensure the accuracy of the FISAP report.*

2019-007. **UNTIMELY AND INACCURATE ENROLLMENT REPORTING**  
(Southern Utah University)

CFDA Numbers and Titles: **84.007 Federal Supplemental Educational Opportunity Grants**  
**84.033 Federal Work-Study Program**  
**84.063 Federal Pell Grant Program**  
**84.268 Federal Direct Student Loans**  
**84.038 Federal Perkins Loan Program**

Federal Award Numbers: **Various**

Questioned Costs: \$0

Pass-through Entity: N/A

Prior Year Single Audit Report Finding Number: N/A

The University does not have sufficient controls to verify that student enrollment changes being submitted, via 3<sup>rd</sup> party, to the National Student Loan Data System (NSLDS) are accurate, timely, or complete. Due to the insufficient controls, the enrollment status for 12 out of 25 students tested was improperly reported to NSLDS, as follows:

- The University reported the enrollment status of six students between 2 and 213 days after the required time frame of 60 days.
- The enrollment status for eight students was reported inaccurately.

According to 34 CFR 682.610 step c and 34 CFR 685.300, institutions are required to ensure accurate, timely (within 60 days), and complete enrollment reporting to NSLDS, even when utilizing a 3<sup>rd</sup> party servicer. The University was unaware of the requirements and was relying upon the 3<sup>rd</sup> party servicer to ensure the accuracy and timeliness of the submissions. Noncompliance with enrollment reporting requirements could result in the University's loss of future grant funding.

**SCHEDULE OF FINDINGS AND QUESTIONED COSTS**  
**PART III. FINDINGS AND QUESTIONED COSTS FOR FEDERAL AWARDS**

U.S. DEPARTMENT OF EDUCATION

**Recommendation:**

**We recommend the University establish internal controls to ensure student enrollment changes are reported in an accurate and timely manner to NSLDS.**

*University's Response:*

*We concur with this finding, as it exposed multiple holes in the enrollment reporting process through our third-party provider, which we have already begun addressing.*

2019-008. **FAILURE TO DESIGN AND IMPLEMENT INTERNAL CONTROLS OVER ENROLLMENT REPORTING**  
(University of Utah)

CFDA Numbers and Titles: **84.038 Federal Perkins Loan Program**  
**84.063 Federal Pell Grant Program**  
**84.268 Federal Direct Student Loans**

Federal Award Numbers: **Various**  
Questioned Costs: N/A  
Pass-through Entity: N/A  
Prior Year Single Audit Report Finding Number: N/A

The University of Utah (University) did not design and implement internal controls to prevent or to detect and correct inaccurate and untimely student enrollment status reporting. As a result, we identified 3 instances of noncompliance from a sample of 25 students (a 12 percent error rate) as follows:

- a. One student was reported as withdrawn although the University determined the student's status to be graduated.
- b. One student was reported as attending full-time although the University retroactively determined the status to be half-time.
- c. One student was reported as attending half-time although the University retroactively determined the status to be withdrawn.

The University did not report the change of status of these three students within 60 days. According to 34 CFR 685.309, 34 CFR 682.610, 34 CFR 674.33, and the NSLDS Enrollment Reporting Guide, the University must report relevant enrollment changes within 30 days of determination unless a roster will be submitted within 60 days. Additionally, 2 CFR 200.303 requires non-federal entities to establish and maintain effective internal control that provides reasonable assurance that the non-federal entity is managing the

**SCHEDULE OF FINDINGS AND QUESTIONED COSTS**  
**PART III. FINDINGS AND QUESTIONED COSTS FOR FEDERAL AWARDS**

U.S. DEPARTMENT OF EDUCATION

program in compliance with terms and conditions of the federal award. The University’s internal processes for enrollment reporting did not include reviewing graduation status error reports or the reports showing enrollment status changes. Inaccurate and untimely reporting to the NSLDS could cause inappropriate delays in converting student loans to repayment status and could also jeopardize a student’s interest subsidy.

**Recommendation:**

**We recommend the University design and implement internal controls over changes in student enrollment status.**

*University’s Response:*

*The University agrees with the finding.*

2019-009. **UNTIMELY REVIEW AND APPROVAL OF CASH DRAWS**  
(Utah State University)

CFDA Numbers and Titles: **84.007 Federal Supplemental Educational Opportunity Grants**  
**84.033 Federal Work-Study Program**  
**84.063 Federal Pell Grant Program**  
**84.268 Federal Direct Student Loans**

Federal Award Numbers: **Various**

Questioned Costs: N/A

Pass-through Entity: N/A

Prior Year Single Audit Report Finding Number: N/A

Utah State University (University) did not perform post-draw reviews and approvals of any financial aid cash draws which occurred during our review period of July 2018 to March 2019. According to 2 CFR 200.303(a), the University should establish and maintain effective internal controls over federal awards that provide reasonable assurance that the University is in compliance with federal statutes. The University has established a policy that post-draw reviews be performed timely; however, employee turnover and lack of understanding the importance of this control resulted in the control failures. If cash draws are not reviewed in a timely manner, improper draws, questioned costs, or interest liabilities to the University could occur.

---

---

**SCHEDULE OF FINDINGS AND QUESTIONED COSTS**  
**PART III. FINDINGS AND QUESTIONED COSTS FOR FEDERAL AWARDS**

U.S. DEPARTMENT OF EDUCATION

**Recommendation:**

**We recommend the University review and approve draws timely in accordance with its policies.**

*University's Response:*

*We agree with the finding.*

**SCHEDULE OF FINDINGS AND QUESTIONED COSTS**  
**PART III. FINDINGS AND QUESTIONED COSTS FOR FEDERAL AWARDS****U.S. DEPARTMENT OF HEALTH AND HUMAN SERVICES****2019-010. UNTIMELY AND INCOMPLETE VALIDATION OF PROVIDER ELIGIBILITY**  
(Utah Department of Health)CFDA Number and Title: **93.778 Medical Assistance Program (Medicaid Title XIX)**Federal Award Numbers: **Various**

Questioned Costs: \$0

Pass-through Entity: N/A

Prior Year Single Audit Report Finding Number: N/A

We sampled 40 providers to determine if the Department of Health (DOH) had properly determined eligibility for the Medicaid program. We noted the following errors related to two of the providers tested:

- a. DOH did not revalidate one provider until three years after the required date. Federal regulations (42 CFR 455.414) require state Medicaid agencies to revalidate the enrollment of all providers at least every 5 years or terminate the enrollment. 42 CFR 455.416(d) allows state agency management to override a termination if it is not in the best interest of the Medicaid program, but provides no timeline for revalidating the provider after an extended enrollment. DOH enacted policies in 2018 to better document management overrides and only allow extensions up to 90 days. However, this particular override occurred before the new policies were put into place, and DOH did not adequately follow up on the override. This provider was properly revalidated in May 2019. Lack of timely follow-up on providers who have received an extension in revalidating could lead to the Medicaid Program paying providers who do not meet all of the requirements stipulated for receiving Medicaid funds. We did not question costs associated with this provider because the override in this situation was allowed by federal regulations.
- b. For one provider, DOH did not have a signed provider agreement on file as required by 42 CFR 431.107. This error was due to the caseworker's oversight. Without a signed provider agreement on file, DOH cannot ensure that providers meet all eligibility requirements and have made the necessary disclosures, including certification that they have not been suspended or debarred. DOH subsequently received a signed provider agreement from this provider. Also, this provider was enrolled and eligible for the Medicare program, and per 42 CFR.410(c)(1), Medicaid can rely on the Medicare provider screening process. Thus, we did not question costs associated with this provider.

**Recommendation:****We recommend that DOH:**



**SCHEDULE OF FINDINGS AND QUESTIONED COSTS**  
**PART III. FINDINGS AND QUESTIONED COSTS FOR FEDERAL AWARDS**

U.S. DEPARTMENT OF HEALTH AND HUMAN SERVICES

- a. **Follow its standard operating procedures for revalidating which were established in 2018, including for those providers whose revalidation was overridden before those procedures were put into place.**
- b. **Ensure that a signed agreement is on file for each provider.**

*DOH's Response:*

*The Utah Department of Health agrees with this finding.*

2019-011. **ERRORS ON PART 4 OF THE CB-496 FINANCIAL REPORT**  
(Utah Department of Human Services)

CFDA Number and Title: **93.659 Adoption Assistance**  
Federal Award Numbers: **1801UTADPT, 1901UTADPT**  
Questioned Costs: **\$0**  
Pass-through Entity: N/A  
Prior Year Single Audit Report Finding Number: N/A

During our review of Part 4 of the CB-496 financial report submitted by the Department of Human Services (DHS) for the federal fiscal year ended September 30, 2018, we noted the following errors:

- a. DHS submitted Part 4 one week after the required due date of October 30<sup>th</sup> because the program staff did not realize the report was due until after the due date. Untimely submission of reports results in noncompliance with the program requirements.
- b. DHS incorrectly reported Expenditures of Adoption Savings as follows:
  - Line 10, amount spent on post adoption services, was overreported as \$508,654 instead of \$507,651.
  - Line 11, amount spent on children at risk of foster care, was underreported as \$309,516 instead of \$349,222.

The net effect of these errors was an underreporting of expenditures by \$38,703. These errors occurred because the staff were unaware of hidden restrictors in their query of the state's data warehouse while preparing the line items. Not accurately reporting information results in inaccurate and/or incomplete program information being provided to users of the reports.

**SCHEDULE OF FINDINGS AND QUESTIONED COSTS**  
**PART III. FINDINGS AND QUESTIONED COSTS FOR FEDERAL AWARDS**

U.S. DEPARTMENT OF HEALTH AND HUMAN SERVICES

**Recommendation:**

We recommend that DHS establish appropriate internal controls over reporting to ensure that staff responsible for preparing the reports understand the reporting requirements and that supervisors reviewing the reports to ensure they are accurate and submitted timely.

*DHS's Response:*

*We agree the federal Part 4 report should be submitted timely and properly reported.*

2019-012. **CCDF BENEFIT OVERPAYMENTS DUE TO ELIGIBILITY SYSTEM UPDATES**  
(Utah Department of Workforce Services)

CFDA Numbers and Titles: 1) **93.575 Child Care and Development Block Grant**  
2) **93.596 Child Care Mandatory and Matching Funds of the Child Care and Development Fund**

Federal Award Numbers: 1) **G-1901UTCCDD**  
2) **G1701UTCCDF, G1801UTCCDF, G1901UTCCDF, G1901UTCCDM**

Questioned Costs: **\$1,518**

Pass-through Entity: N/A

Prior Year Single Audit Report Finding Number: N/A

The Department of Workforce Services' (DWS) eligibility system, eRep, incorrectly calculated Child Care benefit payments for 2 of 60 sample cases—a 3.3 percent error rate. The sampled case expenditures totaled \$44,789 and were taken from a total population of \$68,345,793. We have questioned the overpayments of \$60 related to the sample cases and the additional costs of \$1,458 paid on behalf of these two clients during fiscal year 2019, totaling \$1,518.

Federal regulations (45 CFR 98.45) require DWS to establish and periodically revise a sliding fee scale based on income, family size, and other factors to create a range of child care options. Department policy considers income, family size, and participant work hours as factors in determining benefits. DWS implemented code changes in eRep that inadvertently caused the system to use the wrong sliding fee scale to calculate benefits for work training program participants. DWS did not test updates to eRep in its general change management to ensure the system properly integrated the changes. Incorrect calculations of benefit payments can result in benefit overpayments and noncompliance with grant requirements.

**SCHEDULE OF FINDINGS AND QUESTIONED COSTS**  
**PART III. FINDINGS AND QUESTIONED COSTS FOR FEDERAL AWARDS**

U.S. DEPARTMENT OF HEALTH AND HUMAN SERVICES

**Recommendation:**

**We recommend DWS test updates to eRep prior to deployment.**

*DWS's Response:*

*We agree with the finding and recommendation.*

2019-013. **CHILD CARE PROVIDER OVERPAYMENTS DUE TO INSUFFICIENT REVIEWS**

(Utah Department of Workforce Services)

CFDA Numbers and Titles: 1) **93.575 Child Care and Development Block Grant**  
2) **93.596 Child Care Mandatory and Matching Funds of the Child Care and Development Fund**

Federal Award Numbers: 1) **G-1901UTCCDD**  
2) **G1701UTCCDF, G1801UTCCDF, G1901UTCCDF, G1901UTCCDM**

Questioned Costs: **\$392,682**

Pass-through Entity: N/A

Prior Year Single Audit Report Finding Number: N/A

As part of the department's annual risk assessment, the Director of DWS's Office of Child Care identified provider subsidy overpayment and provider agreement noncompliance as risks of noncompliance and communicated these risks to the Internal Audit Director. DWS had recently transitioned provider payments from participant benefit cards to direct provider payments.

DWS Internal Audit conducted audits of child care providers who received federal benefit subsidy payments between September 2016 and June 2019. Internal Audit identified providers with insufficient participant attendance records to support the subsidy payments, resulting in questioned costs totaling \$392,682. Utah Administrative Code (R986-700-706) and DWS's *Payment to Provider Terms and Conditions* agreements require providers to "keep accurate records of subsidized child care payments, and time and attendance" to which DWS "has the right to investigate...and audit."

Internal Audit determined it was upon DWS's transition to the direct provider payment process that the authorized providers began failing to maintain accurate time and attendance records or accurately certify attendance records on a monthly basis. Additionally, the Office of Child Care did not adequately obtain, process, and evaluate the voluminous and varied provider records. Inadequate monitoring of provider agreements, including original

**SCHEDULE OF FINDINGS AND QUESTIONED COSTS**  
**PART III. FINDINGS AND QUESTIONED COSTS FOR FEDERAL AWARDS**

U.S. DEPARTMENT OF HEALTH AND HUMAN SERVICES

attendance records and certifications, could cause DWS to incur undetected unallowable costs. Subsequent to the issuance of its reports, Internal Audit determined that DWS had initiated overpayment recovery through its overpayment division.

**Recommendation:**

**We recommend DWS implement appropriate reviews of provider agreements, including original attendance records, to substantiate federal subsidy payments.**

*DWS's Response:*

*We agree with the finding and recommendation.*

**SCHEDULE OF FINDINGS AND QUESTIONED COSTS**  
**PART III. FINDINGS AND QUESTIONED COSTS FOR FEDERAL AWARDS**

U.S. DEPARTMENT OF JUSTICE

2019-014. **INCONSISTENT COMPENSATION THRESHOLD AND INAPPROPRIATE ALLOCATION**

(Commission on Criminal and Juvenile Justice, Utah Office for Victims of Crime)

CFDA Number and Title: **16.576 Crime Victim Compensation**  
Federal Award Numbers: **2015-VC-GX-0032, 2016-VC-GX-0057,  
2017-VC-GX-0019, 2018-V1-GX-0026**

Questioned Costs: \$0

Pass-through Entity: N/A

Prior Year Single Audit Report Finding Number: **2018-029**

We sampled 40 Crime Victim Compensation (CVC) expenditures and selected 12 additional significant items at the Utah Office for Victims of Crime (UOVC), a division of the Commission on Criminal and Juvenile Justice (CCJJ), and noted the following noncompliance and internal control issues:

- a. UOVC does not have policies and procedures to ensure it classifies claims and determines appropriate reparation in a consistent manner and maintains supporting documentation for the decisions. Instead, UOVC classifies claims on a case-by-case basis. We noted 2 of the 40 claims tested for which the reparations officer granted an increased award amount without supporting documentation. The two increased awards concerned the difference between aggravated versus non-aggravated assault. Lack of policies and procedures results in inconsistent claim classification which could, in turn, result in exceeding the aggregate amount allowed per crime as stated in *Utah Code* 63M-7-511.5. Because the reparation paid on these two claims did not exceed the amount related to the proper classification, we have not questioned any costs associated with these claims.
- b. UOVC improperly documented and recorded \$1,140 paid to a secondary victim for lost wages. The lost wages were shown in the Claims Management System (CMS) under the primary victim's benefits rather than the secondary victim's benefits. Payments for secondary victims reduce the victim's maximum award (*Utah Code* 63M-7-511.5) and could result in the primary victim not receiving compensation for all eligible reimbursements. Because the reparations paid on this claim did not exceed the aggregate amount allowed, we have not questioned any costs associated with the claim.

**Recommendations:**

**We recommend UOVC:**

**SCHEDULE OF FINDINGS AND QUESTIONED COSTS**  
**PART III. FINDINGS AND QUESTIONED COSTS FOR FEDERAL AWARDS**

U.S. DEPARTMENT OF JUSTICE

- a. **Implement policies and procedures to ensure appropriate reparations are applied in a consistent manner and award decisions are adequately documented.**
- b. **Ensure any changes to approved benefits, made after the original eligibility determination, are adequately supported and documented.**

*UOVC's Response:*

*UOVC agrees.*

2019-015. **EXPENDITURES NOT MONITORED FOR PERIOD OF PERFORMANCE PURPOSES**

(Commission on Criminal and Juvenile Justice, Utah Office for Victims of Crime)

CFDA Number and Title: **16.576 Crime Victim Compensation**  
Federal Award Numbers: **2015-VC-GX-0032, 2016-VC-GX-0057,  
2017-VC-GX-0019, 2018-V1-GX-0026**

Questioned Costs: N/A

Pass-through Entity: N/A

Prior Year Single Audit Report Finding Number: **2018-032**

UOVC does not monitor or verify that expenditures charged to the CVC program occurred during each award's period of performance. Funding for this program is derived from both state and federal resources, is recorded in one fund code in FINET, and includes multiple federal awards, each of which have a four-year period of performance requirement. UOVC does not charge the majority of CVC expenditures to a specific award and does not perform any allocation after the fact. The 2017 Department of Justice Grants Financial Guide specifically states that for this program there is no financial requirement to identify the source (federal or state) of individual payments to crime victims. However, without an allocation or some other way to identify the expenditures to a specific federal award, we could not perform appropriate audit procedures to determine compliance with period of performance requirements. By not adequately tracking spending for period of performance purposes, UOVC could be spending funds outside the allowable period.

**Recommendation:**

**We recommend UOVC charge expenditures to specific awards or otherwise identify the source (federal or state) of payments to crime victims or obtain a waiver from the U.S. Department of Justice stating this requirement does not apply to this program.**

**SCHEDULE OF FINDINGS AND QUESTIONED COSTS**  
**PART III. FINDINGS AND QUESTIONED COSTS FOR FEDERAL AWARDS**

U.S. DEPARTMENT OF JUSTICE

*UOVC's Response:*

*UOVC agrees.*

2019-016. **INACCURATE SPECIAL AND PERFORMANCE REPORTS**  
(Commission on Criminal and Juvenile Justice, Utah Office for Victims of Crime)

CFDA Number and Title: **16.576 Crime Victim Compensation**  
Federal Award Numbers: **2015-VC-GX-0032, 2016-VC-GX-0057,  
2017-VC-GX-0019, 2018-V1-GX-0026**

Questioned Costs: N/A

Pass-through Entity: N/A

Prior Year Single Audit Report Finding Number: **2018-031**

UOVC has not established adequate internal controls over the State Certification Form and the annual performance report. Federal regulations (200 CFR 200.303(a)) state, "The non-Federal entity must establish and maintain effective internal control over the Federal award that provides reasonable assurance that the non-Federal entity is managing the Federal award in compliance with Federal statutes, regulations, and the terms and conditions of the Federal award." We selected one performance report and one state certification report submitted during state fiscal year 2019 and noted the following internal control issues and inaccuracies:

**Inaccuracies in the CVC State Certification Form:**

The State Certification Form is a federal financial report prepared from information in FINET (the State's accounting system) and from supporting documentation. The following errors in the report indicate that UOVC's review of this report is not effective in preventing, or detecting and correcting, errors in the report.

- Subrogation Recoveries, Part I Line B2 & Part II Line A7, was overstated by \$2,653
- Restitution Recoveries, Part I Line B3 & Part II Line A8, was overstated by \$2,654
- Fines and Penalties, Part II Line A4, was overstated by \$2,650
- Earned Interest, Part II Line A11, was overstated by \$1,560
- Reserves Carried Over, Part II Line A12, was overstated by \$50,474
- VOCA Grant Funds, Part II Line C, was overstated by \$9,811

The amounts reported in this report should agree to FINET since FINET contains the accounting records that support the audited financial statements and the Schedule of Expenditures of Federal Awards. These errors were caused by inaccurate calculations by

**SCHEDULE OF FINDINGS AND QUESTIONED COSTS**  
**PART III. FINDINGS AND QUESTIONED COSTS FOR FEDERAL AWARDS**

U.S. DEPARTMENT OF JUSTICE

UOVC personnel that prepared the report. Inaccuracies in the State Certification Form can impact future program awards.

**Inaccuracies in the Performance Report**

The “Victims of Crime Act Compensation Grant Program State Performance Report” (Performance Report) is an annual report derived from information in UOVC’s Claims Management System. UOVC does not have sufficient controls to ensure the report is submitted with accurate data. We reviewed random line items in the report and noted the following errors:

- The amounts paid for each “crime type” were incorrectly reported on the Performance Report. Because FINET is not configured to track compensation payments by individual crime type, UOVC uses the amounts from the Claims Management System on the Performance Report. When the total amount paid for *all* crimes on the Performance Report did not match the amount reported in FINET, UOVC arbitrarily reduced the amount reported for the “Other” category (since it is the largest of the categories) by \$6,156 so the total matched the amount reported in FINET.
- The required performance measurements that went into effect October 2015, e.g., dollar amount of expenses paid by category and type of crime, are not tracked. UOVC has a 2015 correspondence from the Department of Justice stating that these items can be reported as “not tracked.” The correspondence also stated that UOVC should comply as quickly as possible to start tracking the required measurements but did not give an implementation deadline. As of June 2019, these required performance measures are still being reported as “not tracked.” In addition to the “not tracked” performance measures, many of the reporting errors noted below resulted from the Claims Management System not being properly programmed to produce the required information for the Performance Report.
- UOVC’s Claims Management System contains different age ranges for 4 of 6 age categories required on the Performance Report. As such, we were unable to calculate the correct number of applicants within the age ranges requested on the Performance Report. The Claims Management System is not properly programmed to generate reports for the proper age categories.
- The “Number of applications denied/closed” during the reporting period was understated by 7 applications due to inaccurate input in the report. UOVC understated the number of applications denied/closed for “incomplete information”



**SCHEDULE OF FINDINGS AND QUESTIONED COSTS**  
**PART III. FINDINGS AND QUESTIONED COSTS FOR FEDERAL AWARDS**

U.S. DEPARTMENT OF JUSTICE

by 4 and understated the number of applications denied/closed for “other” reasons by 3.

UOVC should take greater care when entering data into the Claims Management System and preparing the Performance Report. Without tracking or properly generating the required performance measures, UOVC cannot provide the Department of Justice with the critical information needed to know how this program is being administered to help victims of various crimes.

**Recommendations:**

We recommend UOVC:

- **Implement internal controls to ensure the required reports are prepared in an accurate manner. Such a control would typically include training for UOVC staff and a review by an individual other than the preparer.**
- **Implement internal controls to ensure the Claims Management System is programmed to accurately capture all data elements required for the Victims of Crime Act Compensation Grant Program State Performance Report.**

*UOVC’s Response:*

*UOVC agrees.*

2019-017. **ERRORS IN AND INADEQUATE INTERNAL CONTROLS OVER REPORTING AND EARMARKING**

(Commission on Criminal and Juvenile Justice, Utah Office for Victims of Crime)

CFDA Number and Title: **16.575 Crime Victim Assistance**  
Federal Award Numbers: **2015-VA-GX-0063, 2016-VA-GX-0052,  
2017-VA-GX-0057, 2018-V2-GX-0051**

Questioned Costs: N/A  
Pass-through Entity: N/A  
Prior Year Single Audit Report Finding Number: **2018-025**

UOVC has not established internal controls over the Crime Victim Assistance (CVA) program’s financial and performance reports and administrative expenditure earmarking requirements. Federal regulations (200 CFR 200.303(a)) state, “The non-Federal entity must establish and maintain effective internal control over the Federal award that provides reasonable assurance that the non-Federal entity is managing the Federal award in

**SCHEDULE OF FINDINGS AND QUESTIONED COSTS**  
**PART III. FINDINGS AND QUESTIONED COSTS FOR FEDERAL AWARDS**

U.S. DEPARTMENT OF JUSTICE

compliance with Federal statutes, regulations, and the terms and conditions of the Federal award.” We selected three financial reports and one performance report submitted during state fiscal year 2019 and noted the following deficiencies in the submitted reports.

**Errors in Federal Financial Reports (SF-425)**

The financial reports were prepared using information generated by UOVC’s internally developed Grant Management System (GMS) which did not agree to information recorded in FINET. While UOVC indicated that the GMS is reconciled to FINET on a monthly basis, we identified the following inaccuracies as we traced the reported amounts to FINET:

- The Federal Share of Expenditures (line 10.e) reported on the 2015 Award’s September 30, 2018 quarterly report was understated by \$3,558.
- The Federal Share of Expenditures (line 10.e) reported on the 2016 Award’s December 31, 2018 quarterly report was understated by \$949,514, mainly due to the report excluding expenditures for December 2018.

The amounts on the federal financial reports should agree to FINET since FINET contains the accounting records that support the audited financial statements and the Schedule of Expenditures of Federal Awards. These errors occurred because of calculation errors and because UOVC does not use expenditures recorded in FINET to prepare the reports. This practice could permit improper amounts to be reported on the SF-425 without detection, which could potentially affect future program funding.

**Subrecipient-Reported Information Not Adequately Verified**

UOVC does not perform procedures to verify the earmarking information reported on the U.S. Department of Justice, Office for Victims of Crimes Annual Performance Measurement Tool (PMT) Report. This information is used to ensure the requirements are met related to the 30 percent minimum earmarking for priority categories of crime victims and the 10 percent minimum earmarking for previously underserved victims of violent crimes. As part of its monitoring procedures, UOVC selects one of a subrecipient’s reimbursement requests, obtains supporting documentation for the reported amounts, including earmarking amounts, and performs a desk audit to determine the validity of the numbers reported. These desk audits focus on a single reimbursement request by a subrecipient and do not determine the validity of *all* amounts reported.

Because UOVC does not obtain and review supporting documentation for all necessary data elements, we were unable to determine whether UOVC actually met the 30 percent priority category and 10 percent previously underserved earmarking requirements. All information submitted on the Annual PMT Report should be verified either by obtaining and reconciling supporting documentation to the reported amounts or by performing other procedures to

**SCHEDULE OF FINDINGS AND QUESTIONED COSTS**  
**PART III. FINDINGS AND QUESTIONED COSTS FOR FEDERAL AWARDS**

U.S. DEPARTMENT OF JUSTICE

validate the accuracy of the reported amounts and other performance measures submitted by the subrecipients. Inaccurate information on the Annual PMT Report, whether provided to UOVC by the subrecipients or reported by UOVC, could permit program purposes and performance measures to be overlooked or ignored without detection and could potentially affect future program funding.

**Recommendations:**

We recommend UOVC:

- **Establish internal controls over the preparation of financial and performance reports, which could include a review by an individual other than the preparer.**
- **Prepare the financial and performance reports using expenditures recorded in FINET to ensure the accuracy in accordance with applicable reporting instructions.**
- **Establish procedures to verify all amounts reported by UOVC on the Annual PMT Report, particularly those amounts related to earmarking requirements.**

*UOVC's Response:*

*UOVC agrees.*

2019-018. **ON-SITE VISITS NOT PERFORMED BI-ANNUALLY**  
(Commission on Criminal and Juvenile Justice, Utah Office for Victims of Crime)

CFDA Number and Title: **16.575 Crime Victim Assistance**  
Federal Award Numbers: **2015-VA-GX-0063, 2016-VA-GX-0052, 2017-VA-GX-0057**  
Questioned Costs: N/A  
Pass-through Entity: N/A  
Prior Year Single Audit Report Finding Number: **2018-026**

UOVC has not performed bi-annual on-site visits to its subrecipients. Because UOVC is required to perform on-site visits once every two years, we reviewed UOVC's monitoring efforts for the 2015-2017 federal fiscal awards. For all 20 subrecipients in our sample (a 100% error rate), UOVC did not perform and document an on-site visit during the last two years. Federal regulations (28 CFR 94.106(b)) require state administering agencies to conduct on-site monitoring of all subrecipients at least once every two years. However, UOVC's Monitoring Policies and Procedures state that on-site visits should be conducted "as staffing allows" and do not specify a time period. UOVC should ensure its written Monitoring Policies and Procedures are in line with the federal regulations. Also, UOVC

**SCHEDULE OF FINDINGS AND QUESTIONED COSTS**  
**PART III. FINDINGS AND QUESTIONED COSTS FOR FEDERAL AWARDS**

U.S. DEPARTMENT OF JUSTICE

should maintain a copy of site visit results to document its compliance. Inadequate monitoring of subrecipients could result in noncompliance with grant requirements.

**Recommendation:**

**We recommend UOVC revise its procedures to ensure it properly performs and documents its on-site visits to subrecipients in accordance with 28 CFR 106(b).**

*UOVC's Response:*

*UOVC agrees.*

2019-019. **INCONSISTENCY AND CALCULATION ERRORS IN FEDERAL CASH DRAWS**  
(Commission on Criminal and Juvenile Justice, Utah Office for Victims of Crime)

CFDA Number and Title: **16.575 Crime Victim Assistance**  
Federal Award Numbers: **2015-VA-GX-0063, 2016-VA-GX-0052, 2017-VA-GX-0057**  
Questioned Costs: \$0  
Pass-through Entity: N/A  
Prior Year Single Audit Report Finding Number: **2018-027**

UOVC lacks procedures to ensure that cash draws are made in a consistent manner. As a result, 4 (50%) of the 8 cash draw requests tested included errors that had a net effect of \$34,282 being underdrawn for the CVA program. UOVC should develop effective internal controls over cash management by establishing and following procedures to ensure cash draws capture all expenditures recorded in FINET up to the draw date and are properly calculated. Drawing funds on an inconsistent basis can result in noncompliance with federal cash management requirements and possible lost interest for the State.

**Recommendation:**

**We recommend UOVC establish procedures to ensure cash draws are made in a consistent manner, including:**

- **Capturing all expenditures recorded in FINET up to the draw date.**
- **Properly calculating draw requests.**

*UOVC's Response:*

*UOVC agrees.*

**SCHEDULE OF FINDINGS AND QUESTIONED COSTS**  
**PART III. FINDINGS AND QUESTIONED COSTS FOR FEDERAL AWARDS**

U.S. DEPARTMENT OF JUSTICE

2019-020. **CHECKS ISSUED TO INCORRECT VENDORS**

(Commission on Criminal and Juvenile Justice, Utah Office for Victims of Crime)

CFDA Number and Title: **16.575 Crime Victim Assistance**

Federal Award Numbers: **2016-VA-GX-0052**

Questioned Costs: \$0

Pass-through Entity: N/A

Prior Year Single Audit Report Finding Number: N/A

UOVC disbursed four CVA program checks totaling \$42,286 to incorrect vendors. These checks were subsequently cancelled and the payments sent to the correct vendor; therefore, we have not questioned any costs. Before cash disbursements are approved and distributed, a financial manager should review the transactions to ensure they are the proper amounts, allowable, and match supporting documentation. These errors occurred during UOVC's transition to a grants management sub system that interfaces with FINET; an office specialist entered incorrect vendor numbers and financial managers failed to perform adequate reviews. Inadequate internal controls over cash disbursements could result in questioned costs and noncompliance with grant requirements.

**Recommendations:**

**We recommend UOVC:**

- **Ensure vendor information in the UOVC grants management system is correct.**
- **Strengthen its review process over disbursements.**

*UOVC's Response:*

*UOVC agrees.*

**SCHEDULE OF FINDINGS AND QUESTIONED COSTS**  
**PART III. FINDINGS AND QUESTIONED COSTS FOR FEDERAL AWARDS**

U.S. DEPARTMENT OF LABOR

2019-021. **WORK HOURS AND EARNINGS DISREGARDED IN UNEMPLOYMENT INSURANCE BENEFIT OVERPAYMENT DETERMINATION**  
(Utah Department of Workforce Services)

CFDA Number and Title: **17.225 Unemployment Insurance**

Federal Award Number: **UI-32629-19-55-A-49**

Questioned Costs: N/A

Pass-through Entity: N/A

Prior Year Single Audit Report Finding Number: N/A

For 1 of 60 potential overpayments tested, DWS did not properly consider claimant work hours and earnings when determining whether Unemployment Insurance benefits were overpaid. Federal regulations defer overpayment identification to state policies and procedures, which dictate that DWS personnel consider all claimant work hours and earnings as part of the benefit overpayment determination. DWS personnel did not follow procedures or perform mitigating quality reviews to sufficiently prevent or detect and correct the errors. Failure to properly determine benefit overpayments results in misuse of program funds and overpayment penalties not being assessed.

**Recommendation:**

**We recommend DWS:**

- **ensure personnel follow established policies and procedures, and**
- **strengthen mitigating quality reviews of benefit overpayment determination.**

**DWS's Response:**

*We agree with the finding and recommendation.*

**SCHEDULE OF FINDINGS AND QUESTIONED COSTS**  
**PART III. FINDINGS AND QUESTIONED COSTS FOR FEDERAL AWARDS**

## U.S. DEPARTMENT OF VETERANS AFFAIRS

2019-022. **INACCURATE STATE HOME REPORT AND STATEMENT OF FEDERAL AID CLAIMED**

(Utah Department of Veterans and Military Affairs)

CFDA Number and Title: **64.015 Veterans State Nursing Home Care**Federal Award Numbers: **UT660DV, UT6602, UT6603, UT6604**

Questioned Costs: \$0

Pass-through Entity: N/A

Prior Year Single Audit Report Finding Number: N/A

We tested eight *State Home Report and Statement of Federal Aid Claimed* reports (VA Form 10-5588) prepared by the nursing homes overseen by the Utah Department of Veterans and Military Affairs (UDVMA). Four of the eight reports tested had inaccurate amounts on several line items as follows:

- Line 22C, *Direct and Indirect Cost*, and 22D, *Daily Cost of Care for the Month*: Incorrect indirect costs were used on all four reports, and incorrect direct costs were used on two of the reports. Per the form instructions, Line 22D is calculated using the amounts in line 22C; thus, the four reports with errors on line 22C also contained errors on Line 22D. The errors ranged from an understatement of \$16,135 to an overstatement of \$3,791.
- Line 22B, *Average Daily Census*: An error was noted in the Average Daily Census value for one submitted report. The value was adjusted on several lines of the report and the report was resubmitted; however, this value was not correctly adjusted on Line 22B. As a result, the value reported on Line 22B was incorrect by one person.
- Line 17B, *Total Non-Eligible Veterans and Civilian Residents Remaining at the End of the Month*: The value on Line 17B of two reports tested did not match the resident rosters and was incorrectly reported by one resident on one report and two residents on the other report.
- Line 20B, *Total Days of Care Furnished to Non-eligible Veterans and Civilians*: The value on Line 20B of one report tested did not match the resident rosters and was incorrectly reported by 24 days.
- Line 19B, *Female Veterans Residents Remaining at the End of the Month*: The value on Line 19B of one of the reports tested did not match the resident rosters and was incorrect by one resident.

The UDVMA should develop a sound methodology for use by the nursing homes in preparing VA Form 10-5588 to ensure that all information presented on the form matches the supporting documents. The errors above occurred due to improper design and implementation of controls and a lack of understanding by the various nursing homes on how to complete the forms. These type of errors can result in questioned costs and loss of

**SCHEDULE OF FINDINGS AND QUESTIONED COSTS**  
**PART III. FINDINGS AND QUESTIONED COSTS FOR FEDERAL AWARDS**

U.S. DEPARTMENT OF VETERANS AFFAIRS

future federal funding. Because the errors noted did not change the amount that UDVMA requested for reimbursement, we have not questioned any costs.

**Recommendations:**

We recommend the UDVMA:

- **Adopt a formal methodology for calculating direct and indirect costs that adheres to the VA Form 10-5588 instructions.**
- **Ensure that all UDVMA nursing homes receive training on completing the VA Form 10-5588 using the adopted methodology.**
- **Develop and put into place stronger controls for identifying reporting errors.**

*UDVMA's Response:*

*UDVMA agrees with the finding. As stated in the finding, errors noted did not change the dollar amount that the UDVMA requested from the VA for reimbursement.*



**SCHEDULE OF FINDINGS AND QUESTIONED COSTS**  
**PART III. FINDINGS AND QUESTIONED COSTS FOR FEDERAL AWARDS**

VARIOUS FEDERAL AGENCIES

2019-023. **WORKING CAPITAL RESERVES IN EXCESS OF FEDERAL GUIDELINES**  
(Department of Administrative Services)

CFDA Numbers and Titles: **Various**  
Federal Award Numbers: **Various**  
Questioned Costs: **Undeterminable**  
Pass-through Entity: N/A  
Prior Year Single Audit Report Finding Number: **2018-033**

As of June 30, 2019, two funds within the Department of Administrative Services held working capital reserves in excess of federal guidelines as follows:

<u>Fund Description</u>	<u>Excess # of Days in Reserve</u>	<u>Excess Amount in Reserve</u>
<b>Division of Purchasing and General Services:</b>		
Cooperative Contract Management	143	\$ 1,307,071
Print Services	4	\$ 20,623
State Surplus Property	138	\$ 212,679
<b>Division of Risk Management:</b>		
Workers Compensation Fund	29	\$ 596,647
Property Liability Self-Insurance Fund	80	\$ 3,793,525

2 CFR part 200, Appendix V, paragraph G.2, generally allows a working capital reserve as part of retained earnings of up to 60 days cash expenses for normal operating purposes in each internal service fund. It is inherently difficult to accurately estimate expenses and their effect on working capital reserves when setting rates. Excess reserves could result in a federal liability since federal programs share an interest in the reserves.

**Recommendation:**

**Depending on the business requirements, we recommend that the Department of Administrative Services reduce excess working capital reserves within each of the respective funds or obtain a waiver from the federal cost negotiator allowing for an increase in the number of days of working capital allowed to comply with federal guidelines.**

*Department of Administrative Services' Response:*

*The Department of Administrative Services concurs with the findings.*

**SCHEDULE OF FINDINGS AND QUESTIONED COSTS**  
**PART III. FINDINGS AND QUESTIONED COSTS FOR FEDERAL AWARDS**

VARIOUS FEDERAL AGENCIES

2019-024. **WORKING CAPITAL RESERVES IN EXCESS OF FEDERAL GUIDELINES**  
(Department of Human Resource Management)

CFDA Numbers and Titles: **Various**  
Federal Award Numbers: **Various**  
Questioned Costs: **Undeterminable**  
Pass-through Entity: N/A  
Prior Year Single Audit Report Finding Number: **2018-034**

As of June 30, 2019, the Department of Human Resource Management held working capital reserves in excess of federal guidelines as follows:

**Service Area Level** – Payroll Field Services  
**Excess # of Days in Reserve** – 34  
**Excess Amount in Reserve** – \$57,708

2 CFR part 200, Appendix V, paragraph G.2, generally allows a working capital reserve as part of retained earnings of up to 60 days cash expenses for normal operating purposes in each internal service fund. It is inherently difficult to accurately estimate expenses and their effect on working capital reserves when setting rates. Excess reserves could result in a federal liability since federal programs share an interest in the reserves.

**Recommendation:**

**Depending on the business requirements, we recommend that the Department of Human Resource Management reduce excess working capital reserves for its Payroll Field Services service area level or obtain a waiver from the federal cost negotiator allowing for an increase in the number of days of working capital allowed to comply with federal guidelines.**

*DHRM's Response:*

*The Department of Human Resource Management (DHRM) agrees with the finding. DHRM is aware that the working capital reserves held in retained earnings exceeded the allowable 60 days of cash expenses on June 30, 2019 at the fund level due to excess reserves in Payroll Field Services.*

**SCHEDULE OF FINDINGS AND QUESTIONED COSTS**  
**PART III. FINDINGS AND QUESTIONED COSTS FOR FEDERAL AWARDS**

VARIOUS FEDERAL AGENCIES

2019-025. **WORKING CAPITAL RESERVES IN EXCESS OF FEDERAL GUIDELINES**  
(Department of Technology Services)

CFDA Numbers and Titles: **Various**  
Federal Award Numbers: **Various**  
Questioned Costs: **Undeterminable**  
Pass-through Entity: N/A  
Prior Year Single Audit Report Finding Number: **2018-035**

As of June 30, 2019, the Department of Technology Services held working capital reserves in excess of federal guidelines as follows:

**Service Area Level** – Hosting Services  
**Excess # of Days in Reserve** – 59  
**Excess Amount in Reserve** – \$2,581,609

2 CFR part 200, Appendix V, paragraph G.2, generally allows a working capital reserve as part of retained earnings of up to 60 days cash expenses for normal operating purposes in each internal service fund. However, based on federal cost negotiator guidelines, the Department’s reserves are currently calculated at the service area level with a maximum allowed 45 days of reserves. It is inherently difficult to accurately estimate expenses and their effect on working capital reserves when setting rates. Excess reserves could result in a federal liability since federal programs share an interest in the reserves.

**Recommendation:**

**Depending on the business requirements, we recommend the Department of Technology Services reduce excess working capital reserves for its Hosting Services service area level or obtain a waiver from the federal cost negotiator allowing for an increase in the number of days of working capital allowed to comply with federal guidelines.**

*Department’s Response:*

*We agree with the findings from the State Auditor’s Office.*

**SCHEDULE OF FINDINGS AND QUESTIONED COSTS**  
**PART III. FINDINGS AND QUESTIONED COSTS FOR FEDERAL AWARDS**

VARIOUS FEDERAL AGENCIES

2019-026. **WORKING CAPITAL RESERVES IN EXCESS OF FEDERAL GUIDELINES**  
(Public Employees Health Program)

CFDA Numbers and Titles: **Various**  
Federal Award Numbers: **Various**  
Questioned Costs: **Undeterminable**  
Pass-through Entity: N/A  
Prior Year Single Audit Report Finding Number: **2018-036**

As of June 30, 2019, the Public Employees Health Program (PEHP) held working capital reserves in excess of federal guidelines as follows:

<u>Program</u>	<u>Excess # of Days in Reserve</u>	<u>Excess Amount in Reserve</u>
State Medical	28	\$ 25,259,543
State Dental	17	\$ 813,689
Long-Term Disability	193	\$ 3,496,800
Medicare Supplement	145	\$ 18,989,366

2 CFR part 200, Appendix V, paragraph G.2, generally allows for a working capital reserve as part of retained earnings of up to 60 days cash expenses for normal operating purposes. It is inherently difficult to accurately estimate expenses and their effect on working capital reserves when setting rates. Excess reserves could result in a federal liability since federal programs share an interest in the reserves.

**Recommendation:**

**Depending on the business requirements, we recommend that PEHP reduce excess working capital reserves or obtain a waiver from the federal cost negotiator allowing for an increase in the number of days of working capital allowed to comply with federal guidelines.**

*PEHP's Response:*

*PEHP agrees that reserves are in excess of the federally allowed guidelines.*

**SCHEDULE OF FINDINGS AND QUESTIONED COSTS**  
**PART III. FINDINGS AND QUESTIONED COSTS FOR FEDERAL AWARDS**

VARIOUS FEDERAL AGENCIES

2019-027. **ERRORS IN RANDOM MOMENT TIME STRIKE (RMTS) STUDY**  
(Utah Department of Workforce Services)

CFDA Numbers and Titles: **Various**  
Federal Award Numbers: **Various**  
Questioned Costs: N/A  
Pass-through Entity: N/A  
Prior Year Single Audit Report Finding Number: N/A

DWS did not properly execute the random moment time study (RMTS) as developed and approved for its cost allocation plan. As a result, the following errors occurred in fiscal year 2019’s first quarter:

- a. Payroll costs for 18 employees, or 1.9% of pool employees, were inappropriately included in the RMTS pool to be allocated.
- b. Payroll costs for 2 employees, or 0.21% of pool employees, were inappropriately excluded from the RMTS pool to be allocated.
- c. Four employees, or 0.42% of pool employees, were inappropriately excluded from taking the RMTS survey.

DWS’s federally-approved cost allocation plan indicates the intended goal of the RMTS is to provide a simple, efficient, and reasonable methodology to appropriately allocate costs to the programs/activities that benefit from the costs within the requirements of Uniform Guidance. DWS’s plan outlines the proper inclusion of employee RMTS surveys to determine appropriate allocation percentages. Improper RMTS and payroll coding resulting from employee turnover and employee misunderstanding of job duties caused these errors to occur. The incorrect inclusion and exclusion of costs to be allocated in the pool, compounded with disproportionate allocation percentages from the RMTS, could result in unallowable costs charged to federal programs.

**Recommendation:**

**We recommend DWS:**

- **ensure its internal controls operate as designed to prevent, or to detect and correct, RMTS and payroll coding errors;**
- **maintain the integrity of its internal controls with mitigating controls, especially during periods of transition; and**
- **provide adequate staff training and communication for RMTS policies and procedures.**

*DWS’s Response:*

*We agree with the finding and recommendation.*

(This page intentionally left blank)

## **CORRECTIVE ACTION PLAN**



State of Utah

GARY R. HERBERT  
Governor

SPENCER J. COX  
Lieutenant Governor

## Department of Administrative Services

TANI PACK DOWNING  
Executive Director

**Division of Finance**  
John C. Reidhead, CPA  
Director

December 16, 2019

John Dougall  
State Auditor  
Office of the Utah State Auditor  
Utah State Capitol Complex Suite E310  
Salt Lake City, Utah 84114

Dear Mr. Dougall,

Enclosed with this letter is the State of Utah's Corrective Action Plan for the audit findings in the fiscal year 2019 single audit report.

The State's Corrective Action Plan is a compilation of the corrective action plan information provided to us by the applicable state agencies. The Corrective Action Plan document is prepared in conjunction with your fiscal year 2019 single audit. We believe it satisfies the requirements in the Federal *Uniform Administrative Requirements, Cost Principles, and Audit Requirements for Federal Awards* §200.511(c) for a corrective action plan.

We appreciate the efforts of the Office of the Utah State Auditor in completing the Single Audit for the State for fiscal year 2019. If you have any questions regarding this Corrective Action Plan, please do not hesitate to contact our office.

Sincerely,

A handwritten signature in cursive script that reads "John Reidhead".

John C. Reidhead, CPA  
Director of Finance

Attachment



State of Utah Single Audit  
**Corrective Action Plan**  
For the Year Ended June 30, 2019

**FINDINGS RELATING TO THE FINANCIAL STATEMENTS:**

**2019-001. SECURITIES LENDING TRANSACTIONS NOT REPORTED**

**State Agency:** School and Institutional Trust Funds Office

Management has corrected the asset and liability presentation to ensure securities lending collateral is reflected according to GASB reporting requirements.

Contact Person: Ryan Kulig, Administrative Analyst, (801) 355-3070  
Anticipated Correction Date: October 2019

**2019-002. LACK OF SEPARATION OF DUTIES WITHIN HRIS**

**State Agency:** Department of Human Resource Management

DHRM will investigate whether internal controls within the HRIS are necessary for non-executive branch agencies utilizing HRIS. Additionally, DHRM will review current transaction SOPs to determine if internal controls for Executive Branch agency transactions are adequately mitigating the risk of improper employee or salary actions being entered into HRIS.

Contact Person: Mysti Miskimins, Financial Director, 385-256-5394  
Anticipated Correction Date: June 30, 2020

**FINDINGS RELATING TO FEDERAL AWARDS:**

**U.S. DEPARTMENT OF EDUCATION:**

**2019-003. UNTIMELY ENROLLMENT REPORTING**

**State Agency:** Dixie State University

**Federal Program:** 84.063 Federal Pell Grant Program  
84.268 Federal Direct Student Loans  
84.038 Federal Perkins Loan Program

Dixie State University will report a final semester enrollment status report to NSLDS via the Clearinghouse after final grades are entered and the unofficial withdrawal process has been completed. The report will be sent to the Clearinghouse before the next semester's report is due. By sending this report, we will meet the required reporting timelines and the correct enrollment status for students who fail to complete a semester.

Contact Person: Julie Stender, Registrar, (435) 652-7703  
Anticipated Correction Date: Already completed and implemented

State of Utah Single Audit  
**Corrective Action Plan**  
For the Year Ended June 30, 2019

**2019-004. UNTIMELY LOAN DISBURSEMENT NOTIFICATION**

**State Agency:** Dixie State University  
**Federal Program:** 84.268 Federal Direct Student Loans

The issue discovered during the recent audit concerning our loan disbursement notices was a result of an imaging/indexing software upgrade that broke our established process for documenting and tracking the dissemination of said notices.

Our process for both sending and documenting the disbursement notices runs on an automated schedule in which jobs within the schedule run in succession to each other. A simplified version (for explanation purposes) of the process is as follows: 1) Select the population of students who received a loan disbursement the prior day. 2) Pull all specified data for the selected students needed for the notice, including email address. 3) Create and send the disbursement notice. 4) Move a copy of the sent notice in to the student's file. 5) Update RUAMAIL (in Banner) with the appropriate code to show the notice has been sent. The schedule works such that when the 1<sup>st</sup> job is successful, it moves on to the 2<sup>nd</sup> and so on. However, if any of the jobs are not successful the schedule stops at the failed job and does not finish any remaining jobs. The issue we experienced occurred at job 4 (copying the file to the student's account) as the schedule would fail due to the file path being broken as a result of the software upgrade. This caused not only the copy to fail but the RUAMAIL update would not run either.

As a result of the issue stated above, our ability to document our loan disbursement notices was compromised. Upon discovery of this issue, immediate corrective action was taken and appropriate checks established to prevent any further issue. For instance, if an error occurs within the schedule a notification is immediately sent to two office staff by email. In addition, as a matter of procedure we will be regularly checking both the imaging files and RUAMAIL to make sure the process is functioning as expected.

Contact Person: Dustin Johnson, Associate Director–Financial Aid & Scholarships, (435) 652-7583  
Anticipated Correction Date: Already completed and implemented

**2019-005. ERRORS IN PROCESSING RETURN OF TITLE IV FUNDS**

**State Agency:** Salt Lake Community College  
**Federal Programs:** 84.007 Federal Supplemental Educational Opportunity Grants  
84.033 Federal Work-Study Program  
84.063 Federal Pell Grant Program  
84.268 Federal Direct Student Loans

SLCC understands the importance of timely and accurate calculation and return of Title IV funds. This appears to be a case related to training and an employee not fully understanding all compliance requirements. To ensure all financial aid advisors have adequate training as to the return of funds, all SLCC financial aid advisors will be attending a NASFAA Credential Workshop on the Return of Title IV funds on November 15, 2019. Upon completion of the workshop, advisors may take a test to demonstrate competency in this area and to become credentialed in the Return of Title IV Funds.

SLCC will also be implementing a quality assurance program. Advisors will check each other's return of funds calculations monthly to ensure calculations are accurate and that refunds occur within the 45-day timeframe. A quarterly review will take place at Senior staff meeting to discuss issues. This program will begin January 2020.

Currently the return of funds process is completed using an excel spreadsheet. SLCC's Banner software has an automated return process. This process will be reviewed to determine if it can be utilized to minimize calculation errors. If the process is considered viable it will be tested and implemented by May 2020.

Contact Person: Cristi Millard, Director of the Office of Financial Aid and Scholarships, 801-957-4145  
Anticipated Correction Date: May 2020

State of Utah Single Audit  
**Corrective Action Plan**  
For the Year Ended June 30, 2019

**2019-006. INACCURATE LINE ITEMS IN THE FISAP REPORT**

**State Agency:** Southern Utah University

**Federal Programs:** 84.007 Federal Supplemental Educational Opportunity Grants  
84.033 Federal Work-Study Program  
84.063 Federal Pell Grant Program  
84.268 Federal Direct Student Loans

We will implement a thorough review process prior to submission of the FISAP report. This review process will include a meeting of personnel from Accounting Services, Financial Aid & Scholarships, and Institutional Research well ahead of the submission deadline to plan and prepare for the FISAP reporting cycle. Following the preparation of the FISAP report, we will perform a follow-up review to ensure 1) adequate documentation supporting data entered, and 2) the accuracy of the information entered in the FISAP report.

Contact Person: David Hughes, Director of Financial Aid & Scholarships, 435-586-7734  
Anticipated Correction Date: With submission of the 2018-19 FISAP report.

**2019-007. UNTIMELY AND INACCURATE ENROLLMENT REPORTING**

**State Agency:** Southern Utah University

**Federal Programs:** 84.007 Federal Supplemental Educational Opportunity Grants  
84.033 Federal Work-Study Program  
84.063 Federal Pell Grant Program  
84.268 Federal Direct Student Loans  
84.038 Federal Perkins Loan Program

Our corrective action plan includes various steps to ensure accurate and timely reporting of enrollment changes, as follows:

1. Establish a good working relationship with an assigned Clearinghouse caseworker. This will give us a better line for accountability with the Clearinghouse when compliance issues are discovered.
2. Implement internal verification of data exchanged between the Clearinghouse and NSLDS via direct access to the NSLDS. This access was previously unavailable to the enrollment reporting officer prior to this audit. This will take place 10 days after enrollment data is reported to the Clearinghouse.
3. Maintain training and implementation of enrollment reporting tools and changes offered by the Clearinghouse to maintain compliance and communication.
4. Create and verify information between Financial Aid and the Registrars' offices to verify timely status issues for correct program reporting to the NSLDS.

Contact Person: Blair Bentley, Enrollment Specialist/Enrollment Reporting Officer, 435-586-1964  
Anticipated Correction Date: With submission of the 2018-19 FISAP report.

**2019-008. FAILURE TO DESIGN AND IMPLEMENT INTERNAL CONTROLS OVER ENROLLMENT REPORTING**

**State Agency:** University of Utah

**Federal Programs:** 84.038 Federal Perkins Loan Program  
84.063 Federal Pell Grant Program  
84.268 Federal Direct Student Loans

Retroactive changes: The Registrar's Office worked with the National Student Clearinghouse (NSC) to make these retroactive petition enrollment changes. NSC did not have best practice recommendations in place for these types of changes since this situation was not a known issue to them.

State of Utah Single Audit  
**Corrective Action Plan**  
For the Year Ended June 30, 2019

The corrective action plan currently in place will involve the Registrar's Office reporting to NSC the change in the student's enrollment status after processing a retroactive petition within 5 business days. The Registrar's Office will also send an email to the University Office of Scholarships and Financial Aid within the same 5 business days of processing the retroactive petition to notify them that updates to NSLDS should be made. The Registrar's Office will validate the change in status within NSC when they report that the change has been made.

Change in student status: The Registrar's Office will assign a staff member to be responsible for manually reviewing the students' files that show as rejected on our current graduated student file, and to make the necessary updates to the individual student's status via NSC's web interface. Through this audit, the Registrar's Office learned the file they are sending currently is a supplemental file for a NSC service. Next year (2020), the Registrar's Office will update the NSC enrollment file to include the graduating students (G status). Until this is complete, they will continue to update the students' records manually to be in compliance. The graduating student file will update the students' status to a "G" only if it is a one-to-one relation, meaning the student did not graduate with a double major. This is the reason NSC recommends submitting the "G" status through the enrollment file, where the report allows all program statuses for a student to be submitted.

Contact Persons: Brenda Burke, Executive Director University Office of Scholarships and Financial Aid, bburke@utah.edu and Tim Ebner, University Registrar, tebner@utah.edu

Anticipated Correction Date: January 31, 2020

**2019-009. UNTIMELY REVIEW AND APPROVAL OF CASH DRAWS**

**State Agency:** Utah State University

**Federal Program:** 84.007 Federal Supplemental Educational Opportunity Grants  
84.033 Federal Work-Study Program  
84.063 Federal Pell Grant Program  
84.268 Federal Direct Student Loans

An employee in Sponsored Programs Accounting, different from the employee who draws down the money, will perform timely post-draw reviews and approvals, with appropriate documentation.

Contact Person: Jennifer Jenkins, Manager of Sponsored Programs Accounting, 435-797-1070

Anticipated Correction Date: November 30, 2019

**U.S. DEPARTMENT OF HEALTH AND HUMAN SERVICES:**

**2019-010. UNTIMELY AND INCOMPLETE VALIDATION OF PROVIDER ELIGIBILITY**

**State Agency:** Department of Health

**Federal Program:** 93.778 Medical Assistance Program (Medicaid Title XIX)

- a. As noted in the finding, Standard Operating Procedures were established and implemented to document and manage any manual overrides after November 2018. Additionally, data analysis was performed to ensure all providers that were overridden in the past are all currently revalidated as required by federal regulations.
- b. Current procedures include a second checkpoint to make certain all documentation is on file for the provider record before approving the application. Staff will be reminded to pay better attention to this validation process and this will be tracked in our performance measures.

Contact Person: Shandi Adamson, Bureau Director, Medicaid Operations, 801-538-6308

Anticipated Correction Date: August 2019

State of Utah Single Audit  
**Corrective Action Plan**  
For the Year Ended June 30, 2019

**2019-011. ERRORS ON PART 4 OF THE CB-496 FINANCIAL REPORT**

**State Agency:** Department of Human Services  
**Federal Program:** 93.659 Adoption Assistance

The federal Part 4 report for the September 2019 quarter was submitted timely. The query was adjusted resulting in the error being resolved cumulatively.

Contact Person: Xochiatl Thomas, Financial Manager, 801-538-4123  
Anticipated Completion Date: October 2019

**2019-012. CCDF BENEFIT OVERPAYMENTS DUE TO ELIGIBILITY SYSTEM UPDATES**

**State Agency:** Department of Workforce Services  
**Federal Program:** 93.575 Child Care and Development Block Grant  
93.596 Child Care Mandatory and Matching Funds of the Child Care and Development Fund

The Department of Workforce Services reviewed the errors identified and determined the cause and population of cases potentially subject to the error. From the population identified, we found that 31 cases totaling \$11,397 were issued in error. Notification and adjudication processes have been initiated on those cases that fell above the overpayment threshold for child care. Also, a system fix for these cases was deployed on July 13, 2019 and all open ongoing child care cases were reassessed on September 14, 2019.

We have also reviewed controls designed to ensure that benefits are paid for the correct amount. These controls include a Program Review Team that reviews cases to ensure the correct determinations have been made and the correct benefits have been issued. The Department also has a Quality Control team that is currently on cycle that reviews cases to determine if there are any element or payment errors. Both of these processes help us to determine what worker or system errors are occurring.

Currently, we have an eREP system testing procedure in place that allows us to test the eREP environment of the system before it is implemented to staff. There are multiple levels of testing that occur prior to release of changes to the system before a fix or change is implemented to include unit, integration, system and acceptance testing. Each potential change is processed manually by program specialists, information analysts, business analysts and designated testers to ensure the system is issuing benefits correctly. Our review has found that controls are properly designed and implemented to provide reasonable assurance that benefits are paid for the correct amount and that the cost of implementing additional controls would exceed the benefit. Therefore, we have reviewed the errors noted with individuals responsible for performing these controls to increase their awareness. We have determined that this will sufficiently correct this error going forward.

Contact Person: Chris Williams, Manager, Eligibility Services Division, 801-626-0273  
Anticipated Correction Date: September 14, 2019

**2019-013. CHILD CARE PROVIDER OVERPAYMENTS DUE TO INSUFFICIENT REVIEWS**

**State Agency:** Department of Workforce Services  
**Federal Program:** 93.575 Child Care and Development Block Grant  
93.596 Child Care Mandatory and Matching Funds of the Child Care and Development Fund

As noted in the finding, all questioned costs have been referred to the department's overpayment division. Some questioned costs have been repaid and repayment is being pursued for the remaining verified questioned costs. The Office of Child Care has worked with the department's internal audit division to have them conduct ongoing reviews of original provider attendance records.

Contact Person: Ann Stockham Mejia, Program Manager, 801- 526-9362  
Anticipated Correction Date: October 1, 2019

State of Utah Single Audit  
**Corrective Action Plan**  
For the Year Ended June 30, 2019

**U.S. DEPARTMENT OF JUSTICE:**

**2019-014. INCONSISTENT COMPENSATION THRESHOLD AND INAPPROPRIATE ALLOCATION**

**State Agency:** Commission on Criminal and Juvenile Justice, Utah Office for Victims of Crime  
**Federal Program:** 16.576 Crime Victim Compensation

UOVC has completed the recommended updates to procedures, which were in draft form and under review at the time of the audit.

Contact Persons: Melanie Scarlet, Reparation Program Manager UOVC, 801-238-2364  
Gary Scheller, Director UOVC, 801-238-2362

Anticipated Correction Date: Any remaining or additional updates determined necessary or recommended by this Single Audit process, will be completed, implemented and disseminated prior to December 1, 2019.

**2019-015. EXPENDITURES NOT MONITORED FOR PERIOD OF PERFORMANCE PURPOSES**

**State Agency:** Commission on Criminal and Juvenile Justice, Utah Office for Victims of Crime  
**Federal Program:** 16.576 Crime Victim Compensation

UOVC has drafted procedures which address the related recommendation and which have been provided to the Federal Funding entity for review in October of 2019 in response to a Site Evaluation from that entity in April of 2019.

Contact Persons: Connie Wettlaufer, Financial Point of Contact (FPOC) UOVC, 801-238-2371  
Patti Jensen, Financial Manager UOVC, 801-238-2364  
Gary Scheller, Director UOVC, 801-238-2362

Anticipated Correction Date: Any remaining or additional updates determined necessary or recommended by the Federal Funding Entity and/or this Single Audit process, will be completed, implemented and disseminated, appropriately and timely subsequent to the Federal Funding Entity's response.

**2019-016. INACCURATE SPECIAL AND PERFORMANCE REPORTS**

**State Agency:** Commission on Criminal and Juvenile Justice, Utah Office for Victims of Crime  
**Federal Program:** 16.576 Crime Victim Compensation

UOVC has drafted procedures which address the related recommendation and which have been provided to the Federal Funding entity for review in October of 2019 in response to a Site Evaluation from that entity in April of 2019. Additionally, UOVC has applied for and been awarded a technology grant for the purpose of developing a new Compensation Claim Data Management system. The new system will be configured to track the required data related to this finding. UOVC Financial Manager Patti Jensen has reported that the most recent past certification form submitted the funding entity has been corrected in their system.

Contact Persons: Patti Jensen, Financial Manager UOVC, 801-238-2364  
Gary Scheller, Director UOVC, 801-238-2362

Anticipated Correction Date: Any remaining or additional updates determined necessary or recommended by the Federal Funding Entity and/or this Single Audit process, will be completed, implemented and disseminated, appropriately and timely subsequent to the Federal Funding Entity's response. The anticipated timeline of the completed data management system is approximately 3 years.

State of Utah Single Audit  
**Corrective Action Plan**  
For the Year Ended June 30, 2019

**2019-017. ERRORS IN AND INADEQUATE INTERNAL CONTROLS OVER REPORTING AND EARMARKING**

**State Agency:** Commission on Criminal and Juvenile Justice, Utah Office for Victims of Crime  
**Federal Program:** 16.575 Crime Victim Assistance

UOVC has drafted procedures which address the related recommendations and which have been provided to the Federal Funding entity for review in October of 2019 in response to a Site Evaluation from that entity in April of 2019. The procedures were updated again on November 1, 2019 subsequent to UOVC meeting with the auditing personnel and receiving further clarity. UOVC continues to work with the funding entity regarding the PMT issues raised by the State Auditor, to assure the concerns of the State Auditor are properly addressed.

Contact Persons: Tallie Viteri, Assistant Director, Assistance Grants Program Manager, UOVC, 801-297-2620  
Arnold Liu, Financial Analyst (POC), Assistance Grants, UOVC, 801-238-2374  
Gary Scheller, Director UOVC, 801-238-2362

Anticipated Correction Date: Procedures were updated in July, 2019 and again in October of 2019. Any remaining or additional updates determined necessary or recommended by the Federal Funding Entity and/or this Single Audit process, will be completed, implemented and disseminated, appropriately and timely subsequent to the Federal Funding Entity's response.

**2019-018. ON-SITE VISITS NOT PERFORMED BI-ANNUALLY**

**State Agency:** Commission on Criminal and Juvenile Justice, Utah Office for Victims of Crime  
**Federal Program:** 16.575 Crime Victim Assistance

Within the past year, UOVC has hired two auditors to help UOVC be compliant with all subrecipient monitoring requirements. UOVC monitoring policies have been updated to include policies regarding subrecipient site visits. There is currently a schedule in place that will ensure all subrecipients receive a formal site visit in conjunction with a desk review during FY20. The monitoring policy and accompanying tools have been updated to meet all subrecipient monitoring requirements outlined in 28 CFR 106(b).

Contact Persons: Lynsey Stock, Audit Manager UOVC, 304-545-7589  
Gary Scheller, Director UOVC, 801-238-2362

Anticipated Correction Date: Complete as of 11/01/2019

**2019-019. INCONSISTENCY AND CALCULATION ERRORS IN FEDERAL CASH DRAWS**

**State Agency:** Commission on Criminal and Juvenile Justice, Utah Office for Victims of Crime  
**Federal Program:** 16.575 Crime Victim Assistance

UOVC has drafted procedures which address the related recommendation and which have been provided to the Federal Funding entity for review in October of 2019 in response to a Site Evaluation from that entity in April of 2019.

Contact Persons: Connie Wettlaufer, Financial Point of Contact (FPOC) UOVC, 801-238-2371  
Gary Scheller, Director UOVC, 801-238-2362

Anticipated Correction Date: Procedures were updated in July, 2019 and again in October of 2019. Any remaining or additional updates determined necessary or recommended by the Federal Funding Entity and/or this Single Audit process, will be completed, implemented and disseminated, appropriately and timely subsequent to the Federal Funding Entity's response.

State of Utah Single Audit  
**Corrective Action Plan**  
For the Year Ended June 30, 2019

**2019-020. CHECKS ISSUED TO INCORRECT VENDORS**

**State Agency:** Commission on Criminal and Juvenile Justice, Utah Office for Victims of Crime  
**Federal Program:** 16.575 Crime Victim Assistance

UOVC has made changes to staff and the processing of disbursements. UOVC has now eliminated the office specialist to process payments in FINET as a result of UOVC transitioning into a new grants management system. This has simplified UOVC's payment process by reducing data entry and data entry errors.

With the new transition of the financial piece in Utah Grants Management system, and the ability to enter payments via Excel spreadsheet upload in FINET, there has been additional review process put in place before the Financial Manager Approves the payment in FINET. Specifically, the Financial Analyst reviews all payment requests for accuracy before the Financial Manager reviews again for final approval in FINET.

Contact Persons: Patti Jensen, Financial Manager UOVC, 801-238-2364  
Arnold Liu, Financial Analyst (FPOC), Assistance Grants, UOVC, 801-238-2374  
Gary Scheller, Director UOVC, 801-238-2362

Anticipated Correction Date: Complete as of 11/01/2019

**U.S. DEPARTMENT OF LABOR:**

**2019-021. WORK HOURS AND EARNINGS DISREGARDED IN UNEMPLOYMENT INSURANCE BENEFIT OVERPAYMENT DETERMINATION**

**State Agency:** Department of Workforce Services  
**Federal Program:** 17.225 Unemployment Insurance

The Department of Workforce Services takes the responsibility of program integrity very seriously, and in this case the existing policy and procedure were not followed properly. The team responsible for this work is scheduled to review the findings of this audit, as well as existing policy and procedures for future compliance. Quality reviews will continue to be used to monitor program compliance for this and other scenarios moving forward.

Contact Person: Kevin Burt, Unemployment Insurance Director, kburt@utah.gov, 801-526-9575  
Anticipated Correction Date: November 2019

**U.S. DEPARTMENT OF VETERANS AFFAIRS:**

**2019-022. INACCURATE STATE HOME REPORT AND STATEMENT OF FEDERAL AID CLAIMED**

**State Agency:** Utah Department of Veterans and Military Affairs (UDVMA)  
**Federal Program:** 64.015 Veterans State Nursing Home Care

UDVMA will standardize the method used for calculating direct and indirect cost that adheres to the VA Form 10-5588 instructions. The calculation will be reviewed and updated by the UDVMA annually in September, at the end of the federal fiscal year.

The UDVMA will re-train each State Officer on filling out VA Form 10-5588. To improve accuracy and consistency, supporting forms will be standardized for all state veterans homes.

The Deputy Director, or designee, will monitor the completed forms for accuracy.

Contact Person: Dennis McFall, Deputy Director, (801) 755-8722  
Anticipated Correction Date: October 31, 2019



State of Utah Single Audit  
**Corrective Action Plan**  
For the Year Ended June 30, 2019

**VARIOUS FEDERAL AGENCIES:**

**2019-023. WORKING CAPITAL RESERVES IN EXCESS OF FEDERAL GUIDELINES**

**State Agency:** Department of Administrative Services

**Federal Programs:** Various

**Division of Purchasing and General Services**

Cooperative Contract Management

The Division continues to decrease the administrative fees on each of its state cooperative contracts as each contract expires and is rebid. The Division is allowed under law to collect up to a 1.0 % administrative fee on each cooperative contract. Currently, the average administrative fee is 0.38 %.

In addition, the Division has also hired two additional employees and invested in a new contract usage system and analytics tool. The new system and additional employees will help improve the management of its cooperative contracts. The system also will assist the Division in anticipating usage and decreasing the administrative fees of appropriate contracts.

Print Services

Print Services has reviewed and decreased its administrative fees.

State Surplus Property

State Surplus will use the excess reserve funds to invest in a new building when they relocate in 2021.

Contact Person: Christopher Hughes, Director, 801-538-3254

Anticipated Correction Dates: Cooperative Contract Management – June 30, 2022

Print Services – June 30, 2020

State Surplus Property – June 30, 2021

**Division of Risk Management**

Workers' Compensation Fund

The Division has requested a \$1 million transfer out of this fund in fiscal year 2020, subject to legislative approval.

Property Liability Self- Insurance Fund

The Division's role is to estimate insurance claims and set rates to match. Claim and other costs have been lower than anticipated for a few years. We have intentionally reduced rates to compensate. The Division used a lower property rate than the actuary recommended for fiscal years 2019 and 2020. We will use a lower property rate than the actuary recommended for fiscal year 2021 to reduce retained earnings. We will continue to observe claim levels and set rates intended to reduce the retained earnings to appropriate levels.

Contact Person: Brian Nelson, Director, 801-538-9576

Anticipated Correction Dates: Workers Compensation Fund - June 30, 2020

Property Fund - June 30, 2021

**2019-024. WORKING CAPITAL RESERVES IN EXCESS OF FEDERAL GUIDELINES**

**State Agency:** Department of Human Resource Management

**Federal Programs:** Various

The excess retained earnings for Payroll Field Services was caused by lower than anticipated expenses in fiscal year 2019. DHRM is evaluating the Payroll Field Services rate for fiscal year 2020 and will adjust it, if necessary. DHRM anticipates this retained earnings balance will be in compliance with the 60 day working capital limit by June 30, 2020.

Contact Person: Mysti Miskimins, Financial Director, 385-256-5394

Anticipated Correction Date: June 30, 2020

State of Utah Single Audit  
**Corrective Action Plan**  
For the Year Ended June 30, 2019

**2019-025. WORKING CAPITAL RESERVES IN EXCESS OF FEDERAL GUIDELINES**

**State Agency:** Department of Technology  
**Federal Programs:** Various

**Partial Corrective Action Achieved**

DTS gave significant mid-year rate reductions and rebates in both FY 2018 and FY 2019 to Hosting Services customers of about \$1.3 million and \$900 thousand respectively. In addition, DTS has proposed rates for FY 2020 and FY 2021, which are lower than the projected actual costs to provide this service. This was done in order to further draw down Hosting Services retained earnings by about \$1.7 million in FY 2020 and \$900 thousand in FY 2021.

**Further Corrective Action Plan**

The advent and adoption of cloud based hosting technology will continue to change DTS operations and demand for DTS Hosting Services. As part of the DTS strategic plan, DTS will take advantage of cloud based hosting to provide even more efficient services. DTS is positioned to assist customers with a switch from hosting with DTS in the State Data Center to hosting with another provider. This switch will impact revenue; funds that would have been paid to DTS will now be paid to an outside vendor. Finally, many agencies are taking advantage of software as a service which, in some instances, moves the hosting services away from DTS to a vendor used by the software company. DTS currently estimates it will lose at least \$1.1 million to cloud based hosting services alone in FY 2020 and another \$1 million in FY 2021. These amounts are conservative estimates and if cloud based hosting services adoption continues to rise, DTS will likely see additional revenue shortfalls.

As customers continue to transition from DTS Hosting services to cloud based hosting services, DTS will closely track the impact to Hosting Services revenues and expenses. DTS will annually review and adjust rates and will issue mid-year rebates if necessary to bring DTS Hosting Services into compliance with Federal excess reserve guidelines by the end of FY 2022.

Contact Person: Daniel Frei, Finance Director, 801-538-3459  
Anticipated Correction Date: FY2022 anticipated completion date

**2019-026. WORKING CAPITAL RESERVES IN EXCESS OF FEDERAL GUIDELINES**

**State Agency:** Public Employees Health Program  
**Federal Program:** Various

PEHP plans to issue a \$30 million experience dividend from the State Medical program to participants in May 2020 to bring this program's reserves down to the federally allowed amount. The Division of Finance will calculate the federal portion of the State of Utah's share of this experience dividend and submit it to Cost Allocation Services (CAS) for approval.

PEHP has also requested the Division of Finance calculate the federal portion of the excess reserves balance as of June 30, 2019 in the State Dental program and submit it to CAS for approval. Once approved, PEHP will refund the federal portion amount for the State Dental program excess reserves.

PEHP recently refunded the federal portion of the Long-term Disability program excess reserve balance as of June 30, 2018. Because Long-term Disability claims fluctuate each year, PEHP will request approval from CAS for an additional year to study long-term disability liabilities, premiums, and claim trends. However, if material excess reserves still exist in this program at fiscal year ending June 30, 2020, PEHP will refund the federal portion of the excess reserves as of that date.

As a result of the Medicare Supplement program experiencing favorable claim loss ratios and receiving pharmacy subsidies greater than the expected amounts, PEHP will request approval from CAS for an additional year to study the liabilities and expected claims in this program. However, if material excess reserves still exist in this program at June 30, 2020, PEHP will refund the federal portion of the excess reserves as of that date.

Contact Person: Robert Dolphin, Chief Financial Officer, 801-366-7429  
Anticipated Correction Date: June 30, 2021

State of Utah Single Audit  
**Corrective Action Plan**  
For the Year Ended June 30, 2019

**2019-027. ERRORS IN RANDOM MOMENT TIME STRIKE (RMTS) STUDY**

**State Agency:** Department of Workforce Services

**Federal Program:** Various

The Department of Workforce Services has an established system of internal controls to ensure that time and effort costs that are allocated to programs/activities that benefit from the costs using the random moment time study (RMTS) methodology, as delineated in the department's federally-approved Public Assistance Cost Allocation Plan, are recorded in the appropriate cost centers. It appears that the established internal controls that should have prevented and/or detected the errors cited by the auditors did not function as designed. The department is conducting a comprehensive review of its RMTS procedures and the associated internal controls to identify the cause of the errors noted in the audit. The results of the review will be utilized to make needed adjustments to RMTS procedures, internal controls, staff training, and communication of RMTS policies and procedures.

Contact Person: Nathan Harrison, Finance Director, 801-526-9402

Anticipated Correction Date: December 31, 2019

(This page intentionally left blank)

**SUMMARY SCHEDULE OF  
PRIOR AUDIT FINDINGS**

## SUMMARY SCHEDULE OF PRIOR AUDIT FINDINGS FOR YEARS PRIOR TO THE YEAR ENDED JUNE 30, 2019

*Status as of June 30, 2019*

### U.S. DEPARTMENT OF AGRICULTURE

Finding	Initial Year	Status of Findings and Questioned Costs
2018-002	2018	<p><b>Finding:</b> <u>Noncompliance With Subrecipient Monitoring Requirements</u> (Utah Department of Natural Resources)</p> <p><b>Status:</b> Partially corrected.</p> <p><b>Reasons for Recurrence:</b> The revised grant award document did not have all the required elements.</p> <p><b>Partial Corrective Action Taken:</b> The Department of Natural Resources (DNR) created a new grant award document to address all of the issues. However, two required elements were overlooked. Upon review with the Auditor, DNR had overlooked two applicable terms required by 2 CFR 200.331.</p> <p><b>Corrective Action Planned:</b> DNR will update the grant document to include the missing elements.</p> <p><b>Contact Person:</b> Stacy Carroll, Financial Manager, 801-538-7307</p> <p><b>Anticipated Completion Date:</b> August 31, 2019</p>
2018-003	2018	<p><b>Finding:</b> <u>Noncompliance With Reporting Requirements</u> (Utah Department of Natural Resources)</p> <p><b>Status:</b> Implemented – corrective action taken.</p>
2018-004	2018	<p><b>Finding:</b> <u>No Independent Review of Federal Reports and Matching Requirements</u> (Utah Department of Natural Resources)</p> <p><b>Status:</b> Implemented – corrective action taken.</p>
2018-005	2018	<p><b>Finding:</b> <u>Inadequate Internal Controls Over Cash Draws</u> (Utah Department of Natural Resources)</p> <p><b>Status:</b> Implemented – corrective action taken.</p>

**SUMMARY SCHEDULE OF PRIOR AUDIT FINDINGS**  
**FOR YEARS PRIOR TO THE YEAR ENDED JUNE 30, 2019**

*Status as of June 30, 2019*

**U.S. DEPARTMENT OF AGRICULTURE (continued)**

Finding	Initial Year	Status of Findings and Questioned Costs
2018-006	2018	<p><b>Finding:</b> <u>Inadequate Internal Controls Over Suspension and Debarment</u> (Utah Department of Natural Resources)</p> <p><b>Status:</b> Not corrected.</p> <p><b>Reasons for Recurrence:</b> Due to a transition of duties, employee turnover, and a significant fire season increasing workload, the Division of Forestry, Fire, and State Lands (FFSL) was not able update policies and procedures for checking suspension and debarment.</p> <p><b>Partial Corrective Action Taken:</b> Corrective action was not taken due to unusually high volumes of work, transition of duties and employee turnover.</p> <p><b>Corrective Action Planned:</b> FFSL will check suspension and debarment on all new and existing awards with target completion date of August 31, 2019.</p> <p><b>Contact Person:</b> Stacy Carroll, Financial Manager, 801-538-7307</p> <p><b>Anticipated Completion Date:</b> August 31, 2019</p>
2018-007	2018	<p><b>Finding:</b> <u>Backdating of Transactions for Period of Performance</u> (Utah Department of Natural Resources)</p> <p><b>Status:</b> Implemented – corrective action taken.</p>

## SUMMARY SCHEDULE OF PRIOR AUDIT FINDINGS FOR YEARS PRIOR TO THE YEAR ENDED JUNE 30, 2019

*Status as of June 30, 2019*

### U.S. DEPARTMENT OF DEFENSE

Finding	Initial Year	Status of Findings and Questioned Costs
2018-008	2014	<p><b>Finding:</b> <u>Inadequate Internal Controls Over Suspension and Debarment (Utah National Guard)</u></p> <p><b>Status:</b> Partially corrected.</p> <p><b>Reasons for Recurrence:</b> Utah National Guard (UNG) had this finding in the 2014 audit. UNG implemented its corrective action plan, but failed to properly enforce it. UNG had the finding again in the 2018 audit and fully implemented the procedures in the current fiscal year.</p> <p><b>Partial Corrective Action Taken:</b> UNG had only implemented its plan for new contracts, but had not gone back to review old contracts. A follow up audit of a related program found that UNG had only partially implemented the plan. Corrective actions have been made and were in place for most of fiscal year 2019.</p> <p><b>Corrective Action Planned:</b> The SAM report will be attached to each payment request for DFCM contracts (or any contract without the suspension and debarment condition) over \$25,000 as required. This provides additional controls that every payment will have verification for easy reference and ensures that no payments are made for any contract, in the past or present, to a suspended or debarred vendor.</p> <p><b>Contact Person:</b> Michael J. Norton, Finance Director, 801-432-4445</p> <p><b>Anticipated Completion Date:</b> October, 2018.</p>



## SUMMARY SCHEDULE OF PRIOR AUDIT FINDINGS FOR YEARS PRIOR TO THE YEAR ENDED JUNE 30, 2019

*Status as of June 30, 2019*

### U.S. DEPARTMENT OF EDUCATION

Finding	Initial Year	Status of Findings and Questioned Costs
2016-011	2016	<p><b>Finding:</b> <u>Inaccurate Line Items in the FISAP Report</u> (Southern Utah University)</p> <p><b>Status:</b> Not corrected. See current year finding 2019-006.</p> <p><b>Reasons for Recurrence:</b> The 2017 FISAP report had exceptions in Part III, Section B, lines 10(a) and 10(b). The methodology used and the supporting documentation for the information was not provided as support.</p> <p><b>Partial Corrective Action Taken:</b> Certain parts of the report that were previously not reported correctly have been corrected.</p> <p><b>Corrective Action Planned:</b> We have created and implemented a review process to mitigate these errors. Part III of the FISAP will be reviewed by an Accounting Supervisor, then Accounting Manager to ensure accuracy and completeness of the numbers and supporting documentation. After the numbers are input by the Director of Financial Aid, Part III will then be reviewed by a member of accounting services to verify the accuracy of inputs.</p> <p><b>Contact Person:</b> David Hughes, Director of Financial Aid, 435-586-7734</p> <p><b>Anticipated Completion Date:</b> December 31, 2019</p>
2017-007	2017	<p><b>Finding:</b> <u>Inadequate Internal Controls Over Subrecipient Monitoring Pre-award Requirements</u> (Utah State Board of Education)</p> <p><b>Status:</b> Implemented – corrective action taken.</p>
2017-008	2017	<p><b>Finding:</b> <u>Lack of Documentation for Evaluation of Subrecipient Risk of Noncompliance</u> (Utah State Board of Education)</p> <p><b>Status:</b> Implemented – corrective action taken.</p>
2018-009	2018	<p><b>Finding:</b> <u>Inadequate Controls Over Subrecipient Monitoring</u> (Utah State Board of Education)</p> <p><b>Status:</b> Implemented – corrective action taken.</p>
2018-010	2017	<p><b>Finding:</b> <u>Noncommunication of Pre-Award Information to Subrecipients</u> (Utah State Board of Education)</p> <p><b>Status:</b> Implemented – corrective action taken.</p>

**SUMMARY SCHEDULE OF PRIOR AUDIT FINDINGS**  
**FOR YEARS PRIOR TO THE YEAR ENDED JUNE 30, 2019**

*Status as of June 30, 2019*

**U.S. DEPARTMENT OF EDUCATION (continued)**

Finding	Initial Year	Status of Findings and Questioned Costs
2018-011	2018	<p><b>Finding:</b> <u>No Verification of LEA Suspension and Debarment Status</u> (Utah State Board of Education)</p> <p><b>Status:</b> Implemented – corrective action taken.</p>

## SUMMARY SCHEDULE OF PRIOR AUDIT FINDINGS FOR YEARS PRIOR TO THE YEAR ENDED JUNE 30, 2019

*Status as of June 30, 2019*

### U.S. DEPARTMENT OF HEALTH AND HUMAN SERVICES

Finding	Initial Year	Status of Findings and Questioned Costs
2017-011	2015	<p><b>Finding:</b> <u>Inadequate Internal Controls Over Eligibility</u> (Utah Department of Health)</p> <p><b>Questioned Costs:</b> \$22,248 The Health Resources and Services Administration management decision letter dated January 11, 2019, deemed questioned costs of \$870 as unallowable. The repayment of \$870 was made by warrant on January 25, 2019.</p> <p><b>Status:</b> Repeated in fiscal year 2018, see finding 2018-013.</p>
2017-012	2017	<p><b>Finding:</b> <u>LIHEAP Eligibility Determination Errors and Invalid Documentation</u> (Utah Department of Workforce Services)</p> <p><b>Questioned Costs:</b> \$460 The Utah Department of Workforce Services has not received a management decision regarding the questioned costs.</p> <p><b>Status:</b> Implemented – corrective action taken.</p>
2018-012	2018	<p><b>Finding:</b> <u>Inadequate Internal Controls Over Subrecipient Determination and Monitoring</u> (Utah Department of Health)</p> <p><b>Status:</b> Partially corrected.</p> <p><b>Reasons for Recurrence:</b> Corrective action was not fully implemented until January 1, 2019.</p> <p><b>Partial Corrective Action Taken:</b> Both contracts identified in the finding were changed to the appropriate designation. The program attended department-wide grant training and is utilizing an AGA questionnaire provided in the training to ensure all contractual relationships are properly classified.</p> <p><b>Corrective Action Planned:</b> All planned corrective action was completed as of January 1, 2019.</p> <p><b>Contact Person:</b> Amelia Self, Prevention, Treatment and Care Program Manager, 801-538-6221 Brianna Glenn, Policy and Eligibility Manager, 801-538-6738</p> <p><b>Anticipated Completion Date:</b> January 1, 2019</p>

## SUMMARY SCHEDULE OF PRIOR AUDIT FINDINGS FOR YEARS PRIOR TO THE YEAR ENDED JUNE 30, 2019

*Status as of June 30, 2019*

### U.S. DEPARTMENT OF HEALTH AND HUMAN SERVICES (continued)

Finding	Initial Year	Status of Findings and Questioned Costs
2018-013	2015	<p><b>Finding:</b> <u>Inadequate Internal Controls Over Eligibility</u> (Utah Department of Health)</p> <p><b>Questioned Costs:</b> \$9,897 The Health Resources and Services Administration (HRSA) has reviewed the \$9,897 of questioned costs and determined that no monetary recoveries are necessary, per the HRSA management decision letter dated July 12, 2019.</p> <p><b>Status:</b> Partially corrected.</p> <p><b>Reasons for Recurrence:</b> Corrective action was not fully implemented until April 1, 2019.</p> <p><b>Partial Corrective Action Taken:</b> Additional controls were implemented over the approval of program sponsored insurance coverage, including additional documentation and review of client eligibility. Policies and procedures regarding vigorous pursuit and health insurance assessments have been revised. Partners and staff received training on new policies on March 14, 2019. Policies were fully implemented on April 1, 2019.</p> <p><b>Corrective Action Planned:</b> All planned corrective action was completed as of April 1, 2019.</p> <p><b>Contact Person:</b> Amelia Self, Prevention, Treatment and Care Program Manager, 801-538-6221 Brienne Glenn, Policy and Eligibility Manager, 801-538-6738</p> <p><b>Anticipated Completion Date:</b> April 1, 2019</p>
2018-014	2018	<p><b>Finding:</b> <u>Inadequate Internal Controls Over Preparation of SF-425 Reports for SAPT</u> (Utah Department of Human Services)</p> <p><b>Status:</b> Implemented – corrective action taken.</p>
2018-015	2018	<p><b>Finding:</b> <u>Inadequate Internal Controls Over Preparation of SF-425 Reports for SAMH Projects</u> (Utah Department of Human Services)</p> <p><b>Status:</b> Implemented – corrective action taken.</p>

**SUMMARY SCHEDULE OF PRIOR AUDIT FINDINGS**  
**FOR YEARS PRIOR TO THE YEAR ENDED JUNE 30, 2019**

*Status as of June 30, 2019*

**U.S. DEPARTMENT OF HEALTH AND HUMAN SERVICES (continued)**

Finding	Initial Year	Status of Findings and Questioned Costs
2018-016	2018	<p><b>Finding:</b> <u>Inadequate Internal Controls Over CCDF Eligibility</u> (Utah Department of Workforce Services)</p> <p><b>Questioned Costs:</b> \$8,723 The \$8,723 of questioned cost will not be pursued for recovery by the Administration for Children and Families (ACF), per the ACF management decision letter dated September 3, 2019.</p> <p><b>Status:</b> Partially corrected.</p> <p><b>Reasons for Recurrence:</b> The Department of Workforce Services (DWS) has updated Child Care policy, Section 730 - Eligibility Period, to address when reviews are accepted, effective April 1, 2019. DWS has established that Child Care reviews cannot be shortened or lengthened. DWS implemented a system to lock-in the Child Care program until the next review. An update was given to staff educating them on the lock-in in July 2018. In September 2018, staff meetings were attended by the Child Care Program Specialist to instruct staff of the policy requirements on the updated Child Care policy. Because the updated policy was not in place for a majority of the year, the finding is considered partially corrected.</p> <p><b>Partial Corrective Action Taken:</b> The updated policy was implemented April 1, 2019.</p> <p><b>Corrective Action Planned:</b> The corrective action was completed but was not in place for the majority of the fiscal year.</p> <p><b>Contact Person:</b> Tilila Taulanga, Program Specialist, 801-833-2007</p> <p><b>Anticipated Completion Date:</b> April 1, 2019</p>

## SUMMARY SCHEDULE OF PRIOR AUDIT FINDINGS FOR YEARS PRIOR TO THE YEAR ENDED JUNE 30, 2019

*Status as of June 30, 2019*

### U.S. DEPARTMENT OF HEALTH AND HUMAN SERVICES (continued)

Finding	Initial Year	Status of Findings and Questioned Costs
2018-017	2018	<p><b>Finding:</b> <u>Inadequate Internal Controls Over TANF Child Support Non-Cooperation</u> (Utah Department of Workforce Services)</p> <p><b>Questioned Costs:</b> \$3,980 The Utah Department of Workforce Services has not received a management decision regarding the questioned costs.</p> <p><b>Status:</b> Partially corrected.</p> <p><b>Reasons for Recurrence:</b> The corrective action required a computer system change and the department worked with Office of Recovery Services to identify the technical solution. As a result of the coordination and resources required to make the technical change the solution was not implemented for the majority of the fiscal year.</p> <p><b>Partial Corrective Action Taken:</b> The system enhancement was made and implemented April 1, 2019.</p> <p><b>Corrective Action Planned:</b> The corrective action was completed but was not in place for the majority of the fiscal year.</p> <p><b>Contact Person:</b> Liz Carver, Director, Workforce Development Program &amp; Training, 801-526-9327</p> <p><b>Anticipated Completion Date:</b> April 1, 2019</p>
2018-018	2018	<p><b>Finding:</b> <u>Inadequate Internal Controls Over Reporting</u> (Utah Department of Workforce Services)</p> <p><b>Status:</b> Partially corrected.</p> <p><b>Reasons for Recurrence:</b> The corrective action required a policy change. Due to coordination across programs, computer systems, and reporting, policy was published January 1, 2019. The federal reporting time frame was such that the first implementation of the new process couldn't occur prior to December 2018.</p> <p><b>Partial Corrective Action Taken:</b> Policy was implemented January 1, 2019, and the new process is being used.</p> <p><b>Corrective Action Planned:</b> The corrective action was completed, but was not in place for the majority of the fiscal year.</p> <p><b>Contact Person:</b> Liz Carver, Director, Workforce Development Program &amp; Training, 801-526-9327</p> <p><b>Anticipated Completion Date:</b> January 1, 2019</p>

## SUMMARY SCHEDULE OF PRIOR AUDIT FINDINGS FOR YEARS PRIOR TO THE YEAR ENDED JUNE 30, 2019

*Status as of June 30, 2019*

### U.S. DEPARTMENT OF THE INTERIOR

Finding	Initial Year	Status of Findings and Questioned Costs
2018-019	2018	<p><b>Finding:</b> <u>Internal Control Weaknesses Over Federal Reports</u> (Utah Department of Agriculture and Food)</p> <p><b>Status:</b> Implemented – corrective action taken.</p>
2018-020	2018	<p><b>Finding:</b> <u>Inadequate Internal Controls Over and Noncompliance with Allowable Payroll-Related Charges</u> (Utah Department of Agriculture and Food)</p> <p><b>Questioned Costs:</b> \$10,546 The \$10,546 questioned costs were repaid by reducing the Basin State Salinity grant draw on July 29, 2019 by this amount. This repayment was reported on the SF270 Request for Reimbursement report for the quarter ending June 30, 2019.</p> <p><b>Status:</b> Implemented – corrective action taken.</p>
2018-021	2018	<p><b>Finding:</b> <u>Internal Control Weaknesses and Noncompliance with Procurement, Suspension &amp; Debarment, and Subrecipient Pre-Award Requirements</u> (Utah Department of Agriculture and Food)</p> <p><b>Status:</b> Implemented – corrective action taken.</p>
2018-022	2018	<p><b>Finding:</b> <u>Failure to Monitor Subrecipient Single Audit Reports</u> (Utah Department of Agriculture and Food)</p> <p><b>Status:</b> Implemented – corrective action taken.</p>
2018-023	2018	<p><b>Finding:</b> <u>Error in Reimbursement Request Calculation</u> (Utah Department of Agriculture and Food)</p> <p><b>Status:</b> Implemented – corrective action taken.</p>
2018-024	2018	<p><b>Finding:</b> <u>Inadequate Controls Over Capital Asset Inventory</u> (Utah Department of Natural Resources)</p> <p><b>Status:</b> Implemented – corrective action taken.</p>

## SUMMARY SCHEDULE OF PRIOR AUDIT FINDINGS FOR YEARS PRIOR TO THE YEAR ENDED JUNE 30, 2019

*Status as of June 30, 2019*

### U.S. DEPARTMENT OF JUSTICE

Finding	Initial Year	Status of Findings and Questioned Costs
2017-018	2017	<p><b>Finding:</b> <u>Inadequate Internal Controls and Noncompliance with Federal Cash Management Requirements</u> (Commission on Criminal and Juvenile Justice, Utah Office for Victims of Crime)</p> <p><b>Questioned Costs:</b> \$139,194 Per their management decision letter dated March 19, 2019, the U.S. Department of Justice, Office of Justice Programs is not requesting return of the \$139,194 questioned costs.</p> <p><b>Status:</b> Repeated in fiscal year 2018, see finding 2018-027.</p>
2018-025	2017	<p><b>Finding:</b> <u>Internal Control Deficiencies Over and Errors in Financial &amp; Performance Reporting, Matching, and Earmarking</u> (Commission on Criminal and Juvenile Justice, Utah Office for Victims of Crime)</p> <p><b>Status:</b> Partially corrected.</p> <p><b>Reasons for Recurrence:</b> This finding reoccurred due to lack of staff availability and training, in addition to unforeseen policy amendments and updates.</p> <p><b>Partial Corrective Action Taken:</b> The Utah Office for Victims of Crime (UOVC) policies were updated January 3, 2017 and July 28, 2018 to enhance internal controls over the preparation of financial and performance reports as well as direction to use expenditures recorded in FINET to ensure accuracy in reporting. Effective January 28, 2019, UOVC's monitoring policy was updated, stating that grant analysts are required to review quarterly PMT reports. Effective March 1, 2019, UOVC implemented a policy requiring subrecipients to submit supporting documentation for all match funds for each billing. UOVC grant analysts review this supporting documentation at the time it is submitted. Beginning May 1, 2019, auditors verified that subrecipients had supporting documentation for their PMT reports during the annual desk review. All UOVC federal grant funded and federal grant management staff attended a two-day federal grant management training from the federal entity's grant management training contractor on June 6 and 7, 2019. This training was coordinated by the Commission on Criminal and Juvenile Justice (CCJJ) for all such CCJJ and UOVC staff.</p> <p><b>Corrective Action Planned:</b> Planned corrective action is described in the current year's Corrective Action Plan for finding 2019-017.</p> <p><b>Contact Person:</b> Gary Scheller, Director UOVC, 801-238-2362</p> <p><b>Anticipated Completion Date:</b> August 31, 2019</p>



**SUMMARY SCHEDULE OF PRIOR AUDIT FINDINGS**  
**FOR YEARS PRIOR TO THE YEAR ENDED JUNE 30, 2019**

*Status as of June 30, 2019*

**U.S. DEPARTMENT OF JUSTICE (continued)**

2018-026	2017	<p><b>Finding:</b> <u>Inadequate Internal Controls and Noncompliance with Subrecipient Monitoring Requirements</u> (Commission on Criminal and Juvenile Justice, Utah Office for Victims of Crime)</p> <p><b>Status:</b> Partially corrected.</p> <p><b>Reasons for Recurrence:</b> This finding reoccurred due to lack of staff availability and training as well as issues coordinating with the grants management system regarding risk assessments and documentation of monitoring activities.</p> <p><b>Partial Corrective Action Taken:</b> In fiscal year 2019 the Utah Office for Victims of Crime (UOVC) began documenting risk assessments in the online grants management system. UOVC added an audit manager in October 2018 who has education and professional experience in auditing, and this staff's focus is on internal and external grant compliance to help address these concerns. An additional auditor was hired in May 2019 to assist in completing desk reviews and site visits of subrecipients. All UOVC federal grant funded and federal grant management staff attended a two-day federal grant management training from the federal entity's grant management training contractor on June 6 and 7, 2019. This training was coordinated by the Commission on Criminal and Juvenile Justice (CCJJ) for all such CCJJ and UOVC staff.</p> <p><b>Corrective Action Planned:</b> Planned corrective action is described in the current year's Corrective Action Plan for finding 2019-018.</p> <p><b>Contact Person:</b> Gary Scheller, Director UOVC, 801-238-2362</p> <p><b>Anticipated Completion Date:</b> August 31, 2019</p>
----------	------	---

## SUMMARY SCHEDULE OF PRIOR AUDIT FINDINGS FOR YEARS PRIOR TO THE YEAR ENDED JUNE 30, 2019

*Status as of June 30, 2019*

### U.S. DEPARTMENT OF JUSTICE (continued)

2018-027	2017	<p><b>Finding:</b> <u>Timing and Calculation Errors in Federal Cash Draws</u> (Commission on Criminal and Juvenile Justice, Utah Office for Victims of Crime)</p> <p><b>Status:</b> Partially corrected.</p> <p><b>Reasons for Recurrence:</b> This finding reoccurred due to lack of staff training and timing of policy full implementation.</p> <p><b>Partial Corrective Action Taken:</b> The Utah Office for Victims of Crime (UOVC) policies specific to this finding were updated on July 28, 2018.</p> <p><b>Corrective Action Planned:</b> Planned corrective action is described in the current year's Corrective Action Plan for finding 2019-019.</p> <p><b>Contact Person:</b> Gary Scheller, Director UOVC, 801-238-2362</p> <p><b>Anticipated Completion Date:</b> August 31, 2019</p>
2018-028	2018	<p><b>Finding:</b> <u>No Allocation of Leave Balances Between Activities</u> (Commission on Criminal and Juvenile Justice, Utah Office for Victims of Crime)</p> <p><b>Status:</b> Partially corrected.</p> <p><b>Reasons for Recurrence:</b> This finding reoccurred due to lack of staff training and availability of recorded data and information in the state time management system, timing of policy implementation.</p> <p><b>Partial Corrective Action Taken:</b> Training has occurred with all grant funded staff, their time approval supervisors and the agency financial manager. The financial manager has been provided additional access to the state's time entry system for the purpose of additional review of time entry. All Utah Office for Victims of Crime (UOVC) federal grant funded and federal grant management staff attended a two-day federal grant management training from the federal entity's grant management training contractor on June 6 and 7, 2019. This training was coordinated by the Commission on Criminal and Juvenile Justice (CCJJ) for all such CCJJ and UOVC staff.</p> <p><b>Corrective Action Planned:</b> Continued training, monitoring and access permission to the state's time reporting system will be pursued to assure proper reporting and tracking occurs.</p> <p><b>Contact Person:</b> Gary Scheller, Director UOVC, 801-238-2362</p> <p><b>Anticipated Completion Date:</b> August 31, 2019</p>

**SUMMARY SCHEDULE OF PRIOR AUDIT FINDINGS**  
**FOR YEARS PRIOR TO THE YEAR ENDED JUNE 30, 2019**

*Status as of June 30, 2019*

**U.S. DEPARTMENT OF JUSTICE (continued)**

2018-029	2018	<p><b>Finding:</b> <u>Improper Crime Victim Compensation Expenditures</u> (Commission on Criminal and Juvenile Justice, Utah Office for Victims of Crime)</p> <p><b>Questioned Costs:</b> \$12,224     The Utah Commission on Criminal and Juvenile Justice has not received a management decision regarding the questioned costs.</p> <p><b>Status:</b> Partially corrected.</p> <p><b>Reasons for Recurrence:</b> Payment errors: Timing of policy implementation and period of review.  Waived insurance requirements: Internal policy not codified in administrative rule.</p> <p><b>Partial Corrective Action Taken:</b> The Reparations Program Manager continues weekly staff meetings and one on one coaching with reparations staff as well as periodic random reviews of claims. Additional training and review of payment and other processes and standards increased. A draft administrative rule codifying insurance waivers was presented to the Utah Office for Victims of Crime Board and approved June 11, 2019 and will be submitted to Rules for adoption.</p> <p><b>Corrective Action Planned:</b> Planned corrective action is described in the current year's Corrective Action Plan for finding 2019-014.</p> <p><b>Contact Person:</b> Gary Scheller, Director UOVC, 801-238-2362</p> <p><b>Anticipated Completion Date:</b> August 31, 2019</p>
----------	------	--

**SUMMARY SCHEDULE OF PRIOR AUDIT FINDINGS**  
**FOR YEARS PRIOR TO THE YEAR ENDED JUNE 30, 2019**

*Status as of June 30, 2019*

**U.S. DEPARTMENT OF JUSTICE (continued)**

2018-030	2018	<p><b>Finding:</b> <u>Internal Controls Over Federal Cash Management Requirements not Established</u> (Commission on Criminal and Juvenile Justice, Utah Office for Victims of Crime)</p> <p><b>Status:</b> Partially corrected.</p> <p><b>Reasons for Recurrence:</b> This finding reoccurred due to lack of staff availability and training, timing of policy implementation and additional amendments and updates.</p> <p><b>Partial Corrective Action Taken:</b> The Utah Office for Victims of Crime (UOVC) policies specific to this finding were updated January 2017 and July 2018. All UOVC federal grant funded and federal grant management staff attended a two-day federal grant management training from the federal entity's grant management training contractor on June 6 and 7, 2019. This training was coordinated by the Commission on Criminal and Juvenile Justice (CCJJ) for all such CCJJ and UOVC staff.</p> <p><b>Corrective Action Planned:</b> Administrative costs drawn from grants are drawn monthly rather than quarterly as had historically been the case. Drawn amounts are verified to balance to expenditures in FINET and reviewed by agency director or financial manager.</p> <p><b>Contact Person:</b> Gary Scheller, Director UOVC, 801-238-2362</p> <p><b>Anticipated Completion Date:</b> August 31, 2019</p>
----------	------	---

**SUMMARY SCHEDULE OF PRIOR AUDIT FINDINGS**  
**FOR YEARS PRIOR TO THE YEAR ENDED JUNE 30, 2019**

*Status as of June 30, 2019*

**U.S. DEPARTMENT OF JUSTICE (continued)**

2018-031	2018	<p><b>Finding:</b> <u>Internal Control Deficiencies Over and Errors in Financial &amp; Performance Reporting</u> (Commission on Criminal and Juvenile Justice, Utah Office for Victims of Crime)</p> <p><b>Status:</b> Partially corrected.</p> <p><b>Reasons for Recurrence:</b> This finding reflects primarily a change in federal reporting criteria implemented in 2015 and the added criteria not previously being tracked in Utah Office for Victims of Crime’s (UOVC) data system. It also reflects differences in the definition and categorization of crimes in state law and that of the data requested in federal report.</p> <p><b>Partial Corrective Action Taken:</b> The UOVC director and financial manager have communicated with and consulted with the federal entity to assure compliance with, to the best of their ability, the performance reporting requirements and the annual certification form and to resolve matters prior to the end term of the compliance “grace period.” All UOVC federal grant funded and federal grant management staff attended a two-day federal grant management training from the federal entity’s grant management training contractor on June 6 and 7, 2019. This training was coordinated by the Commission on Criminal and Juvenile Justice (CCJJ) for all such CCJJ and UOVC staff.</p> <p><b>Corrective Action Planned:</b> Planned corrective action is described in the current year’s Corrective Action Plan for finding 2019-016.</p> <p><b>Contact Person:</b> Gary Scheller, Director UOVC, 801-238-2362</p> <p><b>Anticipated Completion Date:</b> August 31, 2019 and ongoing.</p>
----------	------	--

**SUMMARY SCHEDULE OF PRIOR AUDIT FINDINGS**  
**FOR YEARS PRIOR TO THE YEAR ENDED JUNE 30, 2019**

*Status as of June 30, 2019*

**U.S. DEPARTMENT OF JUSTICE (continued)**

2018-032	2018	<p><b>Finding:</b> <u>Inadequate Internal Controls Over Period of Performance</u> (Commission on Criminal and Juvenile Justice, Utah Office for Victims of Crime)</p> <p><b>Status:</b> Not corrected.</p> <p><b>Reasons for Recurrence:</b> Utah’s Reparation Program is a state-administered program established in Utah law and funded primarily with state dollars comprised of the fluctuating amounts collected monthly from a surcharge on criminal fines penalties and fees. The agency does not have a set legislative appropriated amount upon which to plan each year. The program also receives a federal formula grant based upon the amount expended the prior year. The federal program does not require each specific expenditure be identified as having been made with state or federal funds. Utah Office for Victims of Crime’s (UOVC) has historically drawn from the federal grant when it appears the state surcharge will be inadequate to meet current and anticipated expenditures. This permits the greatest degree of flexibility and solvency for the agency. UOVC is however, evaluating the most effective manner of addressing the finding of the auditor.</p> <p><b>Partial Corrective Action Taken:</b> UOVC continues its consultation with the awarding federal entity and the other state’s administering agencies who also receive this grant funding. UOVC is contemplating and developing resolutions which will provide the level of accountability the auditor determines necessary, which also enable the agency to complete its mission.</p> <p><b>Corrective Action Planned:</b> Planned corrective action is described in the current year’s Corrective Action Plan for finding 2019-015.</p> <p><b>Contact Person:</b> Gary Scheller, Director UOVC, 801-238-2362</p> <p><b>Anticipated Completion Date:</b> On going.</p>
----------	------	---

## SUMMARY SCHEDULE OF PRIOR AUDIT FINDINGS FOR YEARS PRIOR TO THE YEAR ENDED JUNE 30, 2019

*Status as of June 30, 2019*

### GENERAL FINDINGS

Finding	Initial Year	Status of Findings and Questioned Costs
2018-001	2018	<p><b>Finding:</b> <u>Inadequate Internal Controls Over Uncollectible Tax Estimates Used in Financial Reporting</u> (Utah State Tax Commission)</p> <p><b>Status:</b> Implemented – corrective action taken.</p>
2018-033	2011	<p><b>Finding:</b> <u>Working Capital Reserves in Excess of Federal Guidelines</u> (Utah Department of Administrative Services)</p> <p><b>This finding was issued to four internal service funds (ISF) in the Department of Administrative Services. A status is presented for each ISF.</b></p> <p><b><u>DIVISION OF PURCHASING AND GENERAL SERVICES</u></b></p> <p><b>Status:</b> Partially corrected.</p> <p><b>Reasons for Recurrence:</b></p> <p><u>Cooperative Contract Management:</u> This fund still has working capital reserves above the federally allowed amount. The Division of Purchasing and General Services (Division) has been decreasing its administrative fees each time a contract expires and is rebid. This, however, is a slow process since contracts only expire and are rebid every five years and the Division has nearly 1,100 state cooperative contracts. The Division has also experienced an increase in the usage of its state cooperative contracts by public entities each year over the past seven years. With this increase in the usage of state cooperative contracts has come a corresponding increase in the collection of administrative fees. If the adjustment of fees had simply involved decreasing the fees on a fixed usage of the contracts, the Division would have been able to reduce their retained earnings much sooner.</p> <p><u>Print Services:</u> This fund still has working capital reserves above the federally allowed amount. Print Services expenses increased from the prior year, which resulted in a net operating loss, but it was not enough to eliminate the excess reserve balance. The excess amount has decreased significantly, however, from \$80,573 as of June 30, 2018, to \$20,623 as of June 30, 2019.</p> <p><u>State Surplus Property:</u> State Surplus Property will be relocating in 2021 when the Utah State Prison is relocated. State Surplus will need to use these excess reserves to invest in a new building. The excess reserves are anticipated to continue until that time.</p>

## SUMMARY SCHEDULE OF PRIOR AUDIT FINDINGS FOR YEARS PRIOR TO THE YEAR ENDED JUNE 30, 2019

*Status as of June 30, 2019*

### GENERAL FINDINGS (continued)

Finding	Initial Year	Status of Findings and Questioned Costs
2018-033 (continued)	2011	<p><b>Partial Corrective Action Taken:</b></p> <p><u>Cooperative Contract Management:</u> The Division continues to decrease the administrative fees on each of its state cooperative contracts as each contract expires and is rebid. The Division is allowed under law to collect up to a 1.0 % administrative fee on each cooperative contract. Currently, the average administrative fee is 0.38 %.</p> <p>In addition, the Division has also hired two additional employees and invested in a new contract usage system and analytics tool. The new system and additional employees will help improve the management of its cooperative contracts. The system also will assist the Division in anticipating usage and decreasing the administrative fees of appropriate contracts.</p> <p><u>Print Services:</u> Print Services has reviewed and decreased its administrative fees.</p> <p><u>State Surplus Property:</u> State Surplus will use the excess reserve funds to invest in a new building when they relocate in 2021.</p> <p><b>Corrective Action Planned:</b> Planned corrective action is described in the current year's Corrective Action Plan for finding 2019-023.</p> <p><b>Contact Person:</b> Christopher Hughes, Director, 801-538-3254</p> <p><b>Anticipated Completion Date:</b> Cooperative Contract Management – June 30, 2022, Print Services – June 30, 2020, State Surplus Property – June 30, 2021.</p> <p><b><u>DIVISION OF FINANCE</u></b></p> <p><b>Status:</b> Implemented – corrective action taken. (Purchasing Card Services)</p>



## SUMMARY SCHEDULE OF PRIOR AUDIT FINDINGS FOR YEARS PRIOR TO THE YEAR ENDED JUNE 30, 2019

*Status as of June 30, 2019*

### GENERAL FINDINGS (continued)

Finding	Initial Year	Status of Findings and Questioned Costs
2018-033 (continued)	2011	<p><b><u>DIVISION OF RISK MANAGEMENT</u></b></p> <p><b>Status:</b> Partially corrected.</p> <p><b>Reasons for Recurrence:</b></p> <p style="margin-left: 40px;"><u>Workers' Compensation:</u> The Division was unaware of the magnitude of the adjustments to calculate the federal retained earnings balance and had worked to decrease just the retained earnings balance on the FINET accounting system so it was less than the retained earnings balance allowed by federal regulations.</p> <p style="margin-left: 40px;"><u>Property Self Insurance:</u> The Property fund had lower than anticipated claims in FY 2019, increasing the retained earnings balance.</p> <p><b>Partial Corrective Action Taken:</b></p> <p style="margin-left: 40px;"><u>Workers' Compensation:</u> The Division transferred \$5.5 million out of the fund during FY 2018 and FY 2019 to reduce the retained earnings balance. The Division has also requested a rate decrease beginning in FY 2020. The Division will be requesting an additional \$1 million transfer out of this fund in FY 2020.</p> <p style="margin-left: 40px;"><u>Property Liability Self Insurance:</u> The Division used a lower property rate than the actuary recommended for FY 2019 and FY 2020, and will use a lower property rate than the actuary recommended for FY 2021 to reduce retained earnings. The Division will watch results and request a rate for FY 2022 appropriate to keep retained earnings with in the 60-day federal guidelines.</p> <p><b>Corrective Action Planned:</b> Planned corrective action is described in the current year's Corrective Action Plan for finding 2019-023.</p> <p><b>Contact Person:</b> Brian Nelson, Director, 801-538-9576</p> <p><b>Anticipated Completion Date:</b> Workers Compensation Fund: June 30, 2020 Property Fund: June 30, 2021</p> <p><b><u>DIVISION OF FLEET OPERATIONS</u></b></p> <p><b>Status:</b> Implemented – corrective action taken. (Motor Pool and Travel Office)</p>

## SUMMARY SCHEDULE OF PRIOR AUDIT FINDINGS FOR YEARS PRIOR TO THE YEAR ENDED JUNE 30, 2019

*Status as of June 30, 2019*

### GENERAL FINDINGS (continued)

Finding	Initial Year	Status of Findings and Questioned Costs
2018-034	2011	<p><b>Finding:</b> <u>Working Capital Reserves in Excess of Federal Guidelines</u> (Utah Department of Human Resource Management)</p> <p><b>Status:</b> Partially corrected. (Human Resources Field Services – Implemented, Payroll Field Services – Not implemented)</p> <p><b>Reasons for Recurrence:</b> The excess retained earnings for Payroll Field Services was caused by lower than anticipated expenses.</p> <p><b>Partial Corrective Action Taken:</b> The Department of Human Resource Management (DHRM) is evaluating the Payroll Field Services' rate for fiscal year 2020 and will adjust it prior to billing, if necessary. DHRM anticipates this retained earnings balance will be in compliance with the 60-day working capital limit by June 30, 2020.</p> <p><b>Corrective Action Planned:</b> Planned corrective action is described in the current year's Corrective Action Plan for finding 2019-024.</p> <p><b>Contact Person:</b> Paul Garver, Executive Director, DHRM 801-538-3185 and Robbie Bullock, Human Resources Analyst, 801-538-3174</p> <p><b>Anticipated Completion Date:</b> June 30, 2020</p>
2018-035	2018	<p><b>Finding:</b> <u>Working Capital Reserves in Excess of Federal Guidelines</u> (Utah Department of Technology Services)</p> <p><b>Status:</b> Partially corrected. (Hosting Services – Not implemented, Network Services – Implemented)</p> <p><b>Reasons for Recurrence:</b> The adoption of cloud based hosting technologies has been slower than anticipated due to an effort by the Department of Technology Services (DTS) to implement strong governance and best practices in this area. DTS has also taken a conservative approach regarding spending by only investing in the infrastructure needed in the near term with the expectation that they will need to increase investment as cloud based hosting usage increases.</p> <p><b>Partial Corrective Action Taken:</b> DTS gave significant mid-year rate reductions and rebates in both FY 2018 and FY 2019 to Hosting Services customers of about \$1.3 million and \$900 thousand respectively. In addition, DTS has proposed rates for FY 2020 and FY 2021 which are lower than the projected actual costs to provide this service. This was done in order to further draw down Hosting Services retained earnings by about \$1.7 million in FY 2020 and \$900 thousand in FY 2021.</p>

## SUMMARY SCHEDULE OF PRIOR AUDIT FINDINGS FOR YEARS PRIOR TO THE YEAR ENDED JUNE 30, 2019

*Status as of June 30, 2019*

### GENERAL FINDINGS (continued)

Finding	Initial Year	Status of Findings and Questioned Costs
2018-035 (continued)	2018	<p>The advent and adoption of cloud based hosting technology will continue to change DTS operations and demand for DTS Hosting Services. As part of the DTS strategic plan, DTS will take advantage of cloud based hosting to provide even more efficient services. DTS is positioned to assist customers with a switch from hosting with DTS in the State Data Center to hosting with another provider. This switch will impact revenue; funds that would have been paid to DTS will now be paid to an outside vendor. Finally, many agencies are taking advantage of software as a service which, in some instances, moves the hosting services away from DTS to a vendor used by the software company. DTS currently estimates it will lose at least \$1.1 million to cloud based hosting services alone in FY 2020 and another \$1 million in FY 2021. These amounts are conservative estimates and if cloud based hosting services adoption continues to rise, DTS will likely see additional revenue shortfalls.</p> <p>As customers continue to transition from DTS Hosting services to cloud based hosting services, DTS will closely track the impact to Hosting Services revenues and expenses. DTS will annually review and adjust rates and will issue mid-year rebates if necessary to bring DTS Hosting Services into compliance with federal excess reserve guidelines by the end of FY 2022.</p> <p><b>Corrective Action Planned:</b> Planned corrective action is described in the current year’s Corrective Action Plan in finding 2019-025.</p> <p><b>Contact Person:</b> Dan Frei, Finance Director, 801-538-3459</p> <p><b>Anticipated Completion Date:</b> June 30, 2022</p>
2018-036	1997	<p><b>Finding:</b> <u>Working Capital Reserves in Excess of Federal Guidelines</u> (Public Employees Health Program)</p> <p><b>Status:</b> Partially corrected.</p> <p><b>Reasons for Recurrence:</b> The Public Employees Health Program (PEHP) State Medical, State Dental, Long-term Disability, and Medicare Supplement programs still have working capital reserves above the federally allowed amounts. This is because it is difficult to predict actual trends and experience. Actual results in claims experience that are different than PEHP’s initial assumptions have a significant impact on the level of working capital reserves.</p> <p><b>Partial Corrective Action Taken:</b> <u>State Medical</u> – As previously agreed with Cost Allocation Services (CAS), PEHP has refunded the federal portion of the excess reserve balance in this program as of June 30, 2018. Due to favorable claim experience, cost cutting measures, and higher than projected investment income, actual results were much better than expected in this program for fiscal year ending June 30, 2019. As a result, this program had reserves in</p>

## SUMMARY SCHEDULE OF PRIOR AUDIT FINDINGS FOR YEARS PRIOR TO THE YEAR ENDED JUNE 30, 2019

*Status as of June 30, 2019*

### GENERAL FINDINGS (continued)

Finding	Initial Year	Status of Findings and Questioned Costs
2018-036 (continued)	1997	<p>excess of the federally allowed amount as of June 30, 2019. PEHP plans to issue a \$30 million experience dividend from this program to participants in May 2020. This experience dividend is expected to bring the reserves in this program down to the federally allowable amount. When the State of Utah receives their share of the \$30 million experience dividend from PEHP, the Division of Finance will calculate the federal portion and submit it to CAS for their review and approval.</p> <p><u>State Dental</u> – PEHP paid out a \$4 million experience dividend to reduce the excess reserves in this program in fiscal year 2017. PEHP also did not increase the premium rate for this program for fiscal year 2018 and decreased the rate 2.89% for fiscal year 2019. Even with these measures, this program had an excess reserve balance above the federally allowed amount for fiscal year 2019. As previously agreed, PEHP will request the Division of Finance to calculate the federal portion of this excess reserve balance and submit it to CAS for their review and approval.</p> <p><u>Long-term Disability</u> – PEHP paid out a \$5.5 million experience dividend to reduce the excess reserves in this program in fiscal year 2017. PEHP also lowered the premium rate for this program from 0.6% to 0.5%. As previously agreed, PEHP has also refunded the federal portion of the excess reserve balance in this program as of June 30, 2018. Due to favorable claim experience and cost-cutting measures, this program still had reserves in excess of the federally allowed amount at June 30, 2019. PEHP plans to request approval from CAS for an additional year to study the current rates in relationship to claim trends. If there is still an excess reserve balance as of June 30, 2020, PEHP plans on refunding the federal portion of the excess reserve balance as of that date.</p> <p><u>Medicare Supplement</u> – Due to the large changes in the reserve for this program, the rate for calendar year 2019 was increased 3% from the prior year. The rate for calendar year 2020 was increased 4% and is expected to meet actual medical trend costs; whereas the rate for Medicare Part D was decreased by 6.5%. This program has recently had favorable claim experience and received pharmacy subsidies greater than expected amounts. PEHP plans to request approval from CAS for an additional year from the previously agreed upon excess reserve elimination deadline date of June 30, 2019 to determine if an excess reserve actually exists in this program. However, if this program continues to have excess reserves at June 30, 2020, PEHP plans on refunding the federal portion of the excess reserve balance as of that date.</p> <p><b>Corrective Action Planned:</b> Planned corrective action is described in the current year’s Corrective Action Plan for finding 2019-026.</p> <p><b>Contact Person:</b> Robert Dolphin, Chief Financial Officer, 801-366-7429</p> <p><b>Anticipated Completion Date:</b> June 30, 2021</p>

## SUMMARY SCHEDULE OF PRIOR AUDIT FINDINGS FOR YEARS PRIOR TO THE YEAR ENDED JUNE 30, 2019

*Status as of June 30, 2019*

### GENERAL FINDINGS (continued)

Finding	Initial Year	Status of Findings and Questioned Costs
2018-037	2018	<p><b>Finding:</b> <u>Working Capital Reserves in Excess of Federal Guidelines</u> (Utah State University)</p> <p><b>Status:</b> Implemented – corrective action taken.</p>
2018-038	2018	<p><b>Finding:</b> <u>Cost Allocation Implementation Errors</u> (Utah Department of Workforce Services)</p> <p><b>Status:</b> Partially corrected.</p> <p><b>Reasons for Recurrence:</b> The corrective action required implementation of additional reviews. As a result of the coordination and resources required to implement the additional reviews, the corrective action was not in place for the majority of the fiscal year.</p> <p><b>Partial Corrective Action Taken:</b> The Utah Department of Workforce Services strengthened existing internal controls to ensure that costs are appropriately recorded and to ensure that costs are allocated in accordance with the department’s federally-approved public assistance cost allocation plan. Specifically, the department (1) implemented additional reviews to ensure that costs are appropriately recorded directly to federal or state programs or to an appropriate cost center, and (2) added a review of the monthly cost allocation preparation by the department’s budget manager to ensure that random moment time study distributions include all appropriate strikes. The corrective action was fully implemented as of December 31, 2018.</p> <p><b>Corrective Action Planned:</b> The corrective action was completed, but was not in place for the majority of the fiscal year.</p> <p><b>Contact Person:</b> Nathan Harrison, Finance Director, 801-526-9402</p> <p><b>Anticipated Completion Date:</b> December 31, 2018.</p>

(This page intentionally left blank)