

# SB 136 HEALTHY LIFESTYLES REVISIONS

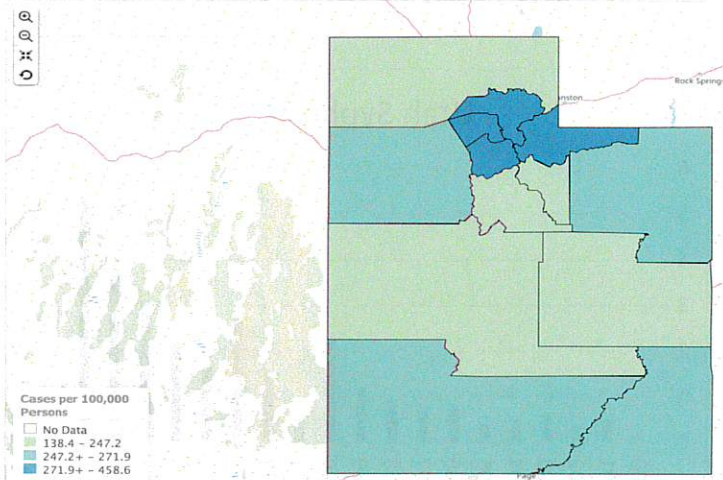


## Public Health Indicator Based Information System (IBIS) Utah's Public Health Data Resource

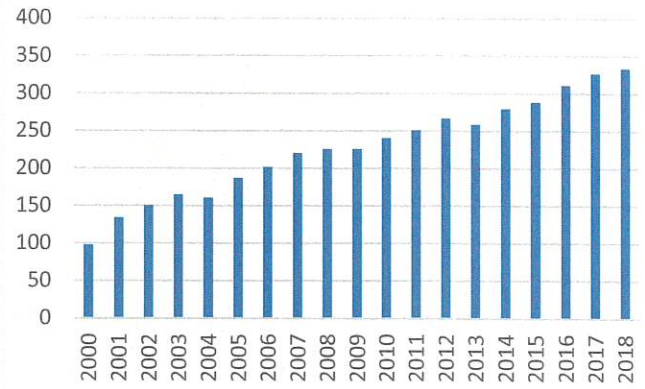
Path: [IBIS-PH](#) » [health indicators](#) » [index](#) » [report](#)

Chlamydia has seen a 240.31% increase in Utah.  
US has seen a 114.76% increase.

Chlamydia by Local Health District, Utah, 2018

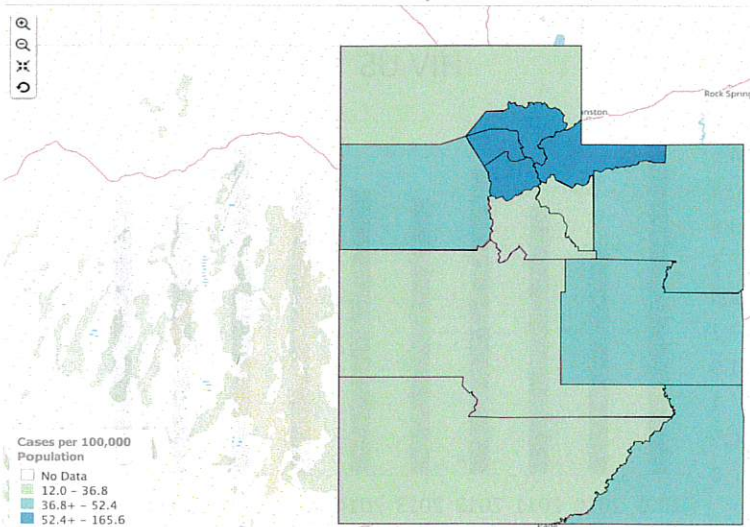


Utah

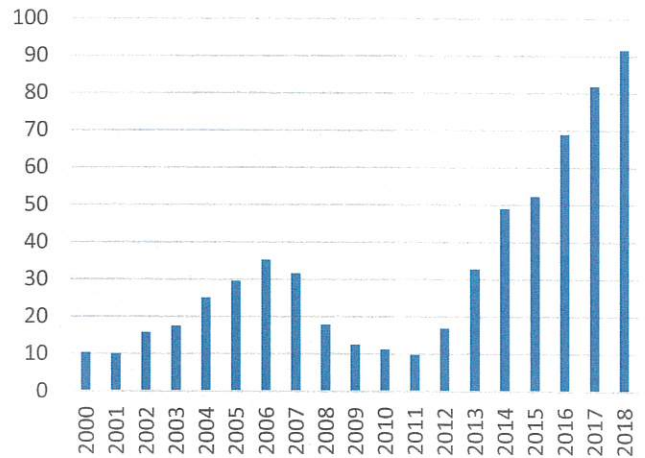


Gonorrhea has seen a 179.1% increase in Utah.  
US has seen an increase of 91.6%.

Gonorrhea by Local Health District, Utah, 2018



Utah Gonorrhea



# SB 136 HEALTHY LIFESTYLES REVISIONS



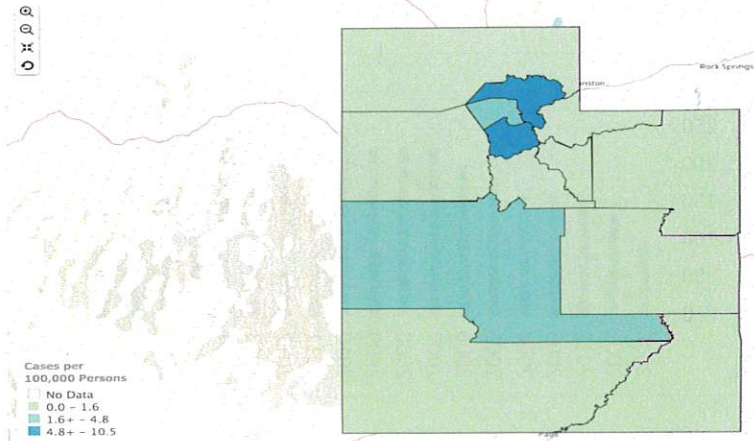
## Public Health Indicator Based Information System (IBIS)

Utah's Public Health Data Resource

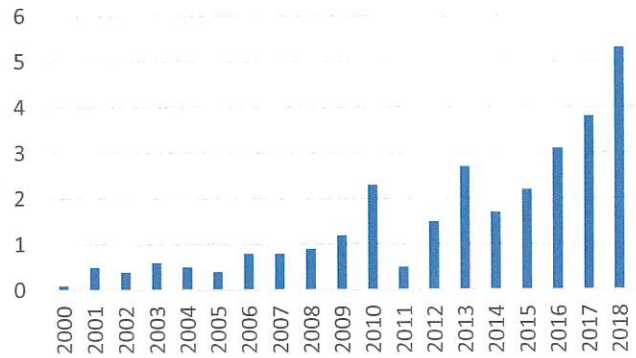
Path: [IBIS-PH](#) » [health indicators](#) » [index](#) » [report](#)

Syphilis has seen a 5200% increase in Utah.  
US has seen an increase of 414.29%

Primary and Secondary Syphilis by Local Health District, Utah, 2018

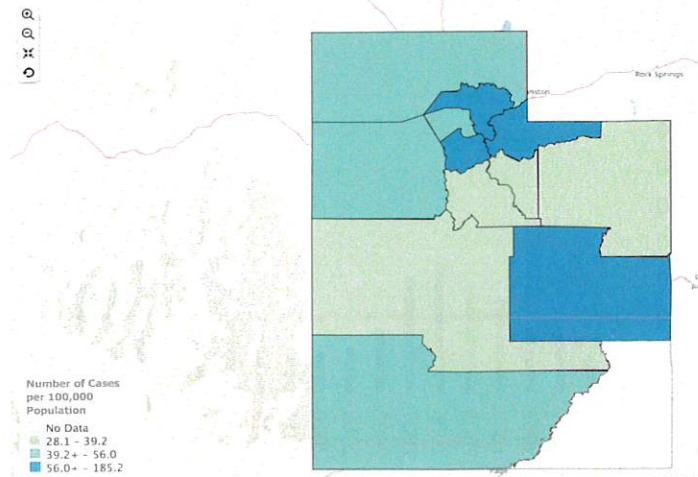


Utah Syphilis

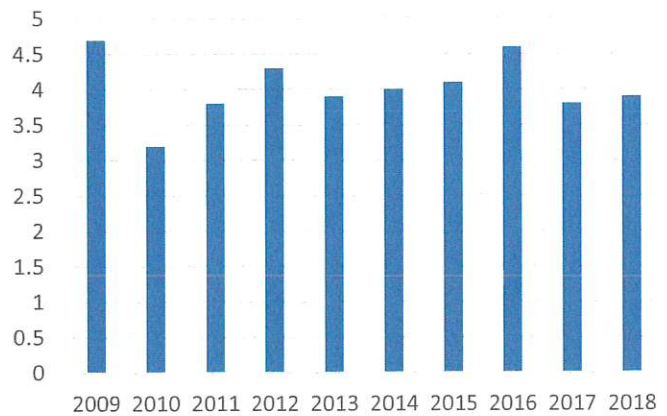


HIV has seen a 225.53% increase in Utah.  
US has seen an increase of 202.56%.

Number of People Living With HIV/AIDS by Local Health District, Utah, 20



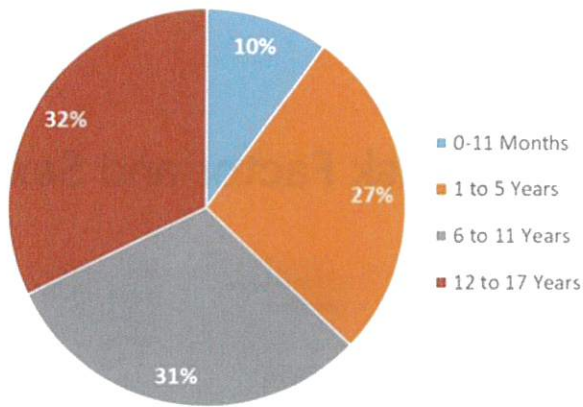
HIV US



Type	Category	COUNTER
Tip	Harassment	791
	Abuse	715
	Sexting	361
	Sexual Assault	347
	Sexual Misconduct	313
	Child Abuse	278
	Dating Violence	80
	Domestic Violence	35

These tips were reported in the following areas 7/10/17 through 2/18/20 by University Neuropsychiatric Institute

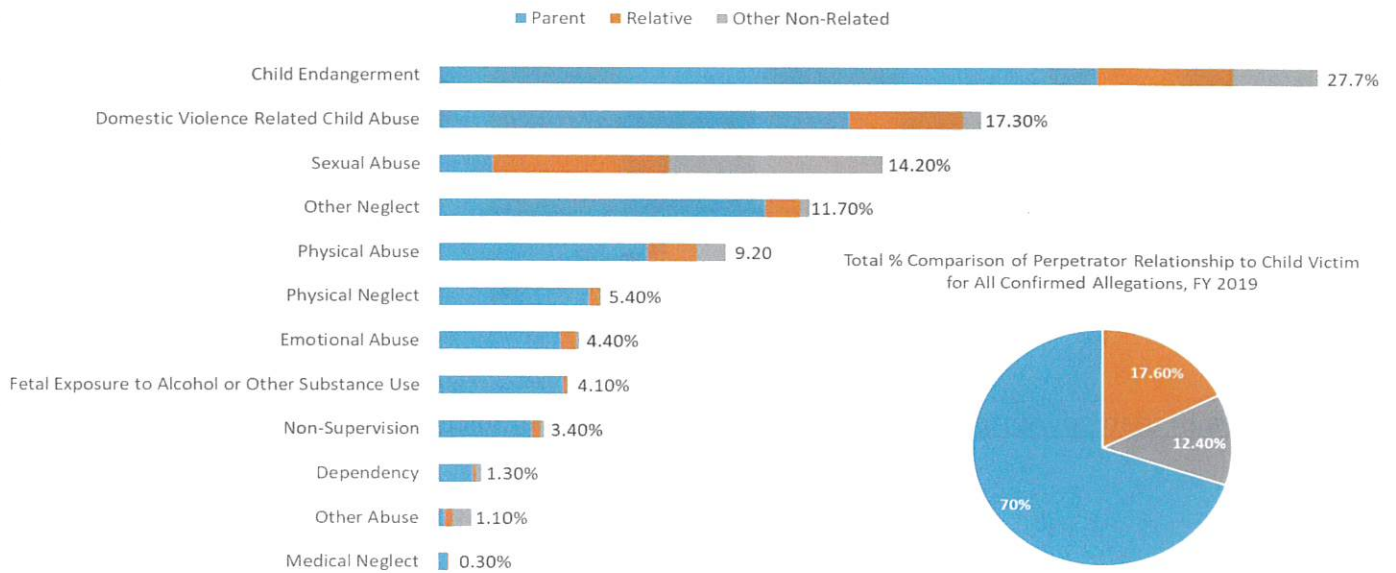
Confirmed Child Victims by Age for FY 2019



utah department of  
**human services**  
Child and Family Services  
dcfs.utah.gov

- 63% of Confirmed child victims are between the ages of 6-17.
- The abuse statistics shown below account for 45.10% of the cases
- Healthy lifestyles include recognizing sexual assault.
- 

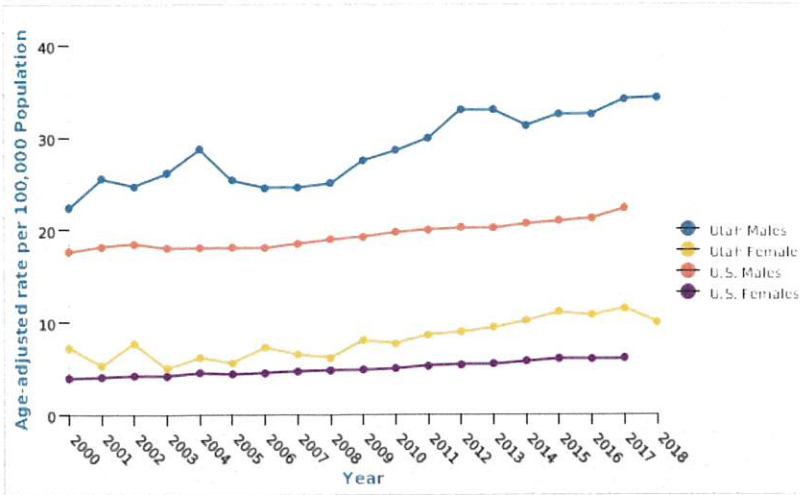
Confirmed Allegations by Type and Perpetrator Relationship to Victim, FY 2019



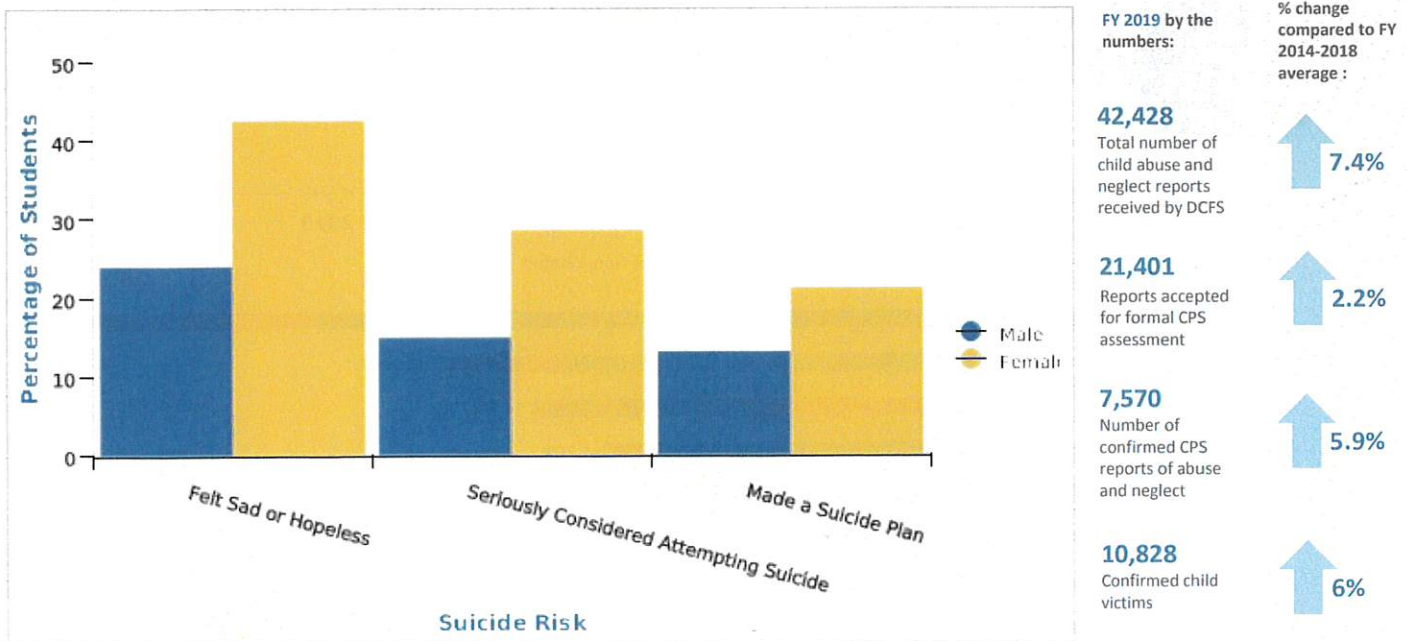
PLEASE NOTE: Percentages here are based on the total number of allegations received, not the total number of cases with each allegation as in previous reports. The total number of allegations in FY 2019 was 16,887.

<https://dcfs.utah.gov/wp-content/uploads/2018/12/quarterly.pdf>

# Suicide by Sex and Year, Utah and U.S., 2000-2018 and U.S. 2000-2017



# Suicide Risk Among High School Students by Risk Factor and Sex, Utah, 2017



[https://ibis.health.utah.gov/ibisph-view/indicator/complete\\_profile/SuicDth.html](https://ibis.health.utah.gov/ibisph-view/indicator/complete_profile/SuicDth.html) Utah Public Health DataDCFS