

Matheson Courthouse Lighting Upgrade

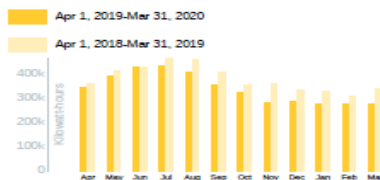
Matheson Courthouse Lighting Upgrade: Electricity Savings

Parking Garage Completed: March 2019

Interior Lighting Completed: Dec 2019

Matheson Annual kWh Usage

Last 12 months compared to previous / period



Apr 1, 2019-Mar 31, 2020

4.09m kWh

Apr 1, 2018-Mar 31, 2019

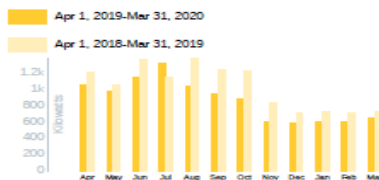
4.57m kWh

Difference

↓ 10.49 %

Matheson Annual Peak Demand

Last 12 months compared to previous / period



Apr 1, 2019-Mar 31, 2020

865 kW

Apr 1, 2018-Mar 31, 2019

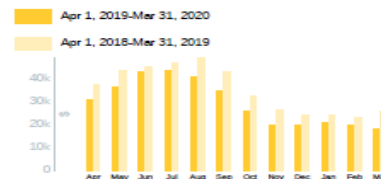
1,028 kW

Difference

↓ 15.85 %

Matheson Annual Electricity Cost Savings

Last 12 months compared to previous / period



Apr 1, 2019-Mar 31, 2020

\$352,668

Apr 1, 2018-Mar 31, 2019

\$420,942

Difference

↓ 16.22 %

- Total Project Cost: \$265,775
- RMP Incentives: \$34,501.20
- Projected Annual Energy Savings: 1,023,197 kWh
- Projected Annual Electric Cost Savings: \$64,175
- Actual Annual Savings: \$68,274
- Simple Payback: 3.6 years

Ogden Regional RCx

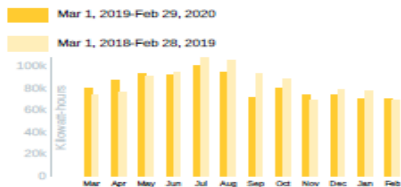
Ogden Regional EUI

Recommissioning Project: July 2018 to January 2019

Total Project Cost: \$10,339.67
RMP Incentive: \$3,678.22
Dominion Incentive: \$5,169.83
Annual Measured Cost Saving: \$5,373
Simple Payback: 0.2 years

Ogden Regional Center Electricity

Adjusted last 12 months compared to
/ previous period



Mar 1, 2019-Feb 29, 2020

994,908 kwh

Mar 1, 2018-Feb 28, 2019

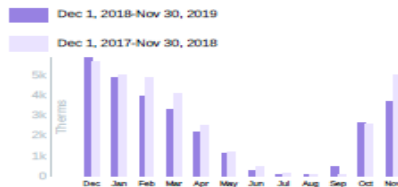
1.03m kwh

Difference

↓ **3.58 %**

Ogden Regional Center Natural Gas

Adjusted last 12 months compared to
/ previous period



Dec 1, 2018-Nov 30, 2019

28,822 thm

Dec 1, 2017-Nov 30, 2018

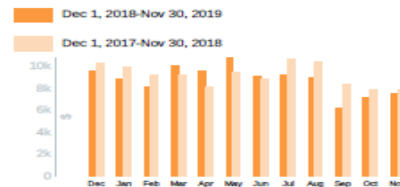
31,971 thm

Difference

↓ **9.85 %**

Ogden Public Safety Energy Cost

Adjusted last 12 months compared to
/ previous period



Dec 1, 2018-Nov 30, 2019

\$105,833

Dec 1, 2017-Nov 30, 2018

\$111,206

Difference

↓ **4.83 %**

Building OS

Recently had first direct meter integration

