

CARES Reporting

Public Education Appropriations
January 22, 2020


1

K-12 CARES Funding for Utah– 1st COVID Relief Package

Award	Amount	Purpose	Distribution Method	# LEAs Receiving Award	Reimbursement Deadline
Elementary and Secondary School Emergency Relief (ESSER) Award – 90% Formula Distribution	\$61,039,608	Address impact of COVID-19	Title I Formula	129	September 30, 2022
Elementary and Secondary School Emergency Relief (ESSER) Award – 10% State Set-Aside Award	\$780,721	Address impact of COVID-19: State education agency discretion	\$21,194 base funding to all LEAs	49	September 30, 2022
Governor's Emergency Education Relief Fund (GEER)	\$29,189,663	Institutions that have been most significantly impacted (any public school providing in-person instruction)	Targeted to students at-risk and students with disabilities	148	September 30, 2022
Coronavirus Relief Funds– LEA Grants for PPE, CRF, and San Juan WIFI	\$22,900,000	Personal protective equipment (PPE), classroom supplies, enhancements and equipment	\$5,000 base plus distribution (PPE and CRF)	152	June 30, 2021

2

Award Title	Total Award Value	Amount Reimbursed* (As of January 20, 2020)	% of Total Award Requested for Reimbursement
ESSER 90%	\$61,039,608	\$26,912,225	44.1%
ESSER 10% LEA Base	\$780,721	\$153,303	19.6%
GEER	\$29,189,663	\$2,813,539	9.6%
K-12 PPE	\$2,852,907	\$2,094,313	73.4%
K-12 Coronavirus Relief Grant	\$14,100,000	\$6,307,337	44.7%
K-12 Broadband	\$5,000,000	\$4,660,672	93.2%
San Juan WiFi	\$3,900,000	\$1,550,622	38.8%
High School Testing Grant	\$2,750,490	\$742,120	27.0%


Utah State Board of Education 

3

CARES Survey Components

Reporting Period: March 13, 2020 and September 30, 2020

- Federal reporting requirements for ESSER and GEER from the U.S. Department of Education
 - 32 Questions
 - Financial and implementation data from the LEAs in compliance with required reporting elements
- Utah Legislative Requests for Reporting for CARES
 - 8 Questions
 - Developed in concert with the Legislative Fiscal Analyst office to complement federal reporting elements
- Utah State Board of Education inquires
 - 14 questions

Utah State Board of Education 

4

Use of CARES Funds

5

Most common uses of ESSER Funds

Category	LEAs	Dollar amount
Sanitization and minimizing the spread of infectious disease	89	\$7,538,680
Purchasing educational technology	71	\$4,953,667
Summer learning and supplemental afterschool programs	37	\$2,405,790
Activities focused specifically to address unique needs of student groups	35	\$2,153,067
Providing mental health services and support	12	\$159,625
<i>Other</i>	39	\$3,435,431

6

Internet Services for Students

	ESSER	GEER	SEA 10% Set-Aside
LEAs using award to provide home internet access for students	7	1	0
Mobile hotspots w/ paid data plans	6	1	N/A
Internet connected devices w/ paid data plans	0	0	N/A
District pays for the cost of home Internet subscription for student	1	1	N/A
District provides home Internet access through a district-managed wireless network	0	0	N/A
Other	0	0	N/A

USBE awarded an additional 39 LEAs with a total of \$4.7M for K-12 Broadband/Wi-Fi grants using state Coronavirus Relief Funds (CRF); Also allocated \$3.1M for San Juan Wi-Fi grant

Utah State Board of Education



7

Devices for Students

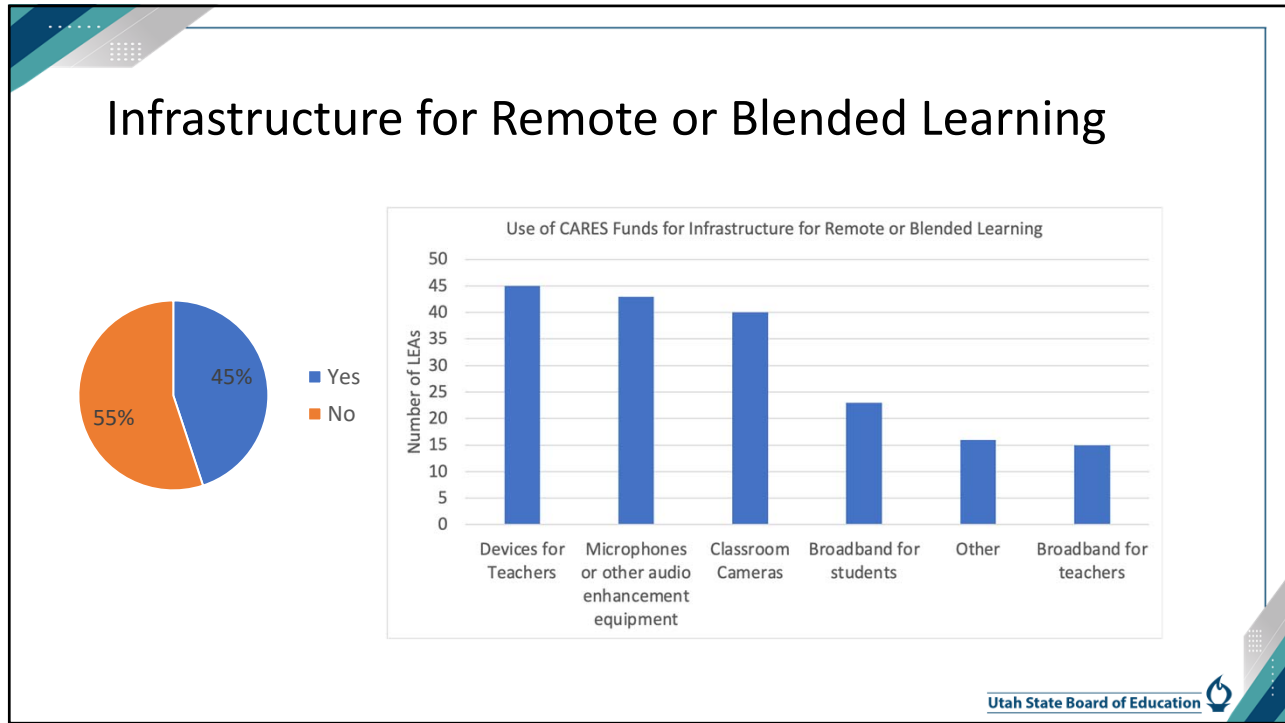
	ESSER	GEER	SEA 10% Set-Aside	Total as percent of student enrollment
Number of Student-Dedicated Devices Purchased	3679 (28 LEAs)	896 (11 LEAs)	189 (5 LEAs)	.7% (4764/665,306)

Utah LEAs had existing devices in schools that they deployed for remote learning that were funded through the state Digital Teaching and Learning program (serving 90%+ of students in the state). LEAs also used the CRF grant to provide devices for students.

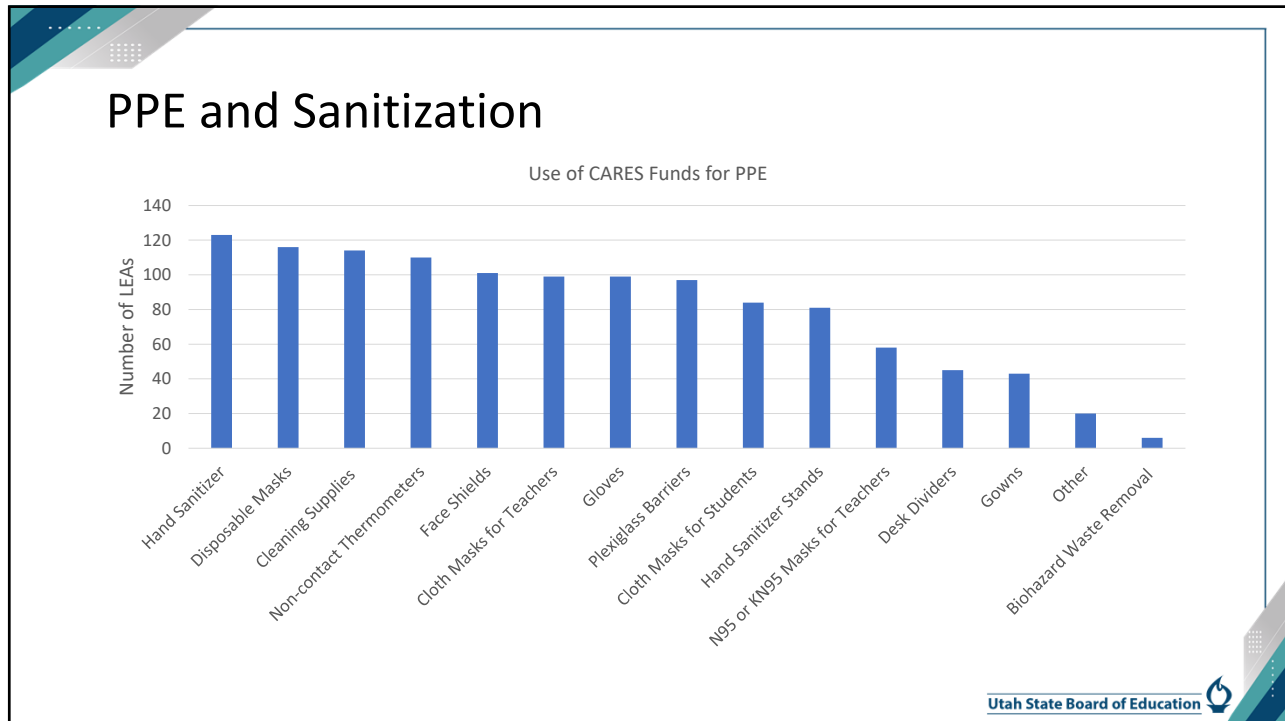
Utah State Board of Education



8

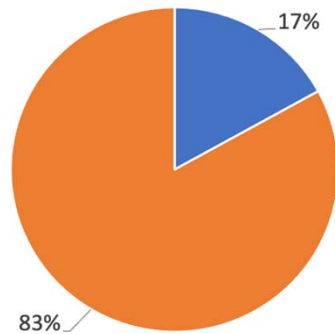


9



10

Training for Teachers re: COVID-19 needs



■ Yes
■ No

- Total: \$4,261,222 (n=27)
- Mean: \$157,823
- Median: \$26,730
- Range: \$450 - \$905,391

11

Allocation of Funds by Title I school status

The majority of LEAs chose to use federal funds to support all students regardless of Title I school status

Percentage of funds used to support students in all schools (vs. Title I only)

- ESSER Title 1-A: 56.8%
- GEER: 64.5%
- SEA 10%: 62.5%

12

Equitable Services for Students Enrolled in Private Schools

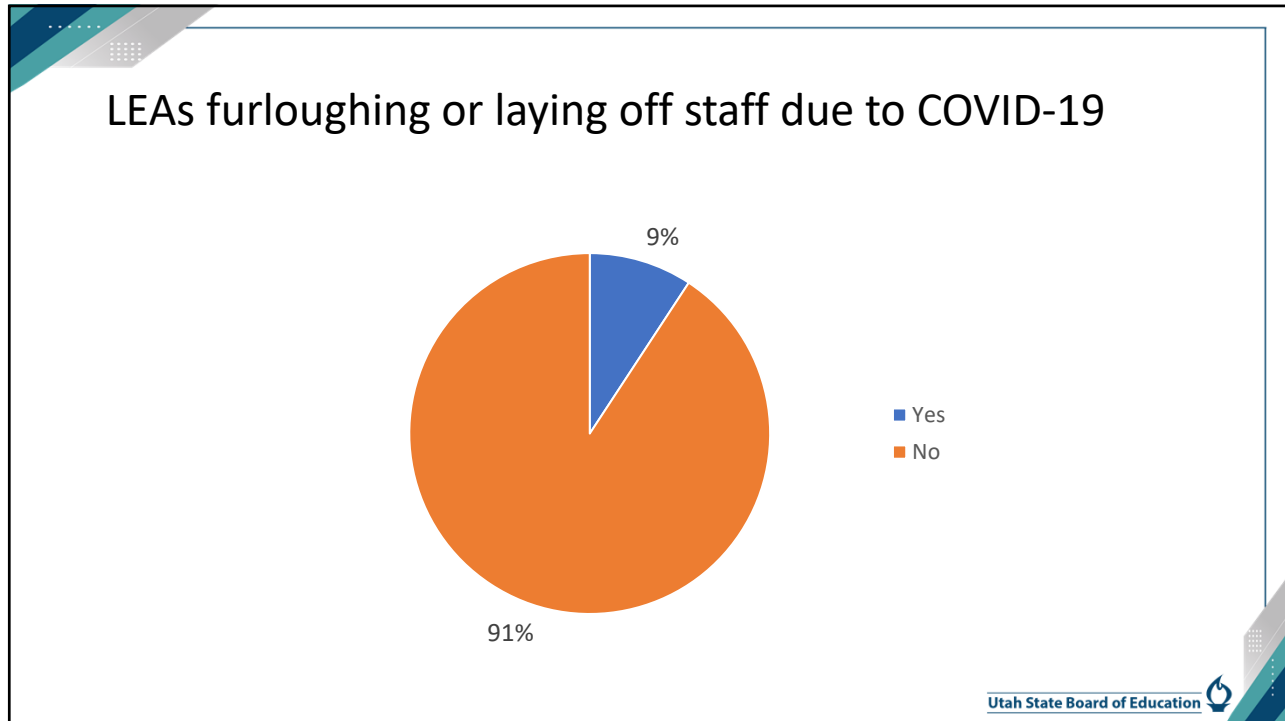
Amount allocated to private schools: \$469,589

March 13, 2020 and September 30, 2020

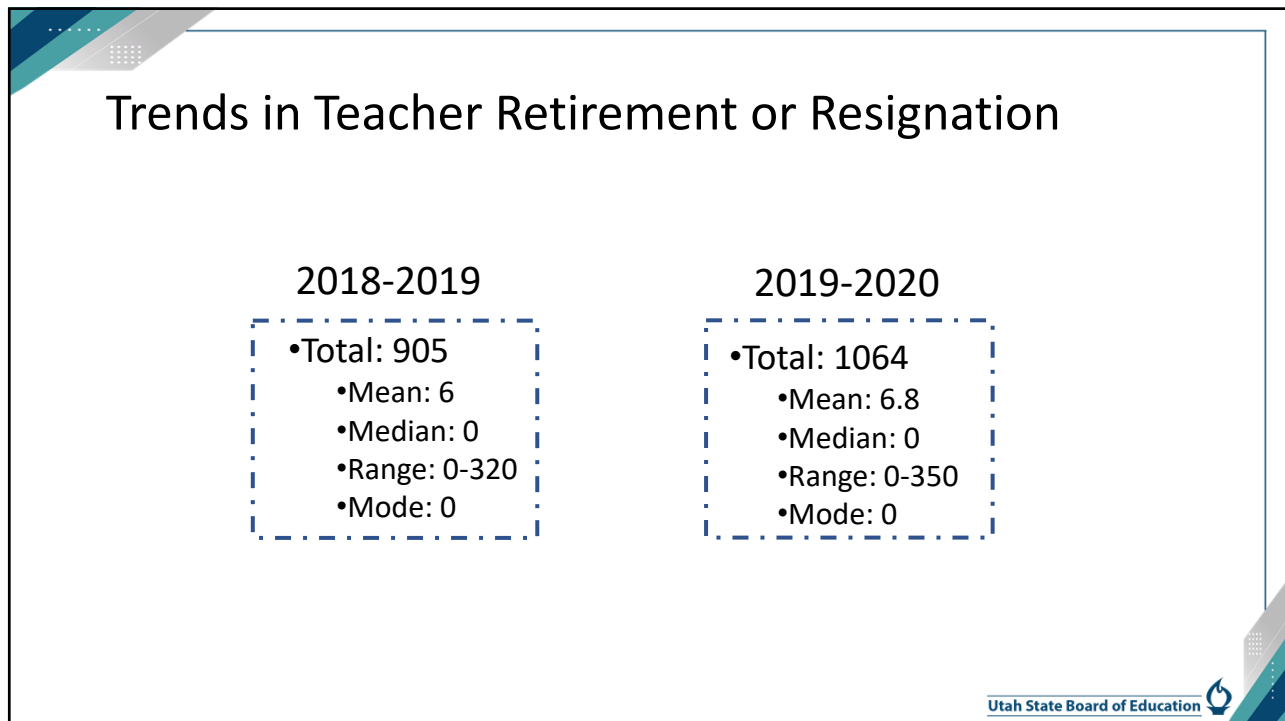
The U.S. Department of Education created an interim final rule providing guidance on equitable services that was ultimately struck down by the courts on September 4, 2020. This was communicated to all LEA Title One Directors to inform future actions.

General Trends

Teachers and Students

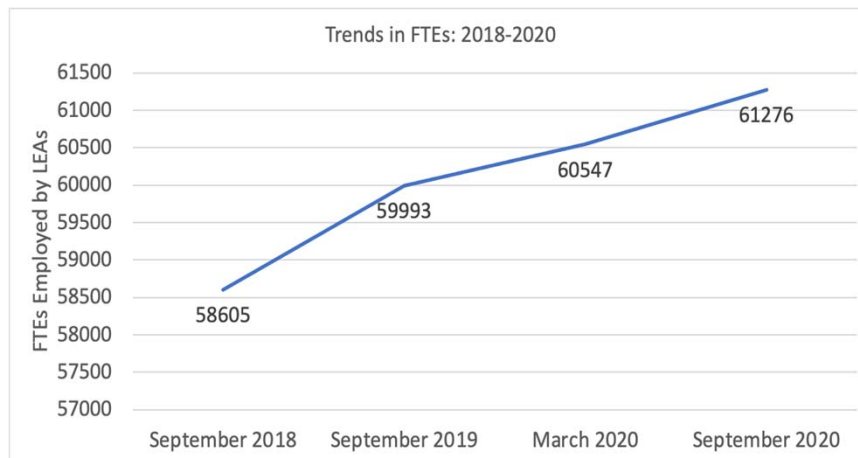


15



16

FTE Position Trends in Education



Utah State Board of Education



17

Students in Remote Learning

Average statewide percentage of days elementary and secondary students have been online (beginning of school to December 1, 2020)

Elementary

- Mean: 23.9% (n=136)
- Median: 20
- Range: 0-100
- Mode: 0

Secondary

- Mean: 30.5% (n=137)
- Median: 20
- Range: 0-100
- Mode: 0

Utah State Board of Education



18

What's Next: ESSER II

- \$274,071,684
- Same distribution method as ESSER 1-Title I Formula Distribution with USBE establishing an additional base allocation using state set-aside
- Available for obligation by SEAs and subrecipients through September 30, 2023
- Uses are same as ESSER I
 - Note that the “additional” LEA allowable uses of funds under the CRRSA Act (addressing learning loss, preparing schools for reopening, and testing, repairing, and upgrading projects to improve air quality in school buildings) already are permitted under the CARES Act.