

# The Role of Community Colleges





*"... its purpose is educational service to the entire community and requires a variety of functions and programs..."*

*to remove geographic barriers to educational opportunity*

*to discover and develop individual talents at low cost and easy access*

*to serve as an active center of adult education*

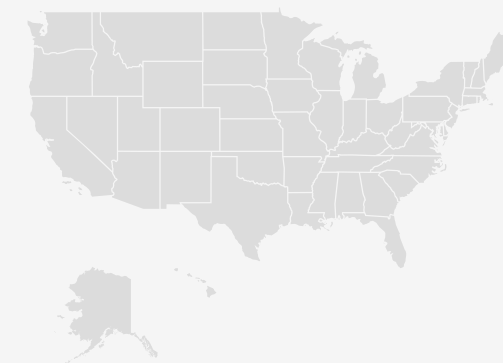
*to meet the total post-high school needs of its community."*

*- Truman Commission, 1947*



**1,050**

**Community Colleges in the U.S.**



**11.5M  
students**

**41%** of all U.S.  
undergraduate students



**Total Degrees Earned in 2020:**

**852,504 Associate's**

**579,822 Certificates**

**19,053 Bachelor's**



# Fundamentals of Community Colleges



● Open Access

● Affordable

● Flexible Offerings

● Transfer & Workforce Missions

● Short-Term Training

● Certificate & Associate Degree Offerings

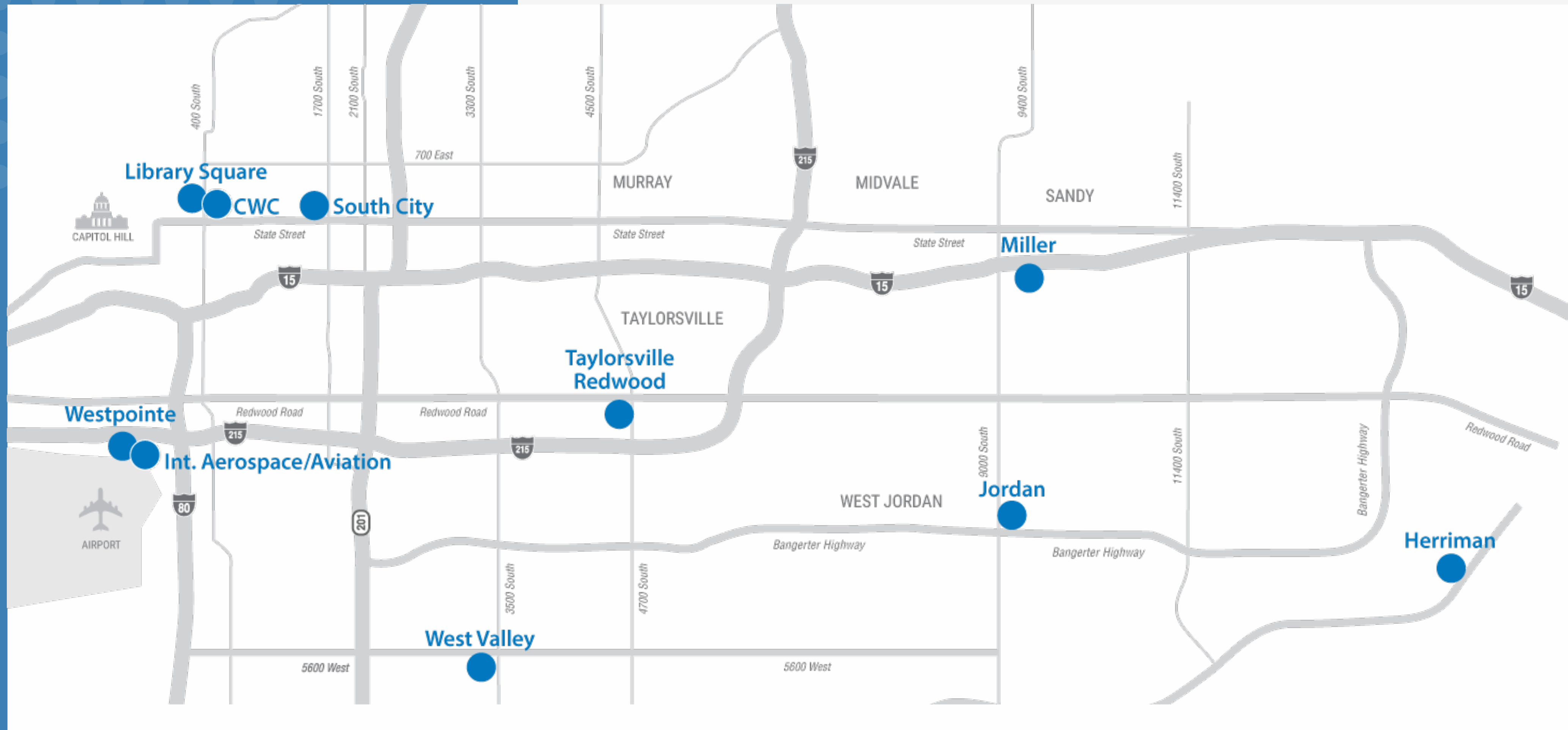


THIS IS SLCC

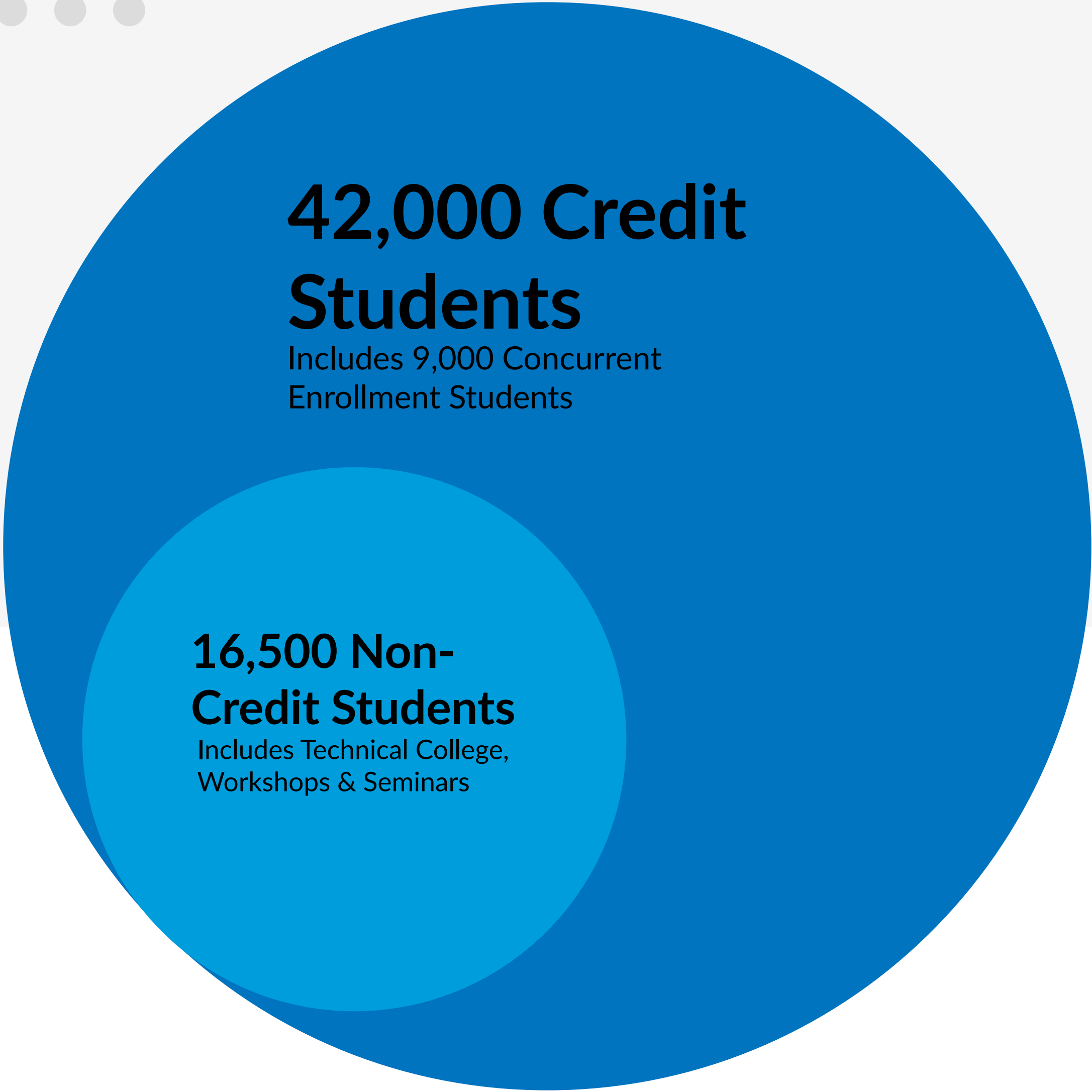




# The SLCC Footprint



10 Sites & Online



# Our Student Population

**54%** Female      **46%** Male

**26** Average Age

**54%** First-Generation Student

**265** Refugee Students

**1,149** Veterans

**4.3%** Students with Disabilities

## Students of Color:

**SLCC**      **31%**

**USHE AVG**      **18%**





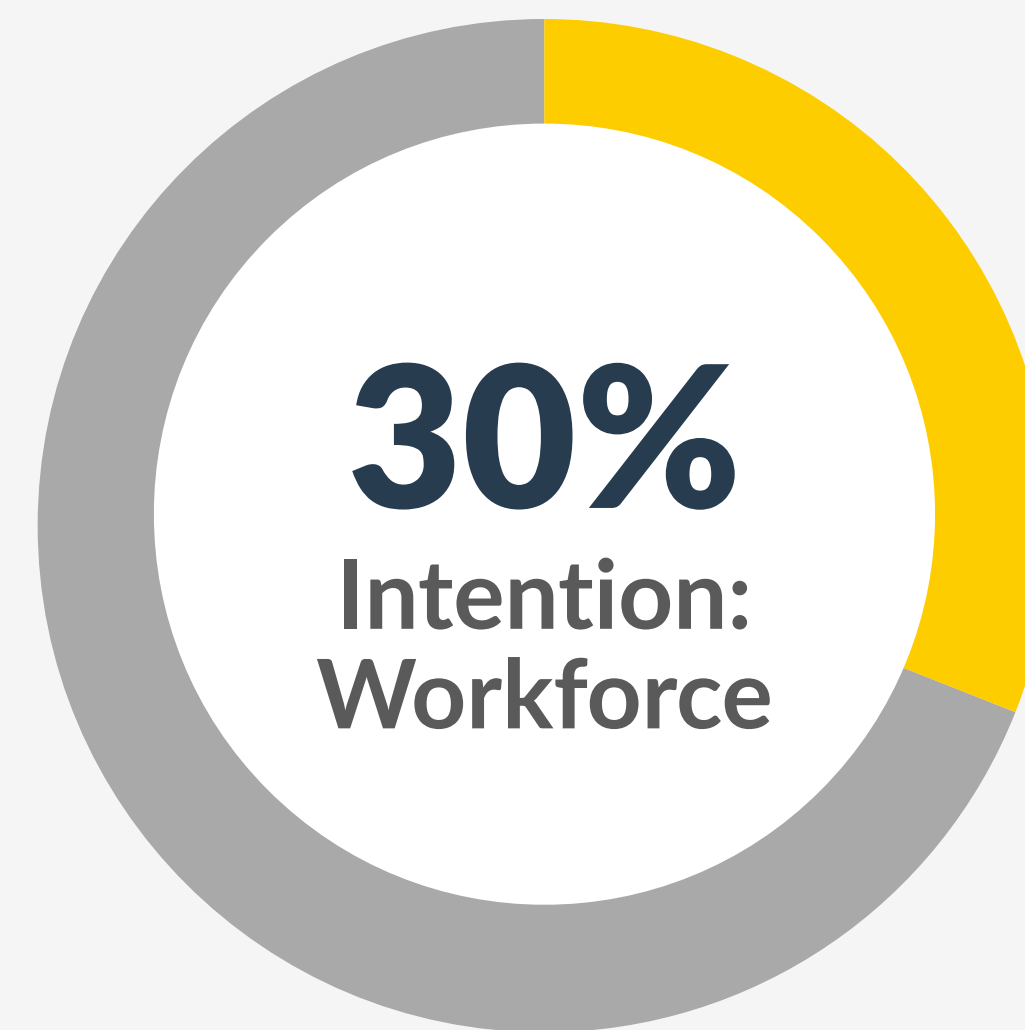
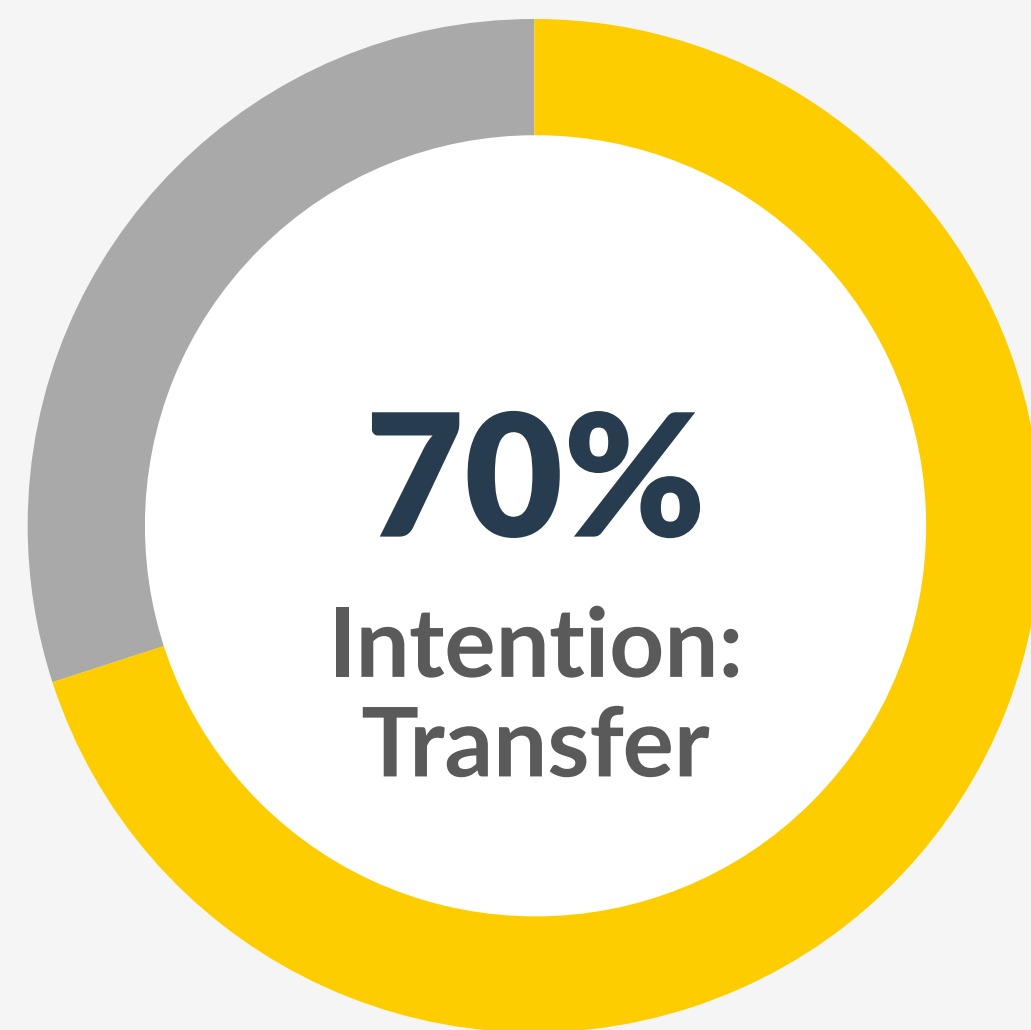


# OUR MISSION

- 1. Successful Degree Completion & Transfer**
- 2. Career & Technical Education**  
Credit
- 3. School of Applied Technology & Workforce Training**  
Non-Credit

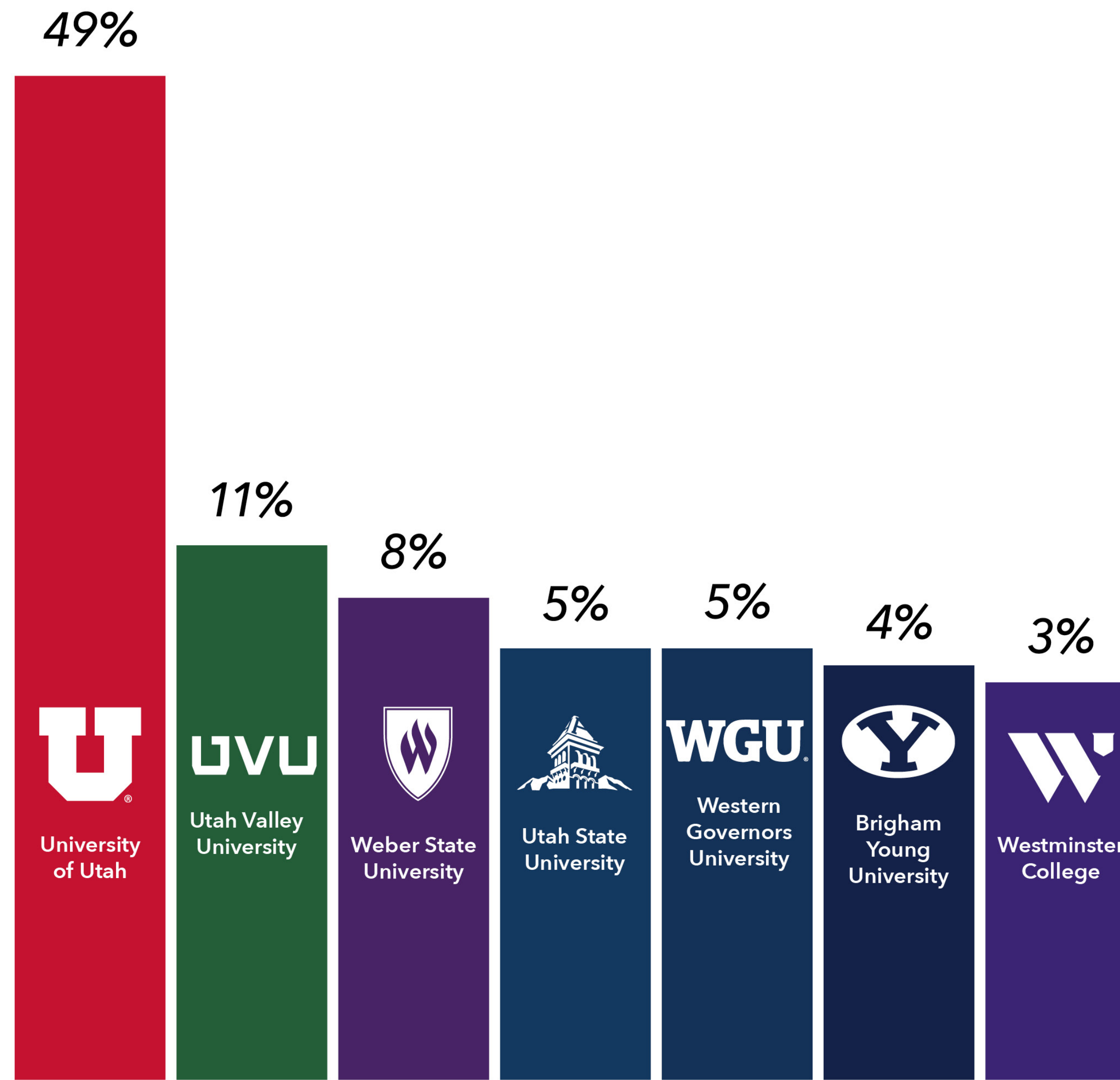


# Student Goals





# Successful Degree Completion & Transfer



**TOP 10**  
*in the Nation for  
Associate Degrees  
Awarded*  
-College Finder Research, 2019



# Career & Technical Education

Associate of Applied Science  
Degrees and Certificates



## Highest Enrolled CTE Programs:

- Accounting
- Computer Science & Information Systems (CSIS)
- Engineering Design & Drafting
- Nursing
- Physical Therapist Assistant
- Visual Art & Design



# Concurrent Enrollment

- 9,338 total students
- 64 Partnering High Schools
- 108 Courses Offered
- 321 High School Instructors  
Approved to Teach SLCC Classes







# Building State-Wide & Regional Workforce

## GOLDMAN SACHS 10KSB

630 business owners trained across Utah. 44.8% of participants added new jobs within 6 month of graduation

## SMALL BUSINESS DEVELOPMENT CENTER

709 clients assisted 536 jobs created and \$32.7M revenue growth in 2020

## EVERYDAY ENTREPRENEUR

9 cohorts, 68 businesses and 6 new company starts

## REFUGEE LEADERSHIP PROGRAMS

53 certificates of completion and 17 countries represented



# Community College Student Characteristics



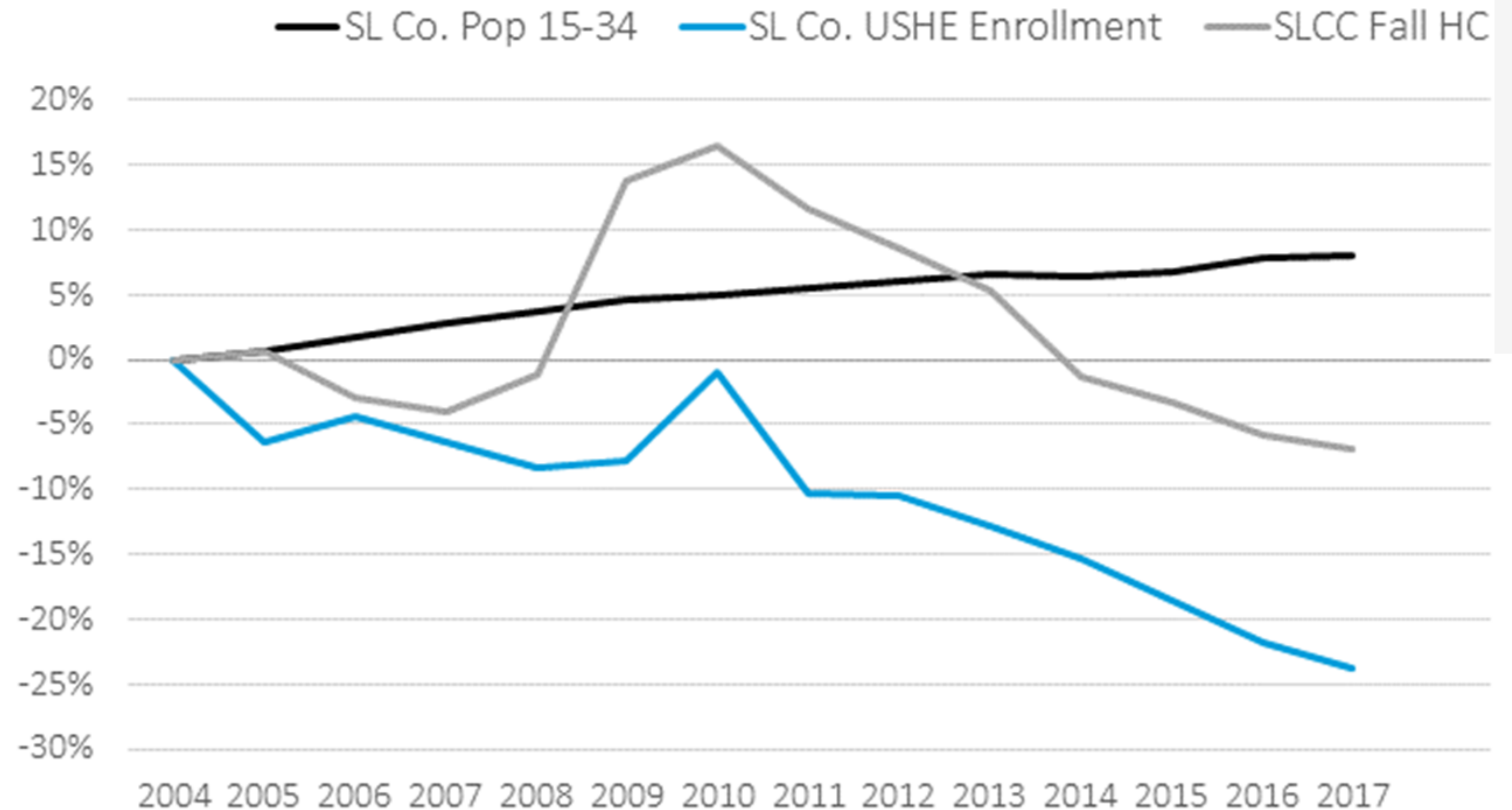
- 75% Part-Time Low Credit Load
- 40% Underprepared
- 35% Receive Financial Aid
- Majority Work Full Or Part-Time
- 54% First-Generation
- Childcare Needs
- Low-Income with Housing & Food Insecurity



# Challenges

## Declining College Participation in Salt Lake County

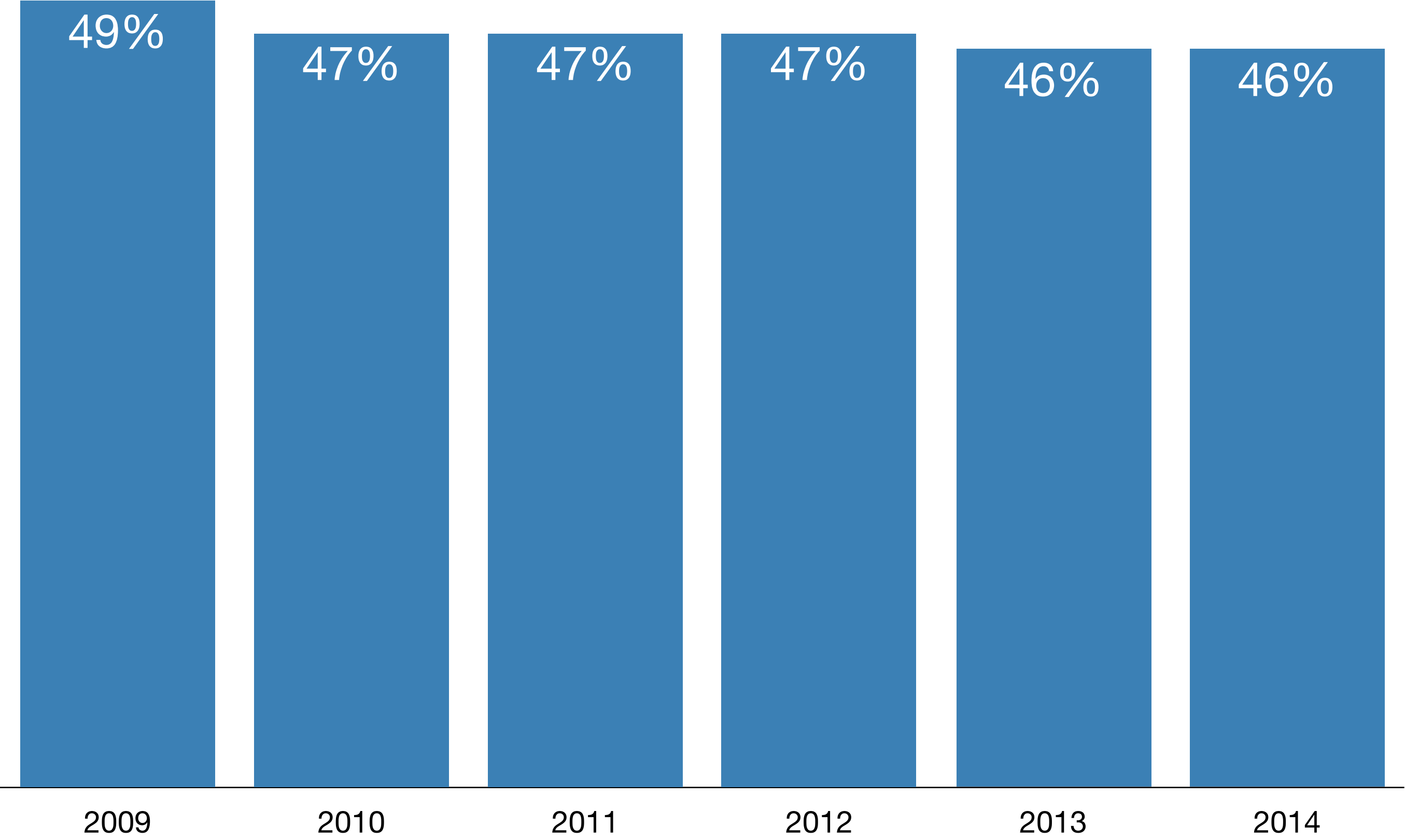
Total percent change since 2004 in college-age population and USHE enrollment from Salt Lake County



Source: Population data from EMSI; USHE enrollment data from the Utah System of Higher Education.; SLCC enrolmment from Fall Headcount of Resident Students Table A-1 SLCC Fact Book.

# Completion Rates

## 6-Year Rates



Source: Cognos Report - VFA Metrics - Fall 2009 to Fall 2014 Cohort Term



# Workforce Alignment

2,200 high-demand credentials awarded

13% increase over 5-year rolling average



Top Award Areas in High-Demand Fields

- Business
- Computer Science
- Education
- Nursing
- Truck Driving



# Access & Support Strategies



## PACE

Partnerships Accessing College Education  
East, West, Highland, Cottonwood and  
Kearns High Schools



## SCHOLARSHIPS



## TRIO



## MULTICULTURAL ADVISORS



# Completion Strategies



● Guided Pathways

● Strengthening  
Transfer &  
Articulation

● Herriman: 2 + 2  
with U of U

● Case-Management  
Advising

● OER (online textbooks)  
\$15M in savings for  
students

● SLCC Foundation: \$800K  
Promise Scholarships \$3.5M



# Effects of the Pandemic



FALL 2020

**9.5%**

Enrollment  
Decrease  
Nationally

**7.5%**

Enrollment  
Decrease  
SLCC

## Disproportional Decline:

Students of Color

Refugee

Undocumented

Low-Income



# Effects of the Pandemic



## ACADEMICS

- 700 sections moved online, Spring 2020
- 70% of courses online Summer & Fall 2020
- Additional faculty & CTE sections added to accommodate COVID protocols

## FACILITIES

- 150 classrooms retrofitted for hybrid learning
- \$100,000 spent on cleaning supplies & PPE
- 5,200 bags of food and supplies for students from Bruin Pantry

## SAFETY MEASURES

- 8 contact tracers hired
- Student testing
- College-wide Taskforce
- Compliance & campus-wide communication



# Impact from Federal Funding & Donor Support

## \$5.3M FOR STUDENTS

### FEDERAL

- Direct block grant aid:  
7,577 students - Spring 2020  
7,712 students - Fall 2020
- Technology: laptops & hotspots

### DONOR

- \$370K distributed to 600 students





# Impact from Federal Funding Support

## \$5.3M FOR INSTITUTIONAL SUPPORT

- Reduced student fees
- Expanded online tutoring
- Funded cleaning personnel and supplies including PPE
- Expanded distance learning for students, faculty & staff
- Support for Auxiliary personnel: Grand Theatre, Miller Conferencing, Child-Care, Food Services, Bookstore, & Parking





# Managing Budget Cuts



## REDUCED BUDGETS:

- Hourly employees
- Adjunct faculty
- Hiring freeze
- Salary adjustments
- Emergency reserves





**THANK YOU**

**SLCC** 