

BUDGET OF THE STATE OF UTAH

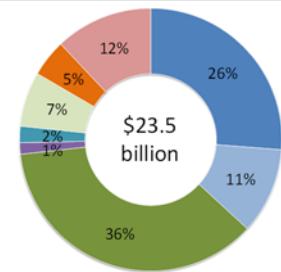
Total (All Funds) - FY 2022: \$23,452,423,800
 State Funds (GF/EF/USF) - FY 2022: \$9,814,933,600

Where It Comes From: All Funds



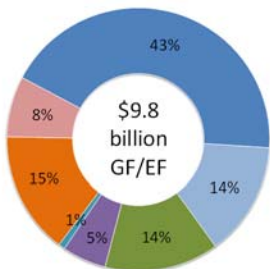
- General Fund
- Local Education Revenue
- Transportation Fund
- Dedicated Credits
- Education Fund
- Federal Funds
- Transp. Investment Fund
- Other

Where It Goes: All Funds



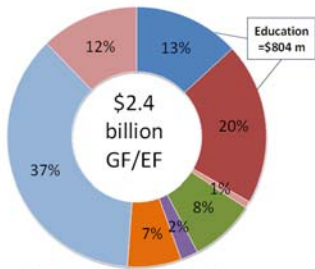
- Public Education
- Social Services
- Law Enforcement
- Higher Education
- Capital Facilities
- General Gov't
- Transportation

Where it Goes: State Funds Only



- Public Education
- Social Services
- Debt Service
- Law Enforcement
- Higher Education
- Other Capital Budgets
- General Gov't

Where It Goes: New State Funds



- Higher Education
- Social Services
- Law Enforcement
- Transportation
- Public Education
- State Buildings
- Economic Development
- General Gov't/Other

Final Data Reported in the Annual Budget of the State of Utah in May 2021

STATE BUDGET

2021 Highlights - General & Special Sessions

General

- Total State Population (CY20 Est.) = 3.27 Million ↑ 1.6%
- State Specific GDP (CY21 Est.) = \$80.3 Billion ↑ 5.9%
- Employment: Total State (CY21 Est.) = 1.6 Million ↑ 4.0%
 - Unemployment Rate = 3.9% ↓ 1.0% from 2020
 - State Government = 20,927, Higher Education = 19,995
 - Public Education Total (FY20) = 64,639, Includes 34,960 Licensed Educators, of which 30,106 are Classroom Teachers
- Total Public Education Fall Enrollment (Fall '20) = 666,609
 - Est. Fall Enrollment (Fall '21) = 673,854, ↑ 7,245 or 1.09%
- Higher Education FTE Enrollment (FY20) = 124,682, ↑ 359 or 0.3%
- Medicaid Recipients (FY22) = 446,800, ↑ 33,200 or 8.0%

Select Rates

- WPU Value (FY22) = \$3,809, ↑ 5.9% from \$3,596
- Higher Education Tuition (FY21) = Range of \$3,486 (Snow) to \$8,253 (UU)
- Jail Contracting Rate (FY22) = \$61,03, ↑ 12.0% from \$54.46
- Jail Reimbursement Rate (FY22) = \$42.64, ↓ 9.6% from \$47.17
- State & Higher Education Employee Compensation (FY22)
 - 3% Salary & 4.3% Health Insurance Increase

Select Reserves

- Rainy Day Fund Balances:
 - General Fund (FY22) = \$268.5 Million
 - Education Fund (FY21) = \$572.2 Million
 - Public Education Stabilization (FY22) = \$127.0 Million
- Disaster Recovery Fund (FY21) = \$19.4 Million ↑ 74.7%
- Medicaid Budget Stabilization Account (FY21) = \$74.8 Million
- Permanent School Trust Fund (FY21) = \$2.7 Billion, ↑ 11.9%
 - Distribution to School Community Councils = \$92.8 Million ↑ 4.5%
- State Endowment Fund (FY21) = \$185.1 Million, ↓ 28.8%
- General Fund Earmarks (FY22) = \$914.1 Million
 - \$722.9 Million for Roads & \$102.3 Million for Medicaid

Select Liabilities

- Outstanding Debt-GO Bonds (FY22 Est.) = \$2.4 Billion, ↓ 13.8%
- Net Pension Liability (FY20) = \$3.6 Billion, ↑ 20.5%
- Other Post-Employment Benefits (FY19) = \$96.5 Million, ↓ 13.1%

Please visit budget.utah.gov for more details.

3/5/2021



UTAH STATE
LEGISLATURE