


# Intergenerational Welfare Reform Commission

POTENTIAL COMMITTEE BILL



DEPARTMENT OF  
**WORKFORCE  
SERVICES**



**History.**

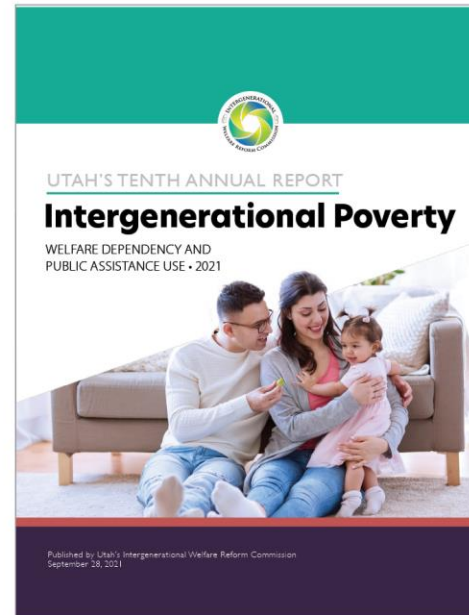
The Utah Intergenerational Poverty Mitigation Act (SB37) was passed in the 2012 Legislative Session. The legislation requires DWS to:

- Establish and maintain a system to track intergenerational poverty related data, identifying trends
- Assist government officials in the study and development of plans to help individuals and families break the cycle of poverty



# Early Efforts ●

DWS coordinated the defining and tracking of Utah intergenerational poverty trends and publishes those trends annually, the 10<sup>th</sup> report being released earlier this month.



# Early Efforts ●

## Creation of the Utah Intergenerational Welfare Reform Commission

Members include...

- The Lieutenant Governor
- Executive Director of DWS, DOH, and DHS
- State Superintendent of Public Education
- State Juvenile Court Administrator
- Director of the Division of Multicultural Affairs



# Progress.

With department leadership participating in the commission since 2012, movement to operationalize practices to address intergenerational poverty have been a focus.



In addition, counties were engaged in the effort through the Intergenerational Poverty Plan Implementation Pilot Program.

- Provided one-time funds to submit a proposal that would
  - Address intergenerational poverty
  - Indicators to be used to measure progress, including baseline data
  - Propose how the county would sustain the plan moving forward



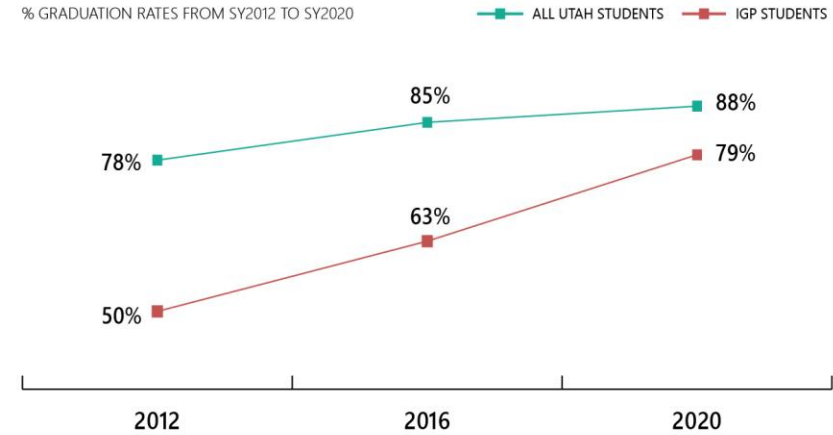
# Early Initial Results

## ANNUAL KEY INDICATORS FOR HEALTH

Indicators for IGP Individuals	2019	2020	Annual Change
Covered by public health insurance (children)	95%	94%	○
Covered by public health insurance (adults)	82%	86%	●
Received preventive health care (children)	45%	45%	○
Received preventive health care (adults)	4%	4%	○
Received annual dental care (children)	48%	45%	○
Received behavioral health services (Age 10-14)	67%	60%	○
Received behavioral health services (Age 15-18)	57%	53%	○
Received behavioral health services (adults)	45%	48%	●
Received substance use disorder treatment (adults)	34%	43%	●

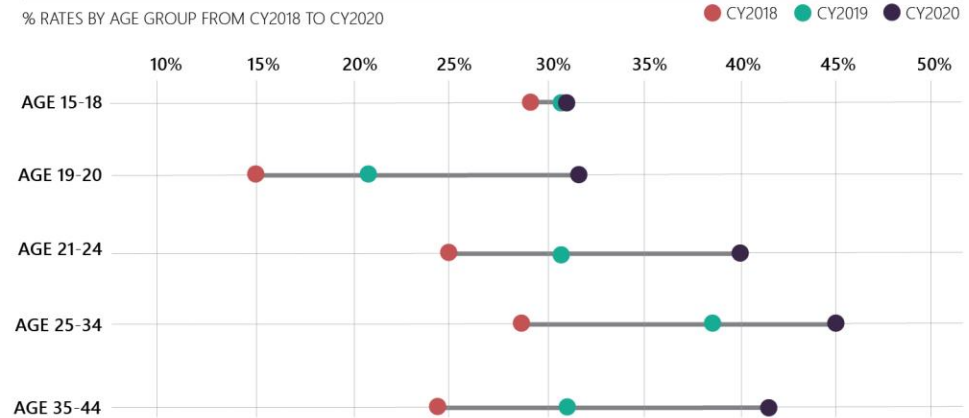
● Positive annual change; ○ Minimal to no annual change; ○ Negative annual change

## GRADUATION RATES IMPROVED FOR IGP STUDENTS SINCE 2012



Source: Utah State Board of Education; Utah Department of Workforce Services

## TREATMENT FOR SUBSTANCE USE INCREASED FOR ALL IGP AGE GROUPS



Source: Utah Department of Workforce Services; Utah Department of Health



# Suggested Next Steps



Continued publication of the Annual IGP Report to monitor continued progress

## Sunsetting the Utah Intergenerational Welfare Reform Commission

- Data and progress available in Annual Report for ongoing monitoring
- Commission used to prioritize IGP operational strategies last 10 years
- Agencies and Counties now responsible for maintaining and improving ongoing operationalization efforts to address intergenerational poverty

Sunsetting the commission will require addressing some other impacted state code



**Questions.**