



MOUNTAINLAND
TECHNICAL COLLEGE

Higher Education Appropriations

Clay Christensen, President

SERVING STUDENTS

- > 461 Employees
- > 5 Campuses
- > 7 Buildings
- > 58 Programs
- > 5,232 Square Miles
 - 3 Counties
 - 7 School Districts
 - 27 High Schools
 - 31 Charter Schools



MTECH SERVICE REGION



OUR 5,562 STUDENTS

73.6%

Adult Certificate
Seekers

26.4%

Secondary Certificate
Seekers



	<u>ADULTS</u>	<u>SECONDARY</u>	<u>CONTINUING EDUCATION</u>	<u>OTHER</u>
TOTAL DISTINCT	3,811	1,468	0	671
0-599 HOURS	1,029	1,256	0	-
600-899 HOURS	1,358	157	0	-
900+ HOURS	1,424	55	0	-



THE MTECH STUDENT

51.48%
Male


48.52%
Female

AVERAGE AGE- 23.15

YOUNGEST- 16

OLDEST- 82

2021 ENROLLMENT BY RACE & ETHNICITY	MTECH	RATE	UTAH COUNTY	WASATCH	SUMMIT
AMERICAN INDIAN OR ALASKA NATIVE	33	0.61%	0.47%	0.11%	0.22%
ASIAN	56	1.03%	1.48%	1.25%	1.65%
BLACK OR AFRICAN AMERICAN	51	0.94%	0.57%	0.31%	0.75%
HISPANIC	913	16.80%	11.23%	12.47%	10.75%
NATIVE HAWAIIAN OR OTHER PACIFIC ISLANDER	48	0.88%	1.01%	0.02%	0.02%
WHITE	4,207	77.41%	81.80%	83.60%	84.50%
TWO OR MORE	127	2.34%	3.31%	2.24%	2.01%



MTECH BOARD OF TRUSTEES

EIGHT REPRESENTATIVES FROM EDUCATION (Code)

Utah Valley University & 7 School Districts

NINE AREAS OF BUSINESS & INDUSTRY (Code & Policy with Governor's Consent)

Healthcare (2) ; Information Technology (2) ; Service Industry (1) ;
Trades/Manufacturing (3) & Financial Services (1)





MTECH BOARD OF TRUSTEES

- > McKay Jensen, Chair - Education, Provo School District
- > Jeremy Hafen, Vice Chair - Trades & Manufacturing, Clyde Companies
- > Brian Hulet - Financial Services, Central Bank
- > Brad Tanner - Trades/Agriculture, Triple T Heating & Cooling
- > Cydni R. Tetro - Education, Utah Valley University
- > Eric Weeks - Information Technology, MasterControl, Inc.
- > Julie King - Education, Alpine School District
- > Kevin Orgill - Education, North Summit School District
- > Mary Crafts - Service Industry, Mary Crafts Inc.
- > Marlon Lindsay - Information Technology, 21st CentEd
- > Rick Ainge - Education, Nebo School District
- > Scott Barlow - Healthcare, Revere Health
- > Steve Hardman - Education, South Summit School District
- > Terri Hunter - Healthcare, American Fork Hospital
- > Vanessa Perez - Manufacturing/Trades, Texas Instruments

MTECH PRIORITIES

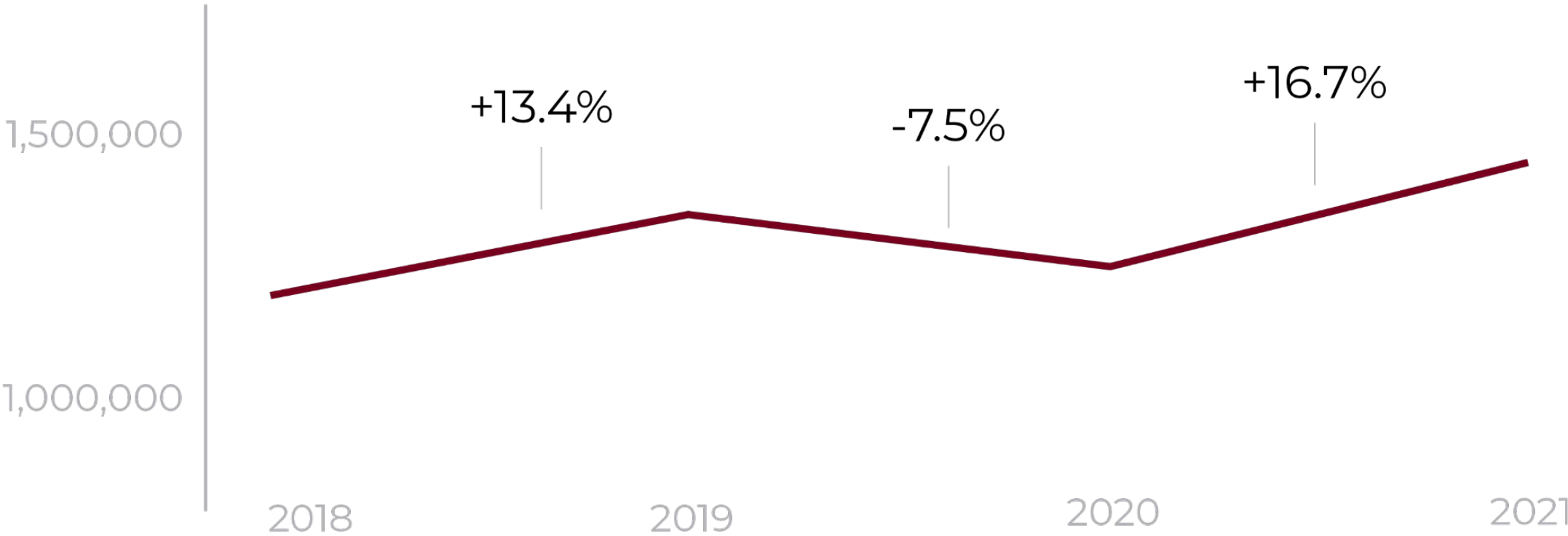
- Student Safety & Achievement
- Program Development
- Faculty & Staff Support
- Physical Resources
- Community Outreach



2021 IN REVIEW



MEMBERSHIP HOURS



TOTAL MEMBERSHIP HOURS:

2018: 1,188,905


2019: 1,348,093

2020: 1,246,774

2021: 1,454,420

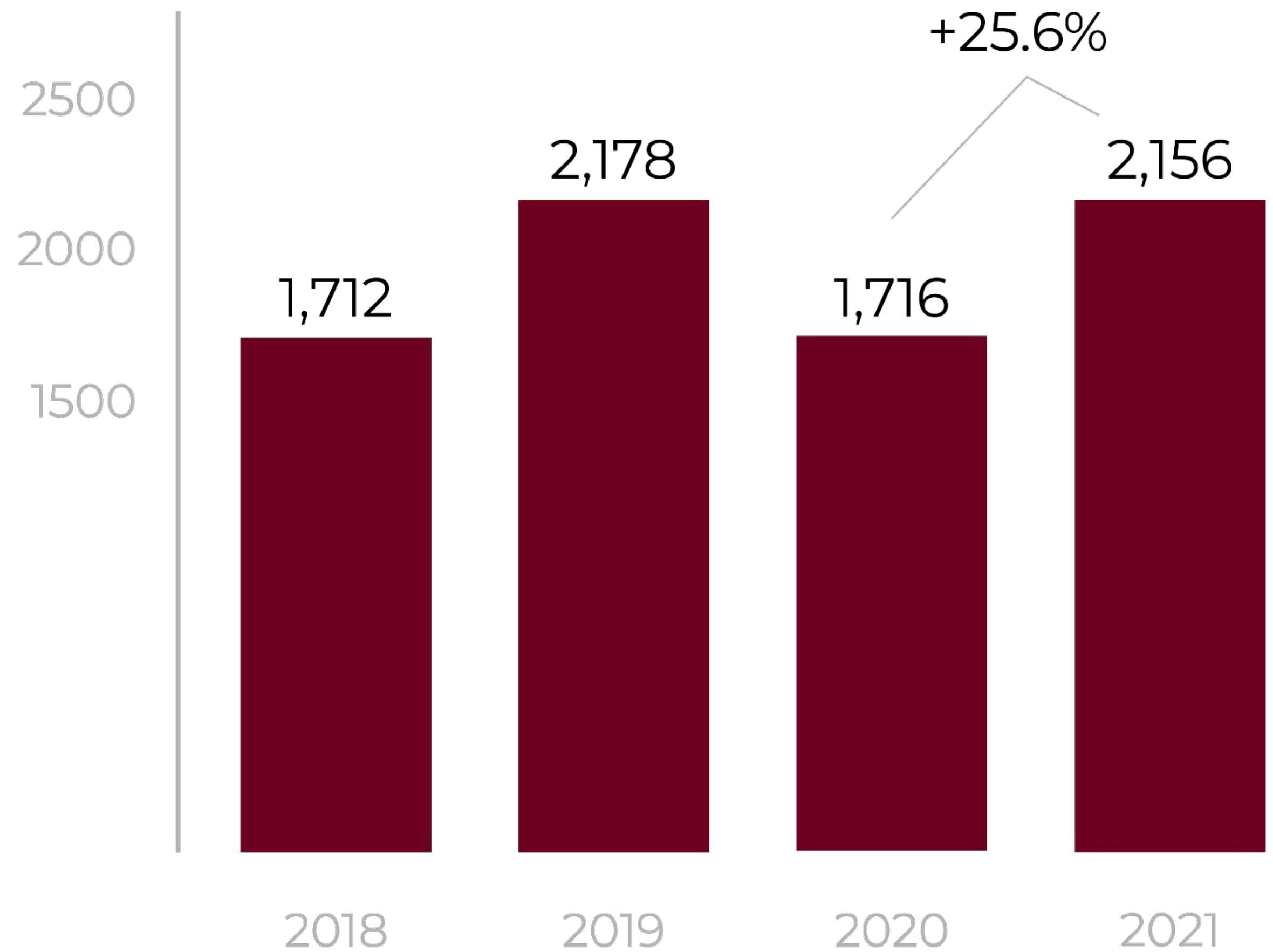
ADULT HOURS: 997,360 | 68.6%

SECONDARY HOURS: 457,060 | 31.4%



MTECH GRADUATES

99.2% GRADUATED
DEBT-FREE IN 2021



ADULT GRADUATES

PROGRAM HOURS	<u>0-599</u>	<u>600-899</u>	<u>900+</u>	<u>TOTAL</u>
2021	632 83%	406 69%	488 67%	1,526 73%
2020	493 84%	367 54%	392 68%	1,252 68%
2019	526 89%	356 59%	430 78%	1,312 75%
2018	395 92%	240 75%	431 73%	1,066 79%

- Does not include high school certificates



INCUMBENT WORKER TRAINING

APPRENTICESHIP STUDENTS:

2018: 639

2019: 739

2020: 806

2021: 947

CUSTOM FIT PROGRAM:


\$1,349,000 in Training in 2021

Training Hours: 43,218

Trainees: 2,921

Classes Taught: 658

Companies Served: 246



ECONOMIC IMPACT

MTECH's 2021 Graduates will generate
\$315 Million* into the Utah Economy each year.



COMPLETION
86%

PLACEMENT
86%

LICENSURE
100%




* Source: August 20, 2021, JobsEQ, <http://chmuraecon.com/jobseq>

TEAMWORK



K-12 TO MTECH PATHWAY AGREEMENTS

- Automotive Pathway
- Diesel Pathway
- Medical Terminology Pathway
- Medical Billing and Coding Pathway
- Medical Assisting Pathway
- Welding Pathway
- Web Programming & Development Pathway

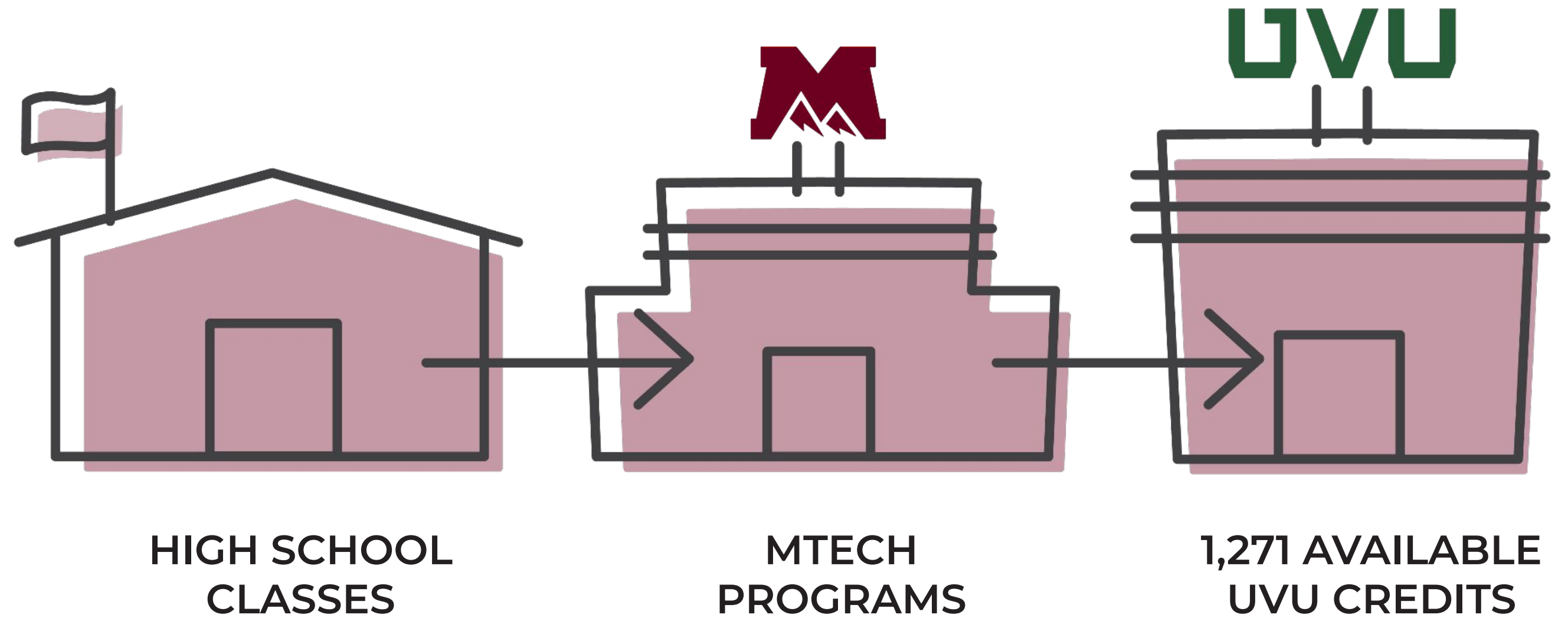


PATHWAYS



WEBER STATE
UNIVERSITY

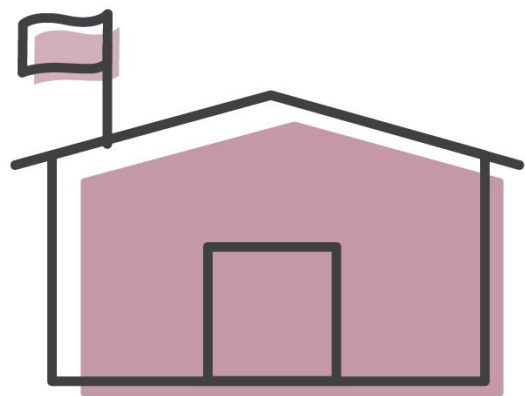
Salt Lake
Community
College



1,271 UVU CREDITS

22 MTECH PROGRAMS

PATHWAY EXAMPLE (WELDING)

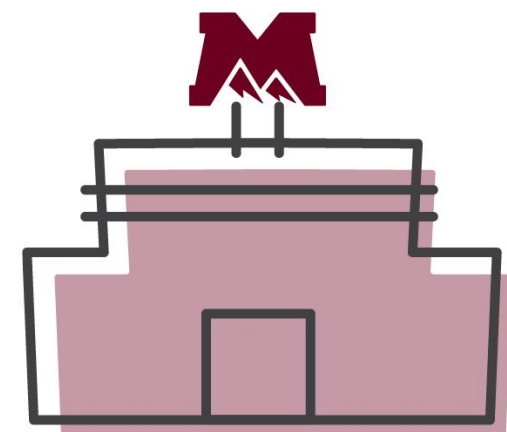


3 CLASSES AVAILABLE:

Welding Technician Entry, Intermediate, and Advanced


PROFICIENCY TEST (Offered at MTECH)

233 MTECH Welding Hours Earned when Passed with an 80%



WELDING TECHNOLOGY 1 | 667 HOURS

Regularly 900 Hours Without Completion of High School Courses



AAS IN BUSINESS MANAGEMENT

900 MTECH Welding Hours = 28 UVU Credits
35 Credits (One Year) Remain to Complete AAS



WORKFORCE ALIGNMENT


516 ADVISORY BOARD MEMBERS

*Curriculum Support, Equipment Donations,
Scholarships, & Volunteers*



CHALLENGES / OPPORTUNITIES

- Growth
- Understanding Pathway Throughput
- Rural Connection



STRATEGIC SOLUTIONS

- Program Expansion
- Phased Facility Expansion
- Rural Outreach & Administrative Expansion
- Communications & Inclusion Officer
- Pathway Data Resolve
- K-16 alliance



MTECH BUDGET REQUEST SUMMARY

GROWTH & EXPANSION

Apprenticeship Program Expansion	\$160,000
Health Program Expansion	\$815,000
Wasatch & Summit Expansion	\$380,000
Trades Program Expansion	\$290,000
Technology Program Expansion	\$140,000
Administrative Support	\$442,000

TOTAL PROGRAM SUPPORT REQUEST: \$2,227,000


OPERATIONS & MAINTENANCE

Provo Campus	\$471,000
Orem Campus	\$272,000

O&M REQUEST: \$743,000

CUSTOM-FIT

Rural Expansion: \$116,000





MOUNTAINLAND

TECHNICAL COLLEGE