



# UTAH STATE LEGISLATURE

HIGHER EDUCATION APPROPRIATIONS SUBCOMMITTEE



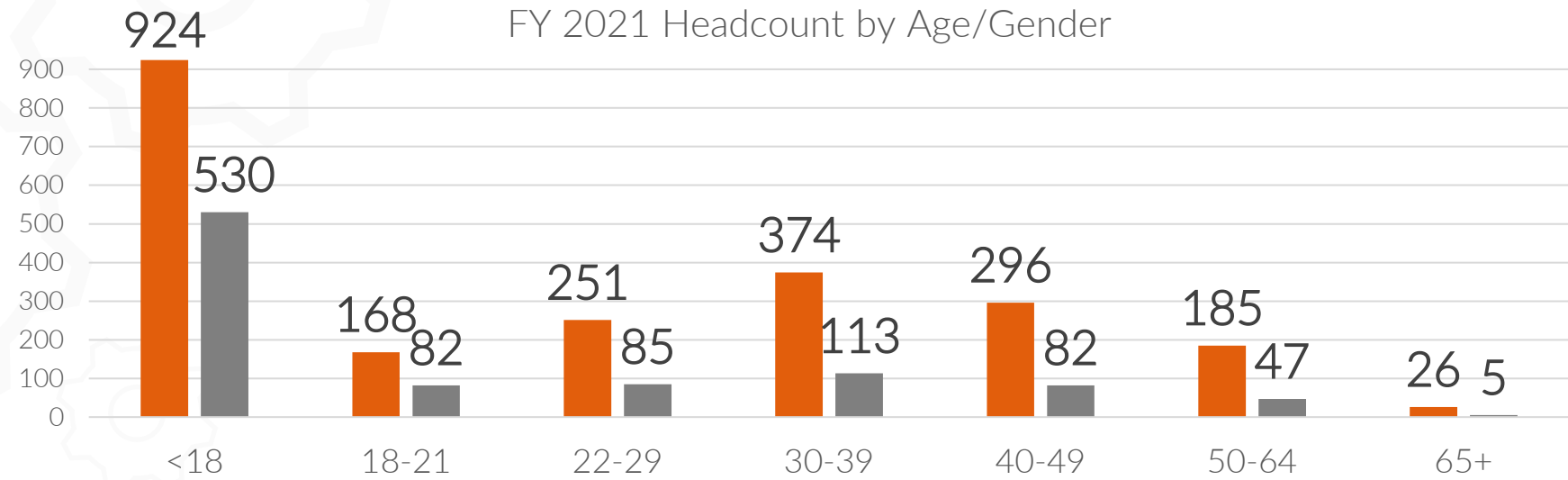
Presented by Aaron K. Weight  
Uintah Basin Technical College President and CEO  
January 26, 2022







# STUDENT PARTICIPATION & ENROLLMENT

FY 2021 Headcount by Age/Gender



 Female  
30%

---

 Male  
70%


Hispanic/Latino Student Population

197 (6.25%)

American Indian or Alaskan Native Student Population

161 (5.5%)

12.43%



Under-Represented

White

UNDER-REPRESENTED POPULATIONS

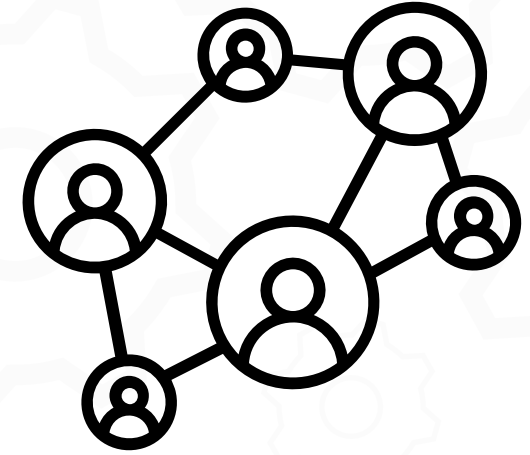
Fiscal Year

2021





WHAT ARE WE DOING TO ENCOURAGE INCREASED PARTICIPATION OF  
**UNDER-REPRESENTED POPULATIONS**



**DEI Lunch & Learn  
Speaker Series**

Provide educational opportunities for faculty, staff & students on DEI topics



**Community Transition Team**

Provide students with learning disabilities an educational plan as they enter adulthood



**Thompson Hope House  
Rehabilitation Center**

Provide education transition plans for individuals graduating from drug and alcohol rehabilitation centers



**Community Resources**

Collaborate with women shelters, food banks, counseling centers, and other government agencies

**COMMUNITY** – WE WORK TOGETHER

ADULT & SECONDARY CERTIFICATE SEEKERS  
GRADUATION RATES  
Fiscal Year

**2021**

**72%**

FY17

**87%**

FY18

**88%**

FY19

**75%**

FY20

**80%**

FY21

**59%**

TECHNICAL COLLEGES  
IN UTAH 5 YEAR AVERAGE

**80%**

**5 YEAR AVERAGE**

HIGHEST IN THE STATE

# STRATEGIES TO INCREASE COMPLETION

| PRIORITIES



*System Unification*



*Access*



*Affordability*



*Completion*



*Workforce Alignment*



Stakeholder collaboration



Connect secondary students to UBTECH programs



Establish an industry partnership for every program



Identify and remove student barriers through DEI efforts and student advising



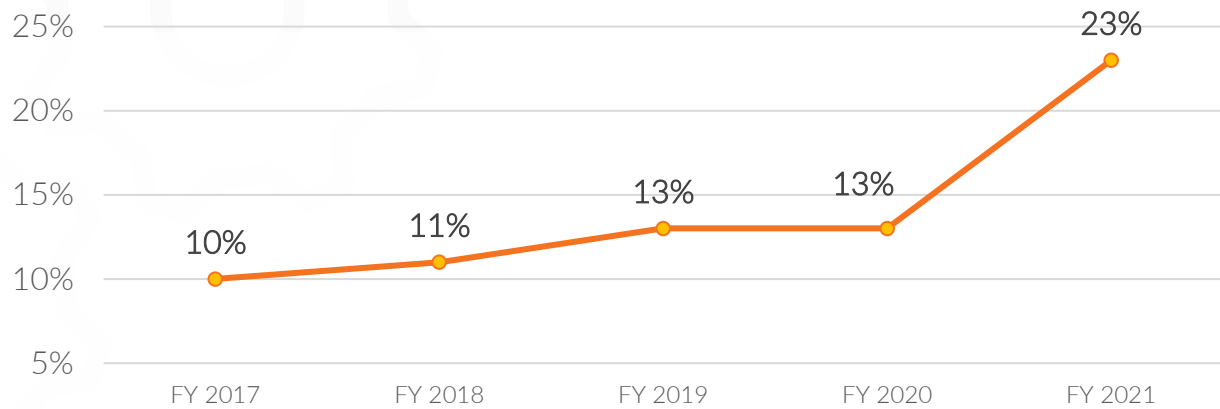
Advertise high-wage/high-demand programs



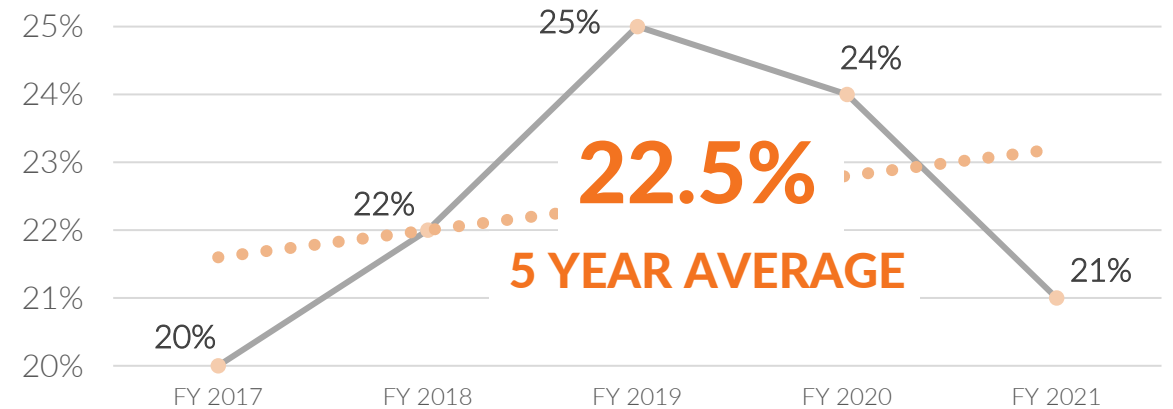




ENROLLED SECONDARY STUDENTS  
**OBTAINING A CERTIFICATE**



Percentage of enrolled Secondary Students obtaining an accredited postsecondary certificate before High School graduation



Percentage of enrolled Secondary Students obtaining an accredited postsecondary certificate before/within one year of High School graduation

**10% Increase**



# SECONDARY STUDENT PARTICIPATION SUCCESSSES

**UBTECH** Student Ambassador & DEI Student Leadership Committees

3%




**1,498** Secondary students attended UBTech in FY21  
**1,455** In FY20

38%

Secondary students in Tri-County area take a UBTech course



**18** State Medalists | **3** National Medalists | 2021







Student Support Services

Compensation and Retention

Instructional Space

STUDENT PARTICIPATION

**CHALLENGES & PROJECTED IMPACTS**

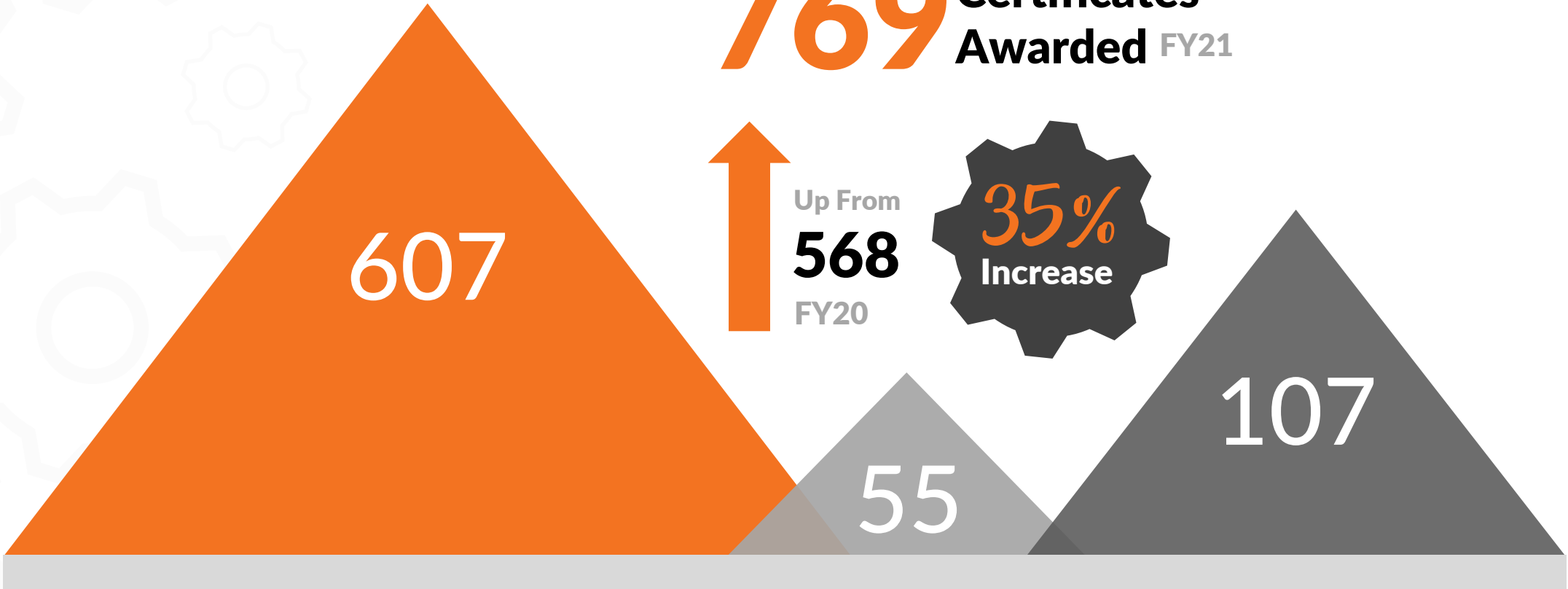
CERTIFICATES AWARDED BY  
**PROGRAM LENGTH**

Fiscal Year **2021**

EXPERIENCE THE *Power* OF TECHNICAL EDUCATION

**769** Certificates  
Awarded FY21

Up From  
**568**  
FY20  
**35%**  
Increase



0-599 Hours

600-899 Hours

900+ Hours



# CERTIFICATES AWARDED IN HIGH YIELD FIELDS BY PROGRAM LENGTH

Fiscal Year **2021**



50% OF OUR PROGRAMS ARE IN HIGH YIELD FIELDS

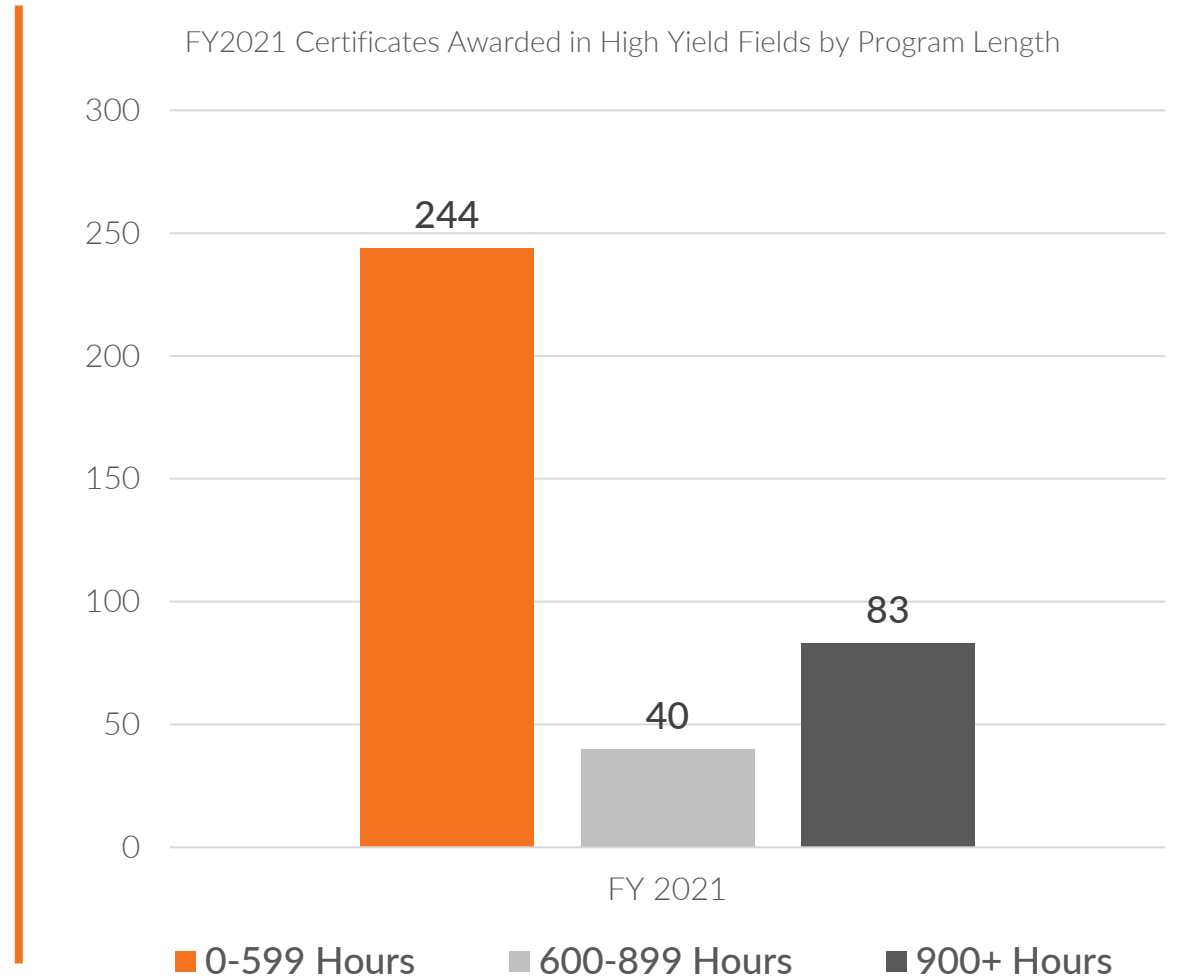
Certificates  
In High Yield Fields

**367**  
FY21

**10%**  
Increase



Up From  
**334**  
FY20





7% ↑

Increase in job postings in the Tri-County Area

Second Quarter Comparison 2020 vs. 2021

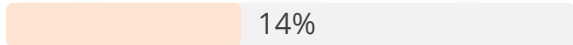
Tech Services



Food Services



Oil & Gas




**! TRANSPORTATION NEEDS ARE OFF THE CHARTS!**

*Partnerships happening right now*

FUTURE POTENTIAL PROGRAMS



# ALIGNMENT WITHIN REGIONAL WORKFORCE NEEDS



IT Program partnership with local tech company

↑ Increase in student headcount  
**9%** FY2020 vs. FY2021



We Listen



We Partner





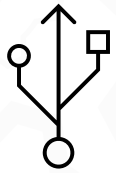
Limited Staffing



Student Support Services




Mental Health Resources



I.T. Support



Instructional Recruitment



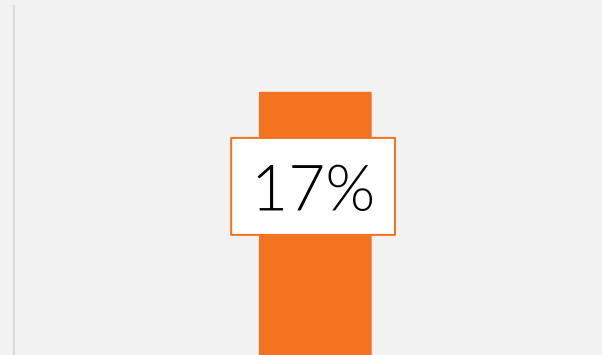
Equipment

# TECHNICAL COLLEGE CHALLENGES RESOURCES NEEDED



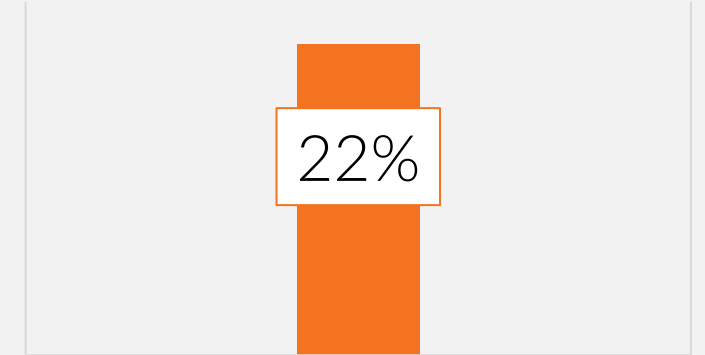
Utah Postsecondary Education Voice of the Customer | Research Study | August 2020

EXPERIENCES THAT DON'T WORK WELL

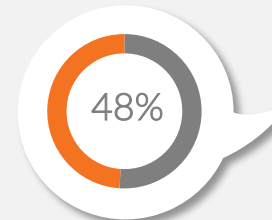


COUNSELOR/INSTRUCTOR SUPPORT

REASONS FOR WITHDRAWING



I DID NOT HAVE THE SUPPORT I NEEDED FROM THE COLLEGE/UNIVERSITY

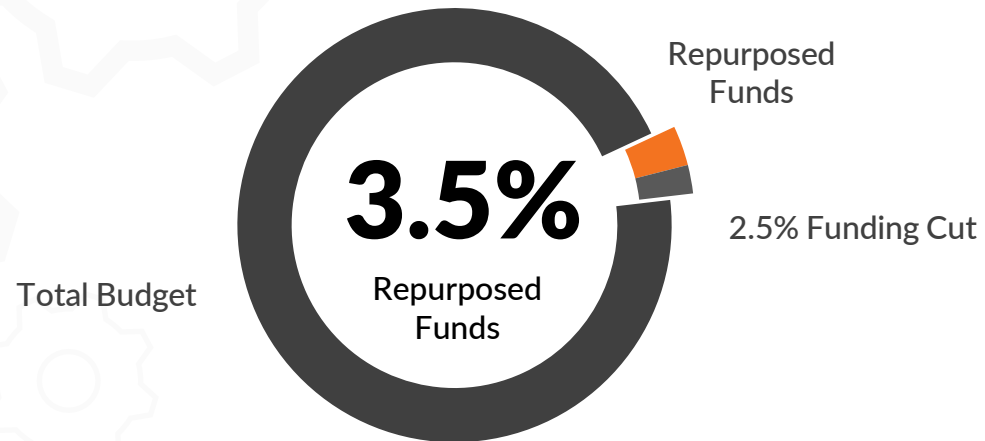


Almost half of the students said their pause/withdrawal could have been prevented

Faculty get good marks for competence & availability, but *there is a need for more counseling, advising, and career planning resources*



**FY21**



MANAGING INSTITUTIONAL OPERATIONS  
**WITHOUT LEGISLATIVE FUNDING**

BEST PRACTICES –  
CONTINUOUSLY REPURPOSE FUNDS



COVID IMPACT ON INSTITUTIONAL GOALS

**FACILITY USE & FACULTY NEEDS**

Overall head count enrollment is increasing



**-38%**

Decline in student enrollment in health profession programs



Vaccine mandates, workload, and workforce uncertainty are contributing factors



Lack of open clinical sites during FY21



On-campus simulation labs had to compensate for lack of clinical sites

**DEVELOPMENT & DELIVERY**



**90%**

Of COE approved programs are approved for hybrid delivery



IT  
 CABINETRY  
 CONSTRUCTION  
 DIESEL  
 AUTO  
 DRAFTING  
 CDL  
 WELDING

4%



Increase of female students  
 in male dominated industries



**Nursing Process.org**

Top 5 LPN Programs in the Western Region



STUDENTS  
**PERFORMING WELL**




Top LPN Program in Utah



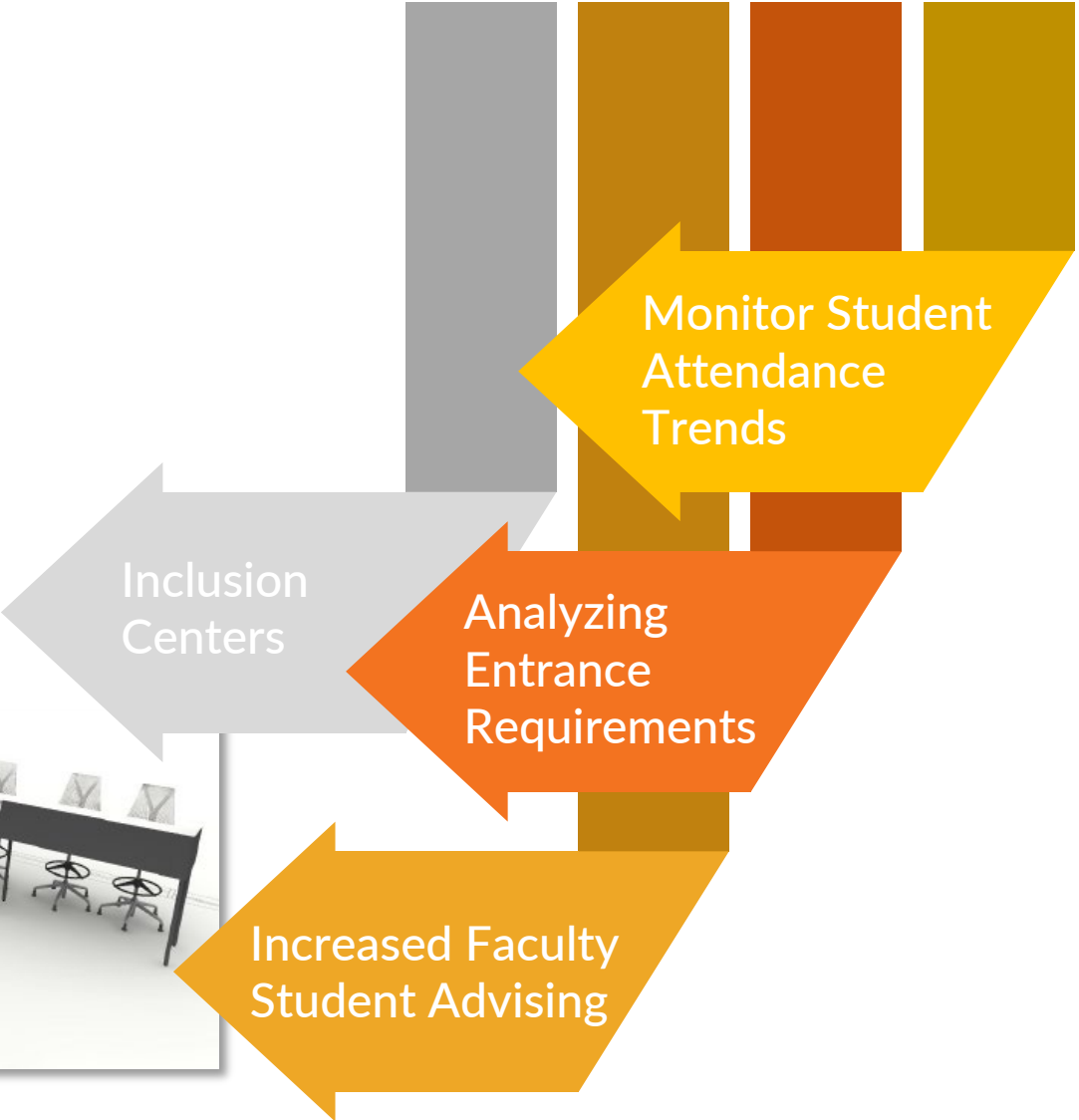


# LOW-PERFORMING STUDENTS



*Our focus is on non completers*

**Identify & Remove Student Barriers**



Monitor Student Attendance Trends

Inclusion Centers

Analyzing Entrance Requirements

Increased Faculty Student Advising

# COVID IMPACT ON ENTRY-LEVEL STUDENTS

## IMPACT

---



### Mental Health

- Lack of mental health services on campus
- 

## SUPPORT



### Shared Services



The Jed Foundation





## COVID IMPACT ON ENTRY-LEVEL STUDENTS

**IMPACT** Funding

**SUPPORT** Utilized Stimulus Funding

Access & Opportunity

Learn & Work

American Rescue Plan Act

Over \$450,000 in scholarships

Over 300 students benefited

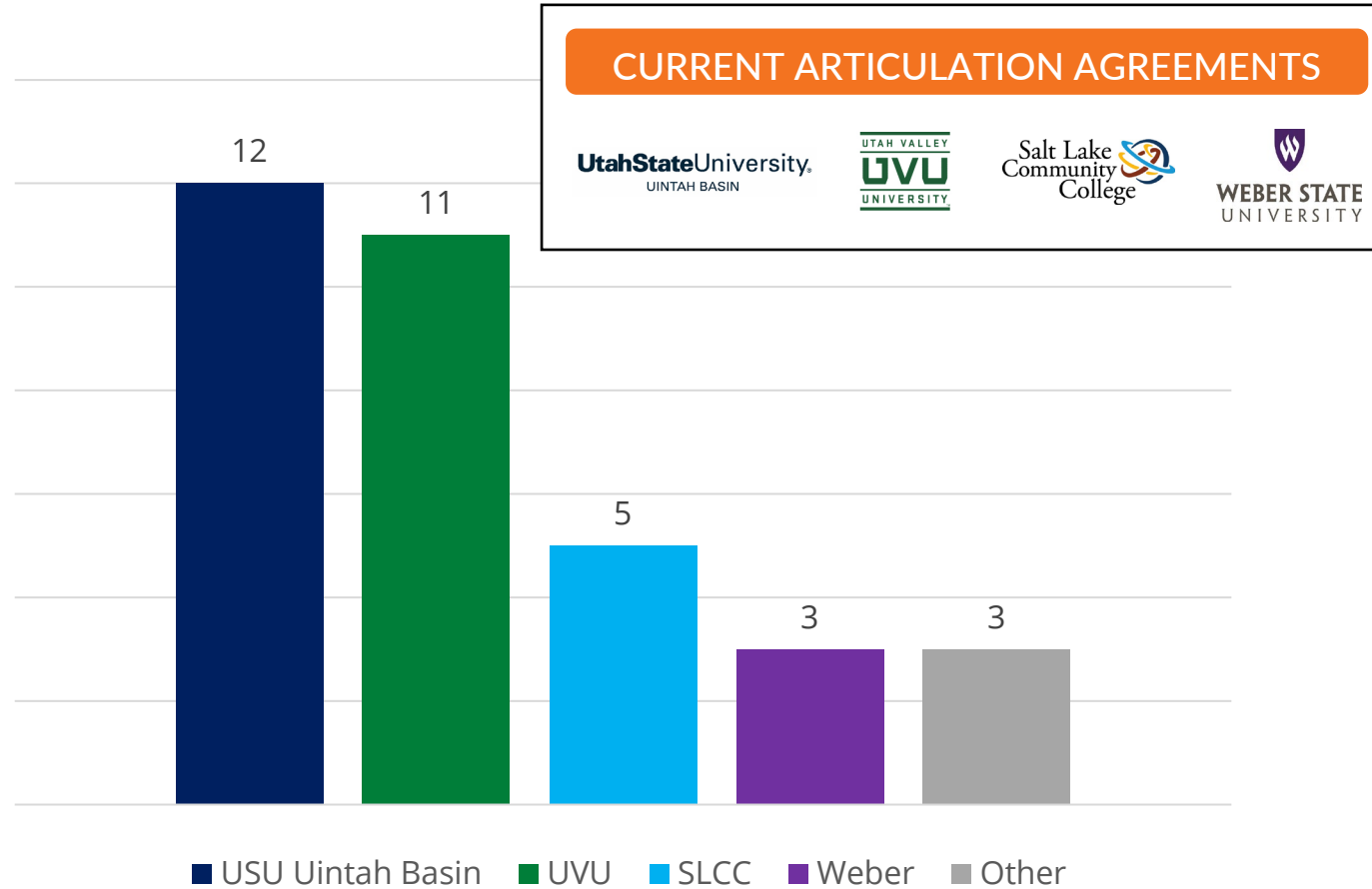


# SUCCESSES DEVELOPING SEAMLESS PATHWAYS AND STACKABLE CREDENTIALS

Future Articulating Colleges and Universities:



## CURRENT ARTICULATION AGREEMENTS



Number of students who made an appointment with Articulation Coordinator to seek assistance to stack their credentials (February 2021 - January 2021)





**Uintah Basin Technical College**

*Thank you!*

