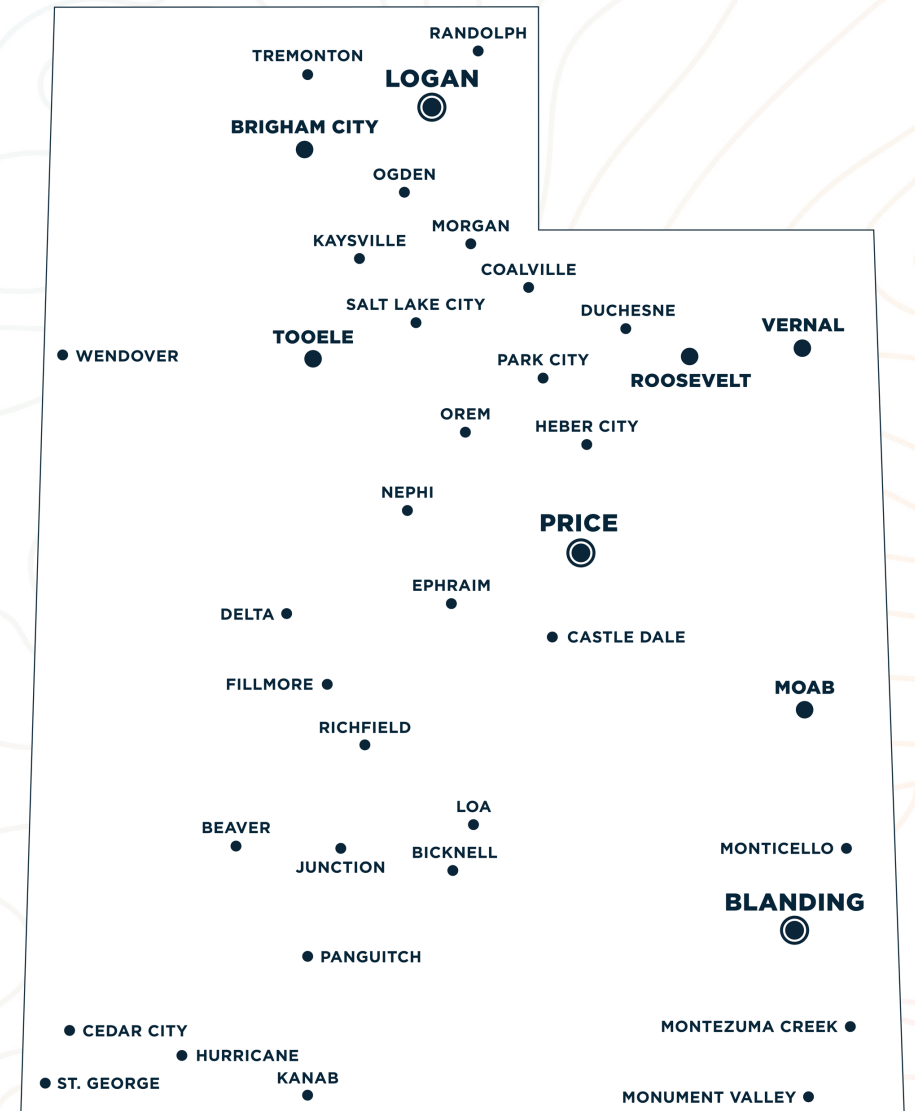


THIS IS OUR



Presentation to
**Higher Education
Appropriations Committee**

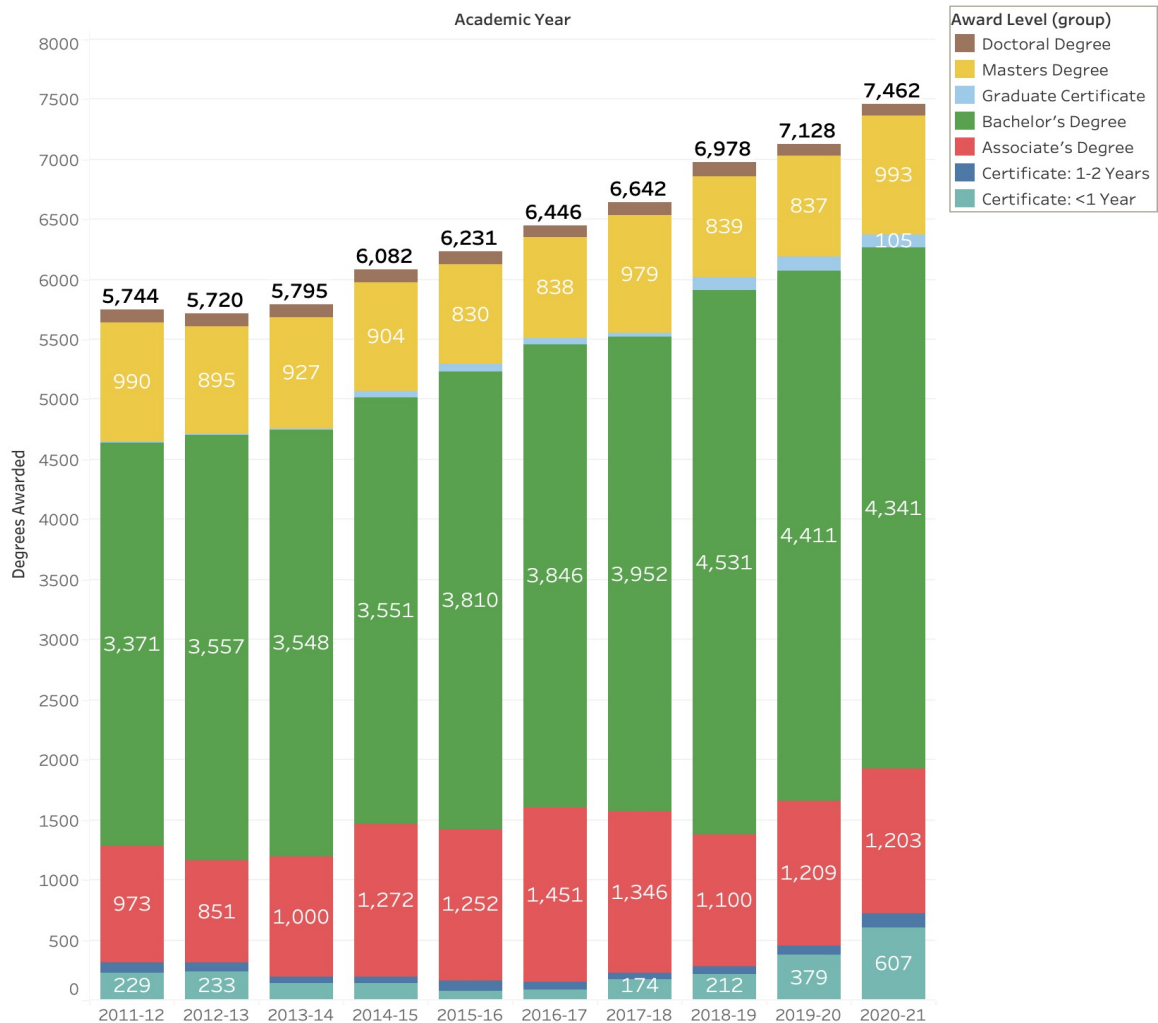
February 1, 2022



UtahStateUniversity®

USU Completions

USU Degree Awards by Level (Including CTE)



USU Completions: Bachelor's Degree Outcomes at 6 Years

Attainment Status	Cohort Year				
	2010	2011	2012	2013	2014
Graduated from USU	49.3%	48.8%	49.2%	52.6%	53.2%
Graduated after transfer	7.8%	7.1%	8.4%	8.4%	10.1%
Still enrolled at USU	4.1%	3.9%	3.3%	2.9%	2.7%
Still enrolled after transfer	6.2%	6.7%	8.4%	6.4%	6.8%
Dropped out or official LOA	32.6%	33.5%	30.7%	29.7%	27.2%

USU Completion: Impact on Enrollment

From 2012 to 2021:

Line = Day 15 Headcount (excludes Workforce and TE)

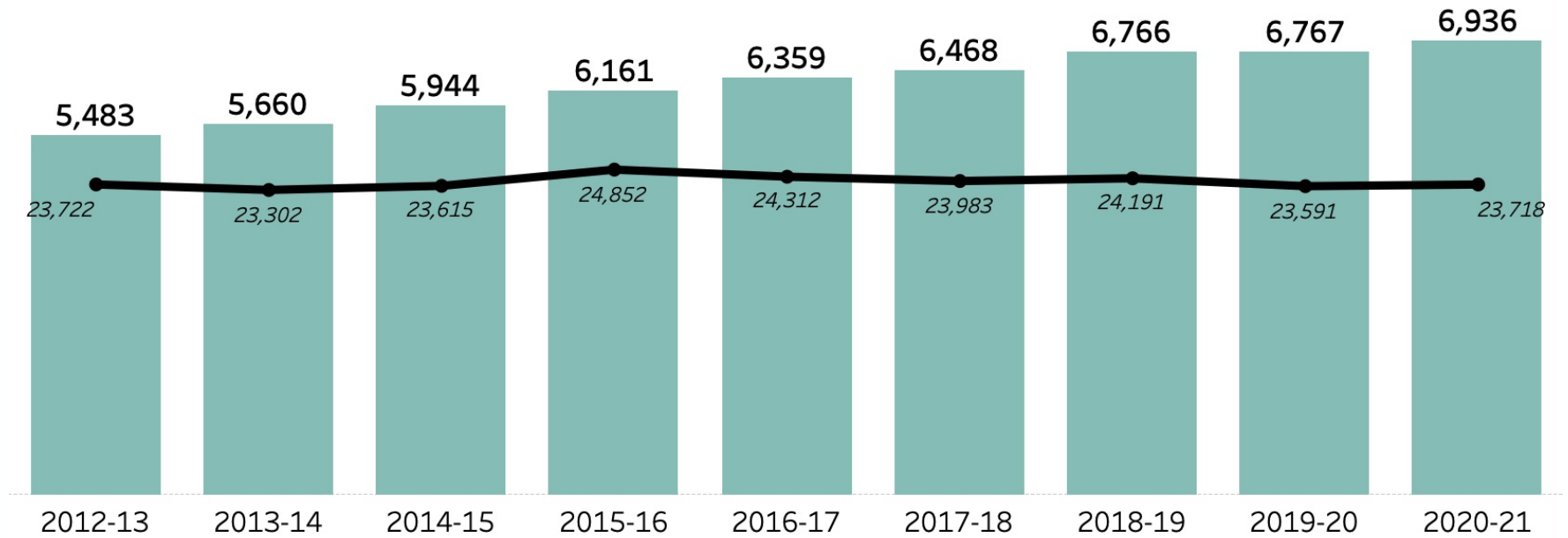
Bars = Awards (excludes Workforce and TE)

Degree-Seeking
Headcount

➡ Flat

Degrees Awarded

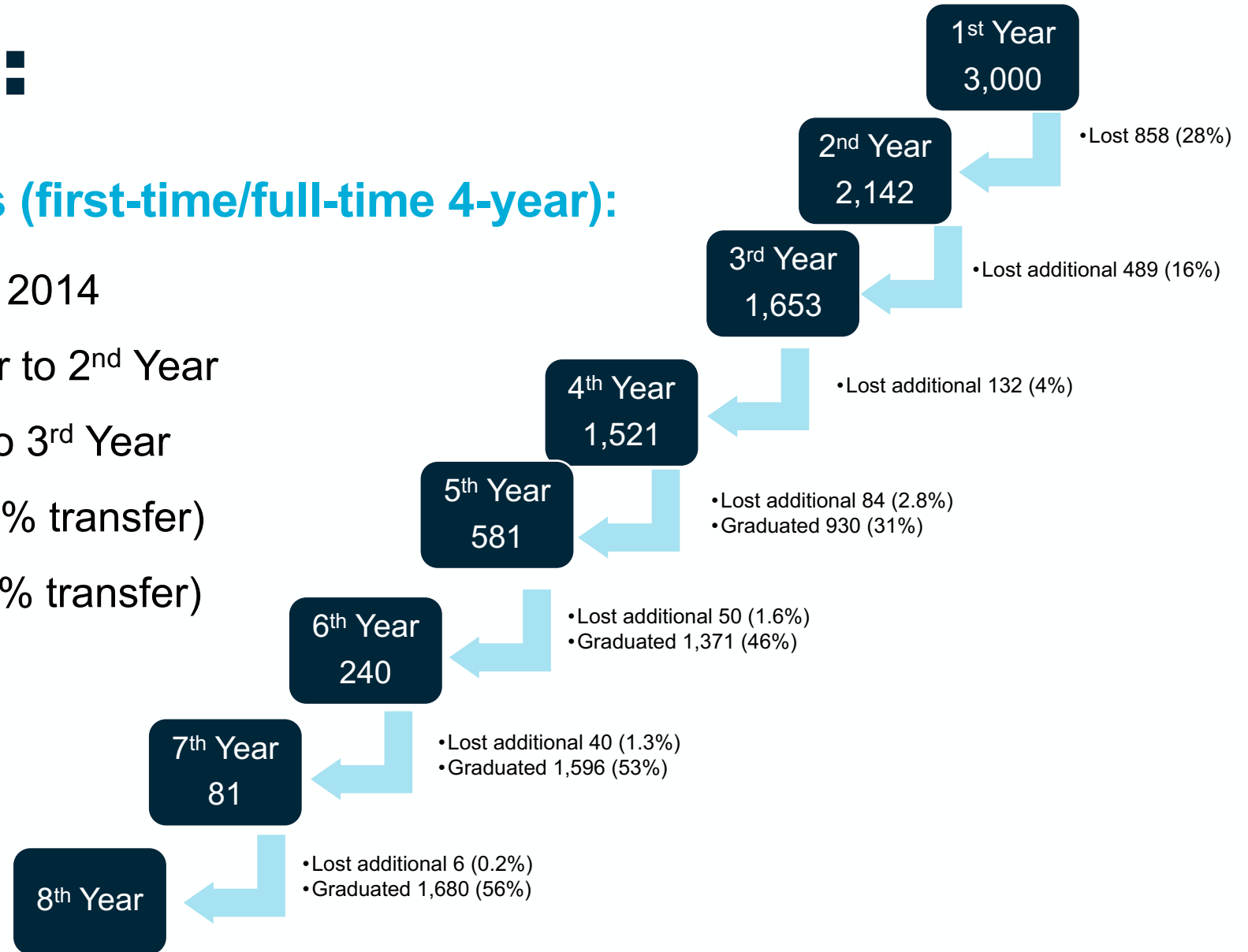
⬆ 26.5%



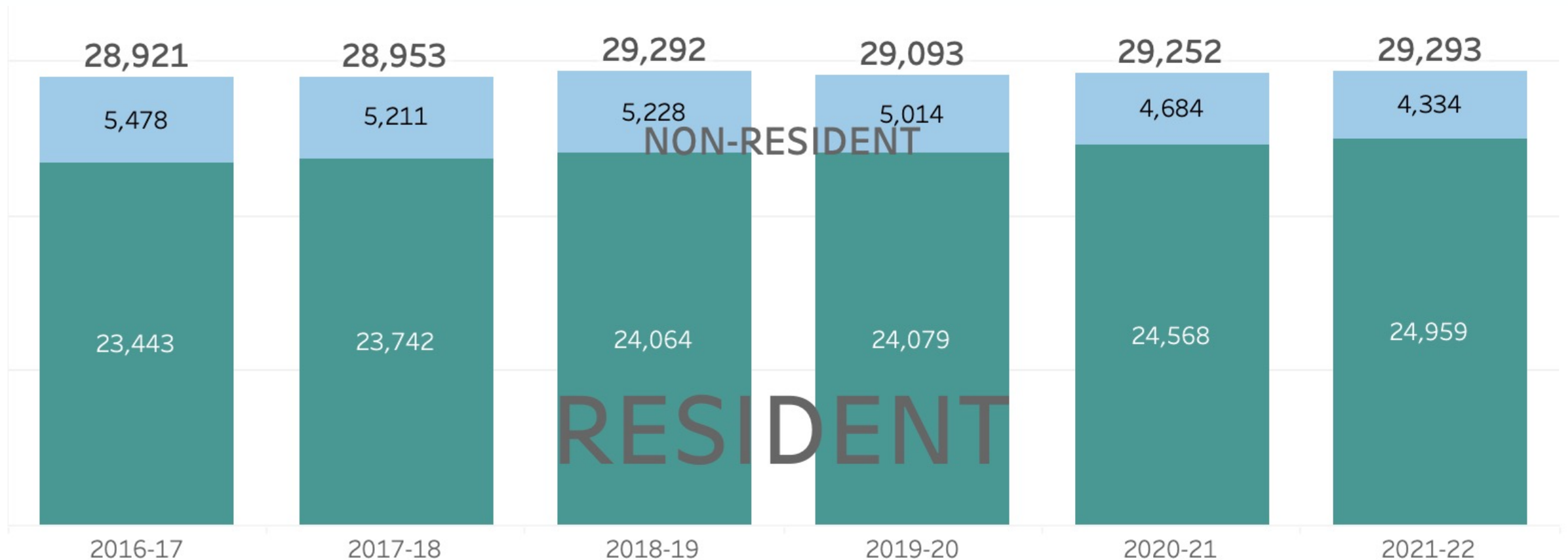
USU Retention:

2014 Cohort of 3,000 students (first-time/full-time 4-year):

- **75%** - of all entering students in 2014
- **28%** - biggest loss, from 1st Year to 2nd Year
- **16%** - additional loss, from 2nd to 3rd Year
- **63%** - graduated by 6th Year (10% transfer)
- **67%** - graduated by 8th Year (11% transfer)



USU Enrollment: Fall End-of-Term Headcount



USU Completion Strategies:

Center for Student Analytics

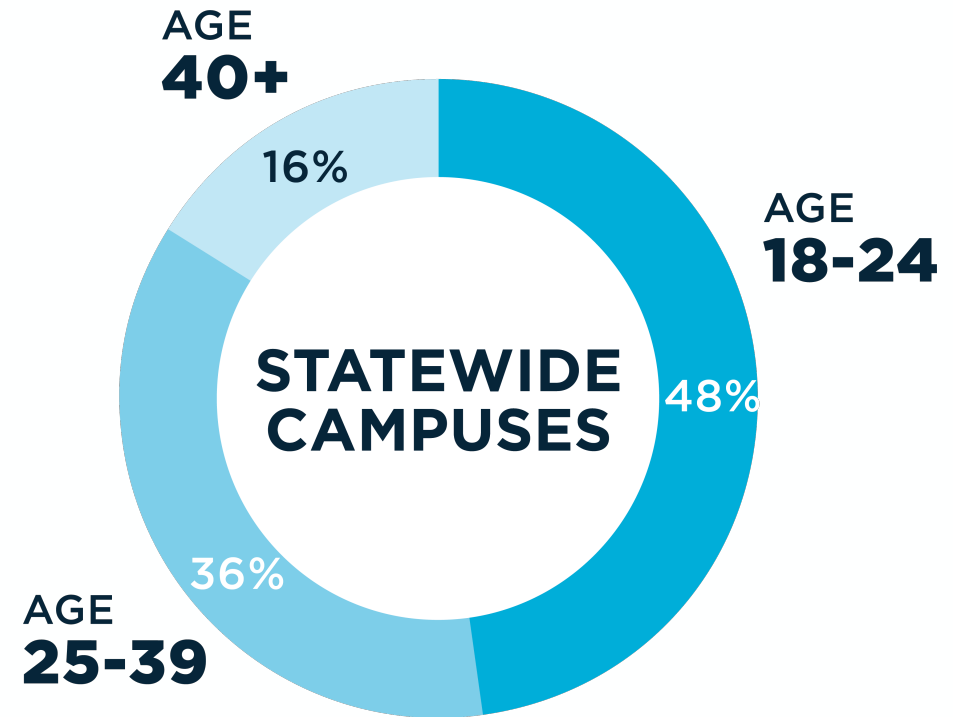
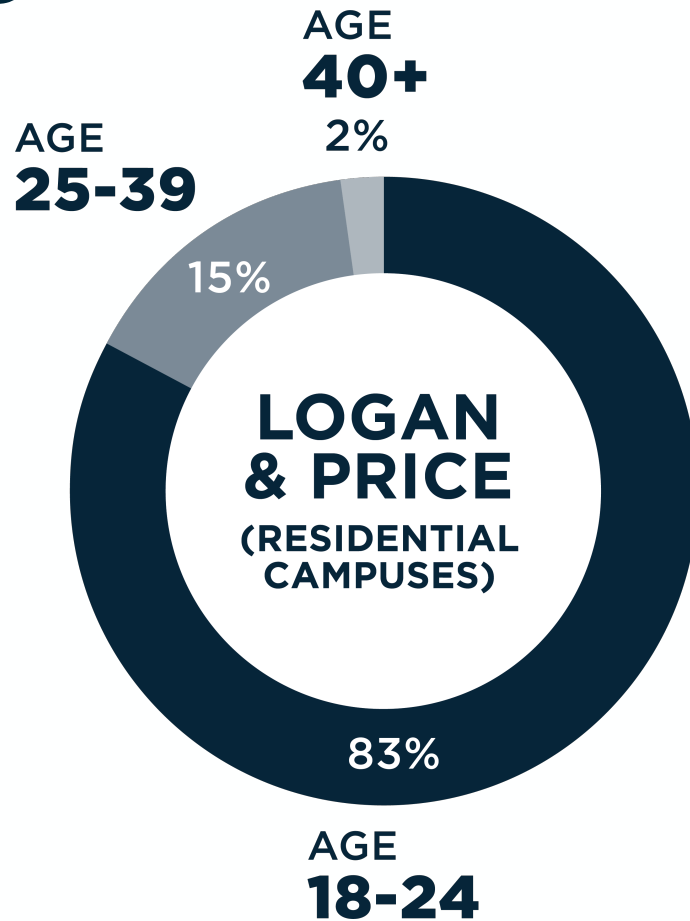
- Academic advising
- Degree Works plan
- Co-curricular activities like math tutoring, writing center
- High impact activities like UG research, study abroad
- Financial aid distribution
- Faculty - student engagement
- New student orientation (Connections)
- Peer mentors

Increased persistence in Latinx students

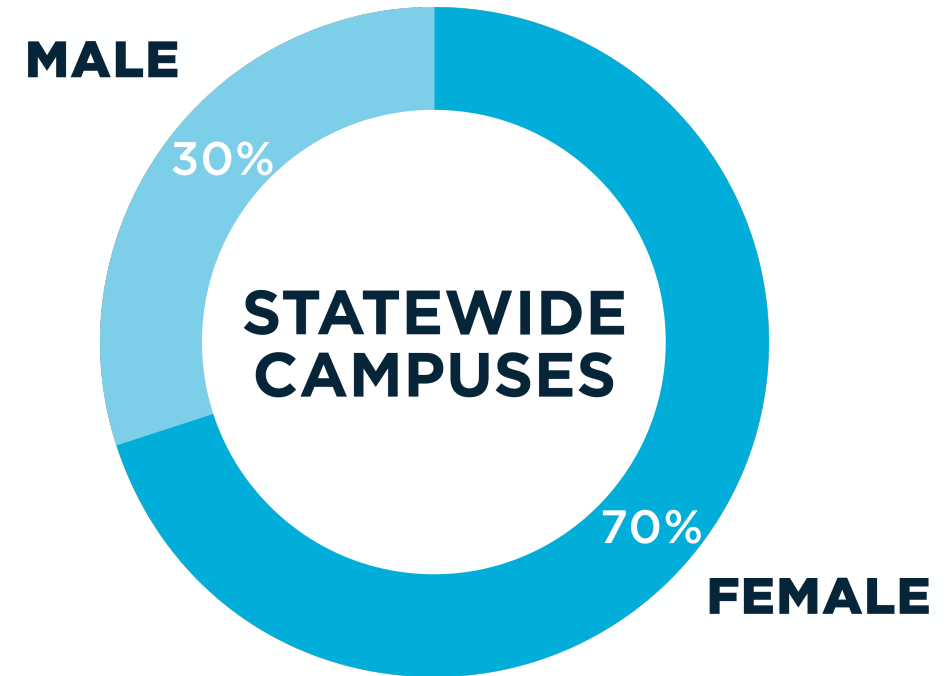
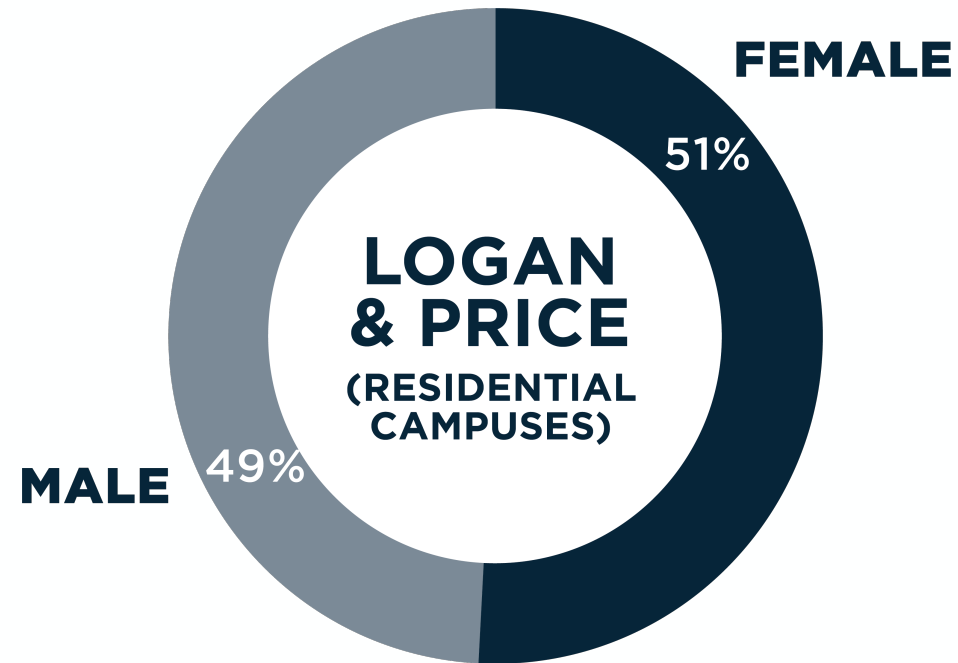
- **5.5%** if meet with academic advisor ≥ 3 times
- **8.5%** if complete all 5 orientation units
- **3.2%** if living in on-campus housing



USU Enrollment: By Age



USU Enrollment: By Gender



USU Enrollment: By Ethnicity



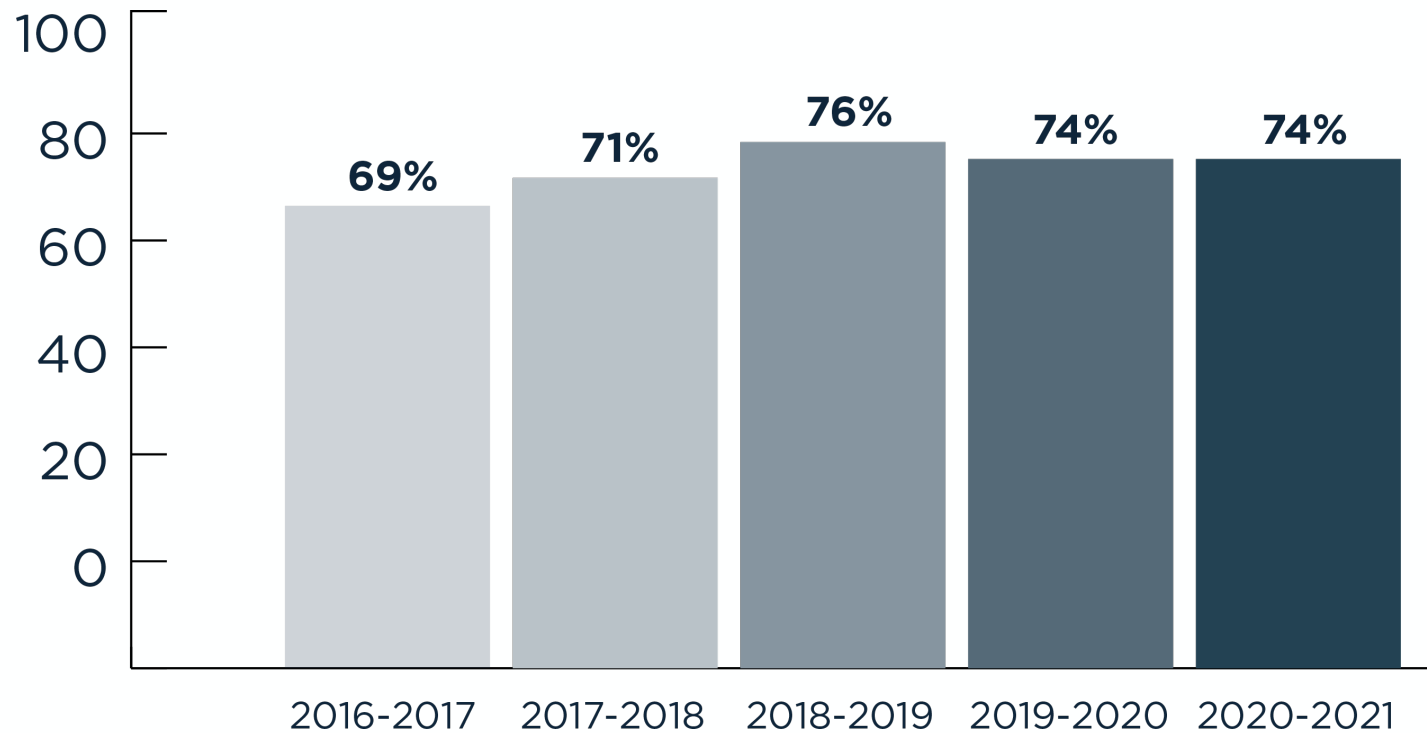
0.6%	AMERICAN INDIAN OR ALASKAN NATIVE
1.1%	ASIAN
0.8%	BLACK OR AFRICAN AMERICAN
5.7%	HISPANIC OF ANY RACE
0.3%	NATIVE HAWAIIAN OR PACIFIC ISLANDER
1.8%	NON-RESIDENT ALIEN
2.4%	TWO OR MORE RACES
87.2%	WHITE/UNSPECIFIED



5.0%	AMERICAN INDIAN OR ALASKAN NATIVE
0.9%	ASIAN
1.0%	BLACK OR AFRICAN AMERICAN
7.4%	HISPANIC OF ANY RACE
0.3%	NATIVE HAWAIIAN OR PACIFIC ISLANDER
0.3%	NON-RESIDENT ALIEN
2.0%	TWO OR MORE RACES
83.2%	WHITE/UNSPECIFIED

USU Workforce Alignment

% of Degrees Awarded Recognized as 5-Star by
Utah Dept. of Workforce Services



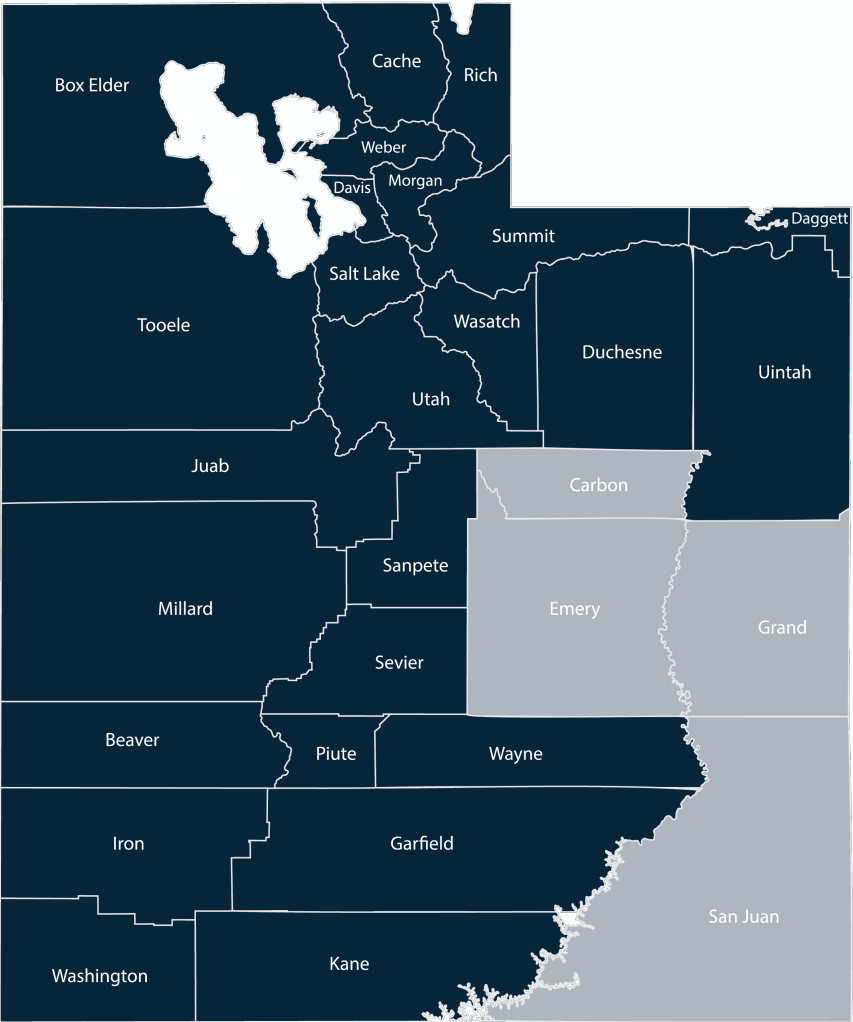
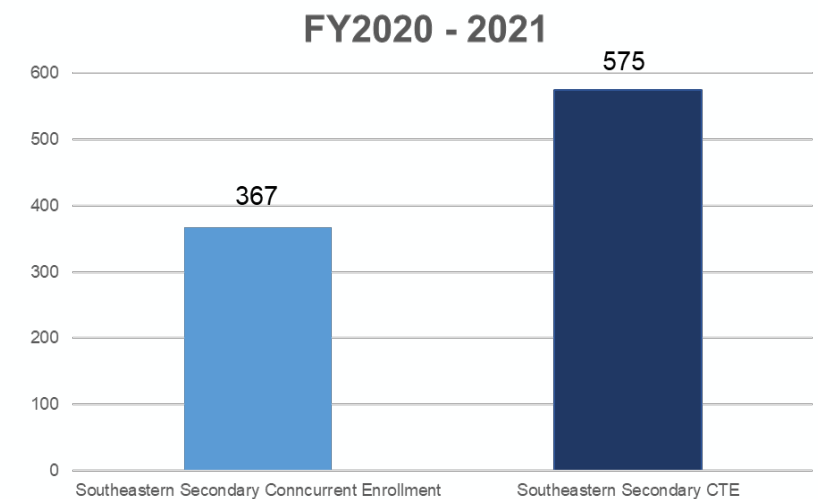
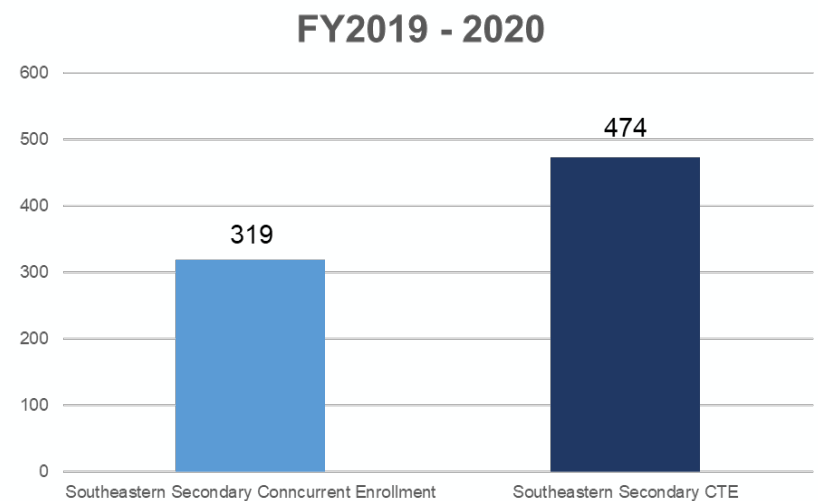
High market demand areas:

- Psychology
- Agriculture
- Business Management
- Health Professions
- Biological and BioMed
- Communication Disorders and Deaf Education
- Economics
- Mechanical Engineering
- Computer Science
- Nursing
- Kinesiology
- Animal, Dairy & Vet Sciences
- Education



Utah State University
Blanding

USU Secondary Student Participation: Southeastern Utah



USU Response to Statewide Needs:

Master's in Social Work

- Crisis-level workforce shortages in Utah and the nation
- **170** current students at **11** Statewide Campuses (**92%** of grads stay in Utah)
- Students in field placement at **120** nonprofit and public agencies
- Spanish for Social Service Workers course + new certificate to better equip bilingual students serving LatinX clients



USU Response to Statewide Needs:

HEART (Health Extension: Advocacy, Research and Teaching)

- Partners locally, nationally to address the opioid crisis and public health issues
- Based in nine counties: Cache, Box Elder, SL, Weber, Davis, Tooele, Utah, Carbon, Emery
- Focuses on:
 - Prevention and education
 - Stigma and harm reduction
 - Strengthening community ties
 - Resilience building



HEALTH EXTENSION
Advocacy. Research. Teaching.

USU Bastian Agriculture Center

\$41M - largest single gift in USU's history

- Transfer Salt Lake County Equestrian Park to USU
- Provide Ag and STEM experiences in urban setting
- Promote youth education including 4-H
- Provide research-based outreach to local government, communities and individuals



USU Conservation Efforts:

USU Campuses


- Energy efficient buildings
- Water efficient landscapes
- Weather-responsive irrigation

USU Moab Building

- LEEDS Silver certified
- Combustion-free, net-zero energy

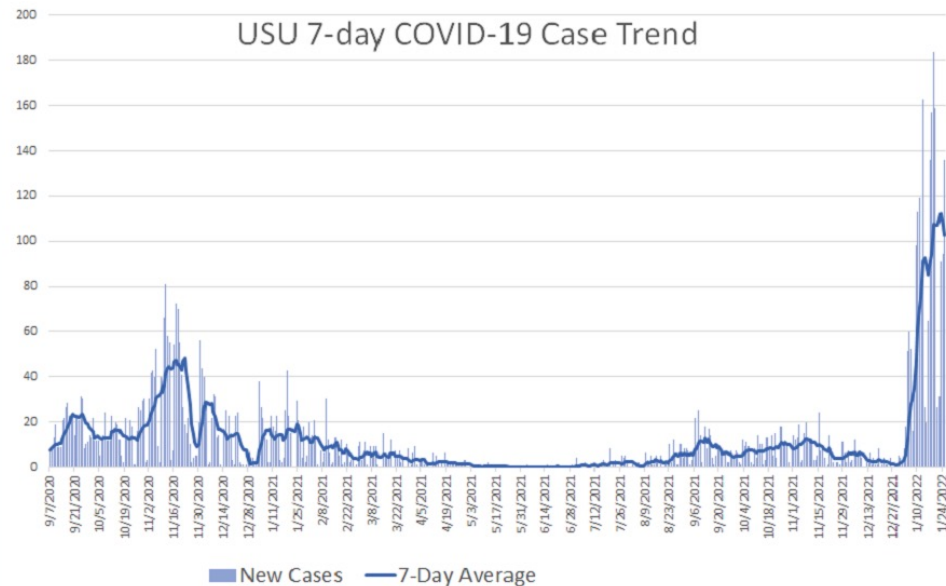
USU JQL Institute for Land, Water and Air

- Established with \$7M private gift
- Delivered inaugural report to the Governor
- Best practices and research in addressing Utah's issues



USU COVID-19 Strategies:

- PCR testing for all employees and students
- On-campus vaccination clinics
- Wastewater sampling
- Class seating chart tool for contact tracing
- Mixture of delivery modalities as needed



USU *Ready*™

USU Online Education Over 25 Years

- **1995:** started moving paper-based independent study to digital format
- **AY 2020-2021: 24,607** USU students took at least one online course
 - **650+** online courses
 - **70+** online degrees, minors, and certificates
 - **13** certificates and licensures
 - **23** minors
 - **19** undergraduate degrees
 - **18** graduate degrees

25
YEARS
ONLINE

Utah's #1 Online University



#14



#7

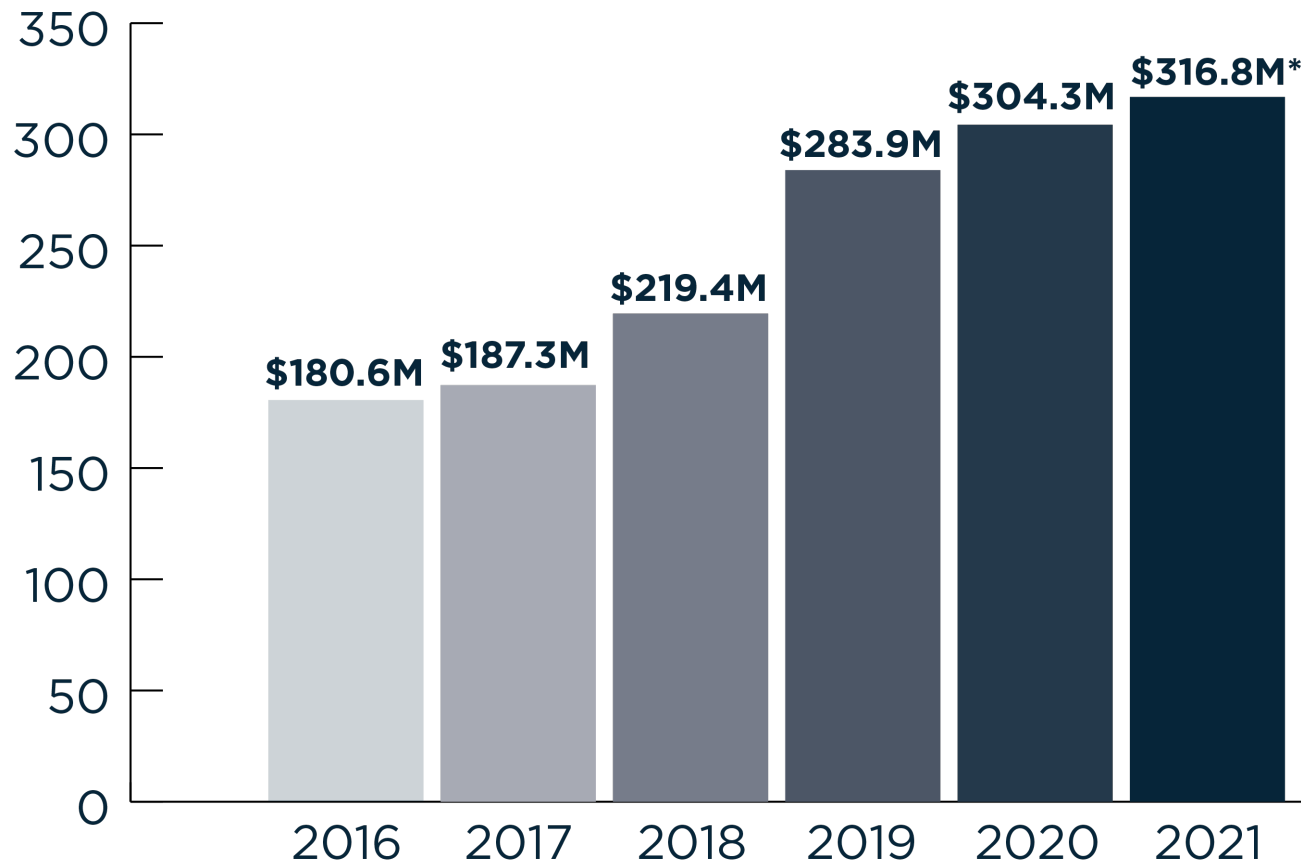


#13

Requests to HE Appropriations Committee:

- Appreciation for USHE funding requests including performance funding, performance-based salary adjustments and SB102
- Advanced Materials funding line moved from GOED to line appropriations of Utah State University and Weber State University
- O&M for USU Blanding TE Building (\$193K)
- O&M for USU Nora Eccles Harrison Museum of Arts (\$66K)

USU Research Expenditures: Up 62% in 5 Years



USU moved to **Carnegie R1 "Very High Research Activity"** status in 2022

1 of 3 institutions to receive **Council on Undergraduate Research Award** in 2020

USU Research Expenditures: Peer Group

	(\$M) Expenditures	Expenditures Ranking
	FY20	FY20
Colorado State University ★	407.3	65
Washington State University ★	335.2	76
University of Nebraska-Lincoln	320.5	81
Utah State University	304.3	83
Oregon State University ★	269.4	95
Kansas State University ★	213.9	116
Montana State University	166.3	132
University of Nevada-Reno	159.8	136
New Mexico State University	107.3	161
University of Wyoming	93.1	168

★ Has School of Veterinary Medicine

ROI on USU Research



UtahStateUniversity

SPACE DYNAMICS LABORATORY

DELIVERING MISSION SUCCESS

Trusted Partner

- University Affiliated Research Center (UARC)
- Nonprofit, owned by Utah State University
- Solve critical national and scientific challenges for a secure and prosperous tomorrow



Recent Contract Awards

National Aeronautics and Space Administration (NASA)


- **\$55M** contract for the Atmospheric Waves Experiment (AWE)
- SDL: prime contractor
USU: principal investigator

Air Force Research Laboratory (AFRL)

- **\$1B** contract with the Space Force
- 10-year

Missile Defense Agency (MDA)

- **\$300M** contract with the MDA
- 7-year



Economic Impact

FY21 Revenue

- **\$222M**

Wages and Benefits Expenditures

- **\$81M** in wages and benefits
- **\$110,500** average salary
- **\$27.50** average part-time employee hourly rate

Non-Payroll Expenditures

- **\$107.9M**
 - Buildings, machinery and equipment, subcontracts, and tuition and fees
 - Small business support
 - Women-owned, veteran-owned, and disadvantaged small businesses

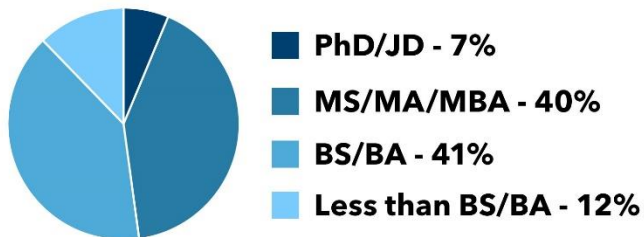


Attracting Intellectual Capital

Employee Growth

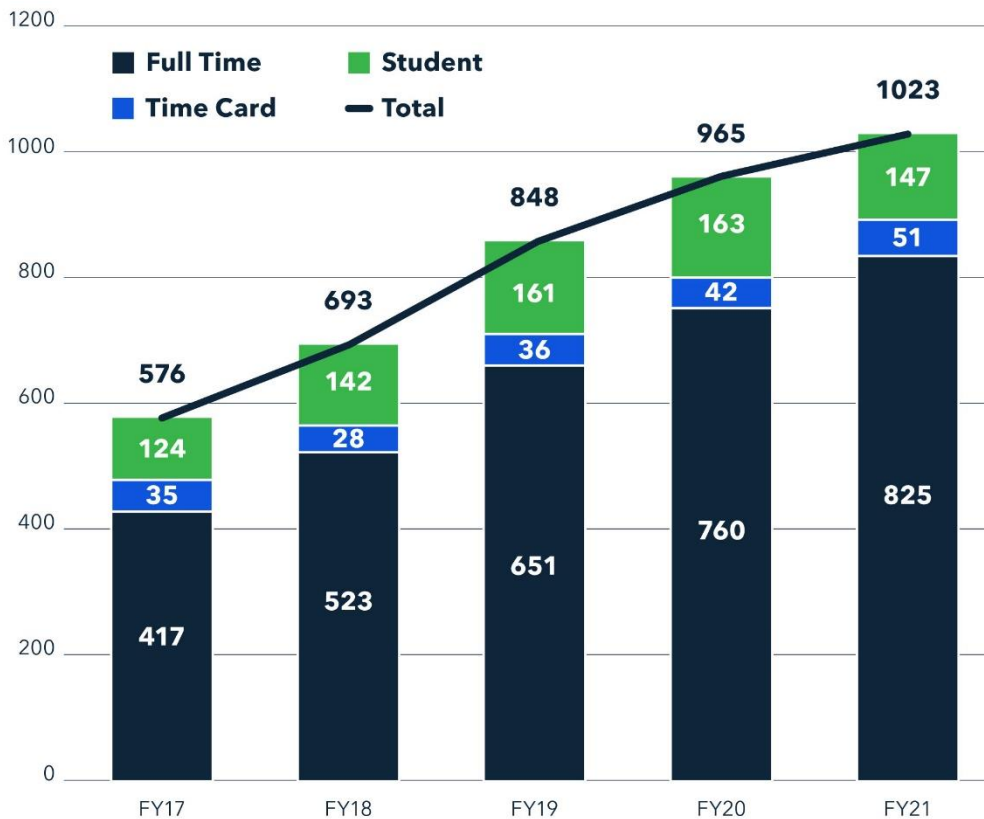
- Nearly doubled in five years
 - **928** Utah employees
 - **28%** of FY21 Utah hires came from out of state

Highly Educated Workforce



Student Mentoring

- **147** USU student employees



Data cutoff: November 12, 2021

Research Impact

OSIRIS-REx

- Asteroid sample return mission
- SDL developed the camera systems
- Sample returns to Utah Test and Training Range on September 24, 2023

James Webb Space Telescope

- Largest space-based observatory in history
- SDL provided thermal management expertise

Small Satellite Conference

- 3,500 attendees
- 45 countries
- 1,100 organizations





Space Dynamics
LABORATORY
Utah State University