



UTAH VALLEY UNIVERSITY INSTITUTIONAL REPORT

DR. ASTRID S. TUMINEZ
UVU PRESIDENT
FEBRUARY 3, 2022

Thank you!





Meet the graduating class of 2021...

8,729 graduates

10,443 degrees & certificates

35% first-generation students

41.5% completion rate

67% retention rate

A very fun
(and historic)
win!



BYU BASKETBALL SPORTS BYU COUGARS

How UVU shocked No. 12 BYU

The Wolverines scrapped, battled and shocked BYU in overtime Wednesday night, spoiling Mark Pope's return to the UCCU Center.

By Jeff Call | Dec 1, 2021, 11:58pm MST

f t SHARE



We are focused: Mission and Core Values:

Utah Valley University is an integrated university and community college that educates every student for success in work and life through excellence in engaged teaching, services, and scholarship.

Exceptional
Care

Exceptional
Accountability

Exceptional
Results



Our North Star: UVU VISION 2030

ACHIEVE

Strategy #1: Enhance student success and accelerate completion of meaningful credentials

INCLUDE

Strategy #2: Improve accessibility, flexibility, and affordability for all current and future UVU students








ENGAGE

Strategy #3: Strengthen partnerships for community, workforce, and economic development

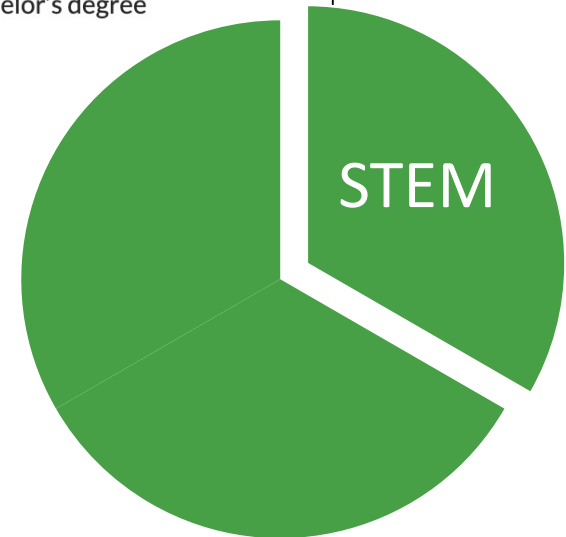


41,262 students strong!



| | | |
|---|---|---|
|  30% are age 25 or older |  19% are students of color |  37% are first-generation students, meaning that neither of the student's parents completed a bachelor's degree |
|  38% are married or in a partnership |  17% support at least one child | |
|  49% work at least 21 hours per week 24% work more than 31 hours per week |  81% are employed while attending UVU | |

- 93 bachelor's degrees
- 69 associate degrees
- 11 master's degrees
- 57 certificates



1/3 of UVU's bachelor's degrees are in STEM fields

**#1 ACCELERATE COMPLETION OF
MEANINGFUL CREDENTIALS**

VISION 2030



PLEASE DON'T SPOIL
THE MOMENT.

C
UCSD

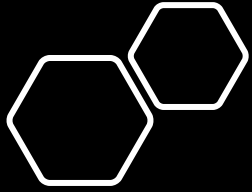
C
UCSD

ACUNA

ADON JON

ARTIST

UC



Completion

Measures only entering students

- First-time entering any college
- Entering in Fall Semester
- Enrolled Full-time



Timely Completion Rates, 2020

| Institution | Completion Rates, All Students | Completion Rates, Underrepresented Students |
|--------------------------------|--------------------------------|---|
| Bridgerland Technical College | 64% | 53% |
| Davis Technical College | 51% | 53% |
| Dixie State University | 35% | 24% |
| Dixie Technical College | 62% | 58% |
| Mountainland Technical College | 77% | 78% |
| Ogden-Weber Technical College | 42% | 34% |
| Salt Lake Community College | 39% | 31% |
| Snow College | 61% | 54% |
| Southern Utah University | 49% | 46% |
| Southwest Technical College | 80% | 82% |
| Tooele Technical College | 48% | 53% |
| Uintah Basin Technical College | 58% | 54% |
| University of Utah | 69% | 64% |
| Utah State University | 52% | 38% |
| Utah Valley University | 34% | 25% |
| Weber State University | 34% | 22% |

THE Campus / Part of Times
Higher Education

IPEDS and the trouble with student metrics in the US

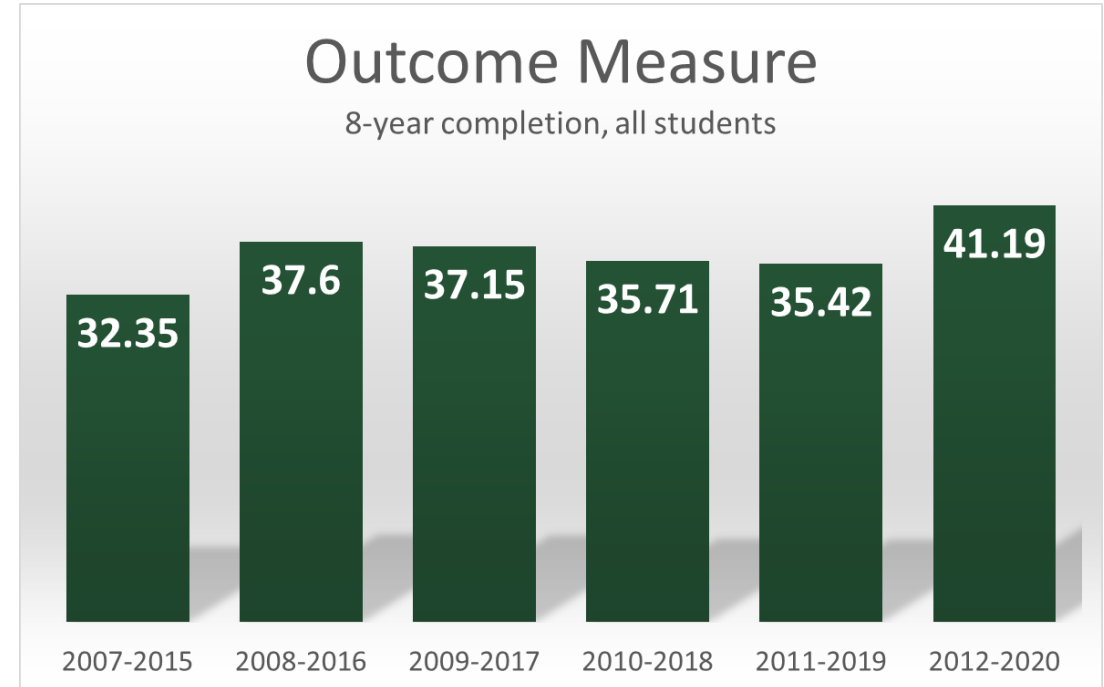
The IPEDS education data surveys hold great weight in the HE system, but they are not inclusive enough and thus no longer fit for purpose, says Elizabeth Harris

 **DeseretNews**

Guest opinion: Stringent completion measures don't tell the whole story at Utah universities

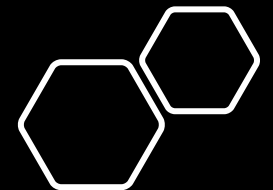
By Astrid Tuminez | Apr 19, 2020, 9:00am MDT

45% completion
by **2025**



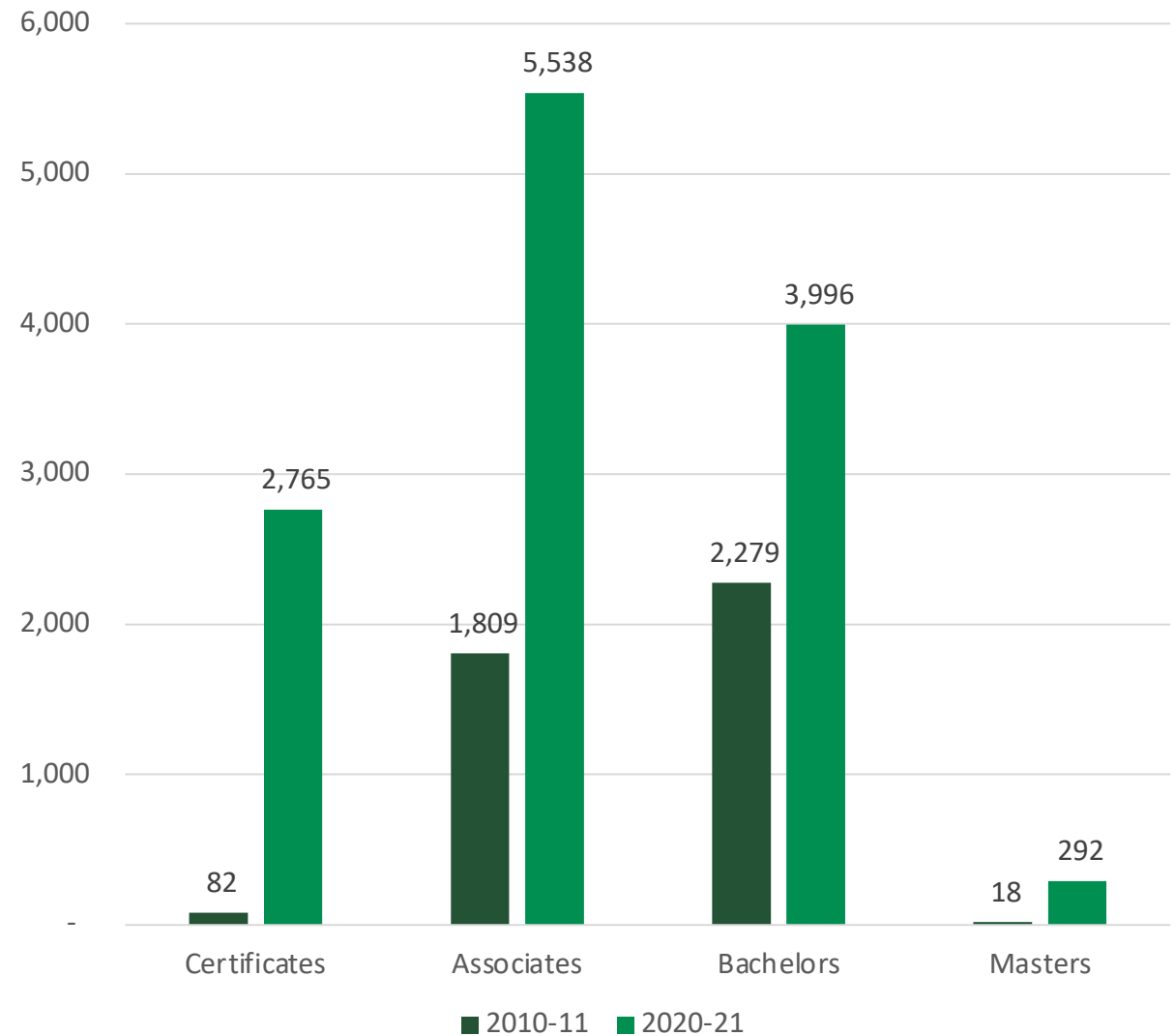
Outcomes Measure

- All entering undergraduates for a full year (Summer, Fall, Spring)
 - 7,295 entering students vs. 2,833 first-time, full-time, fall entering students



Awards Earned

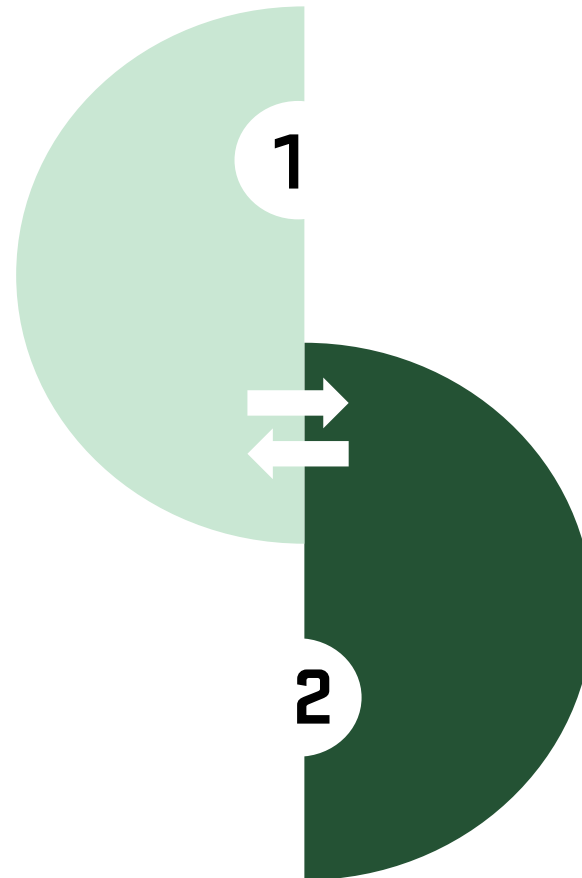
From 2010-11 to 2020-21, Bachelor's degrees awarded increased 75%, Associate's degrees awarded increased 206%, certificates awarded increased over 30 fold and Master's degrees awarded increased 15 fold.



BACHELOR'S DEGREES

- UVU awarded the **most Bachelor's degrees** in USHE:

- Business & Marketing
- Psychology
- Protective Services
- Construction Trades
- Transportation (Aviation)



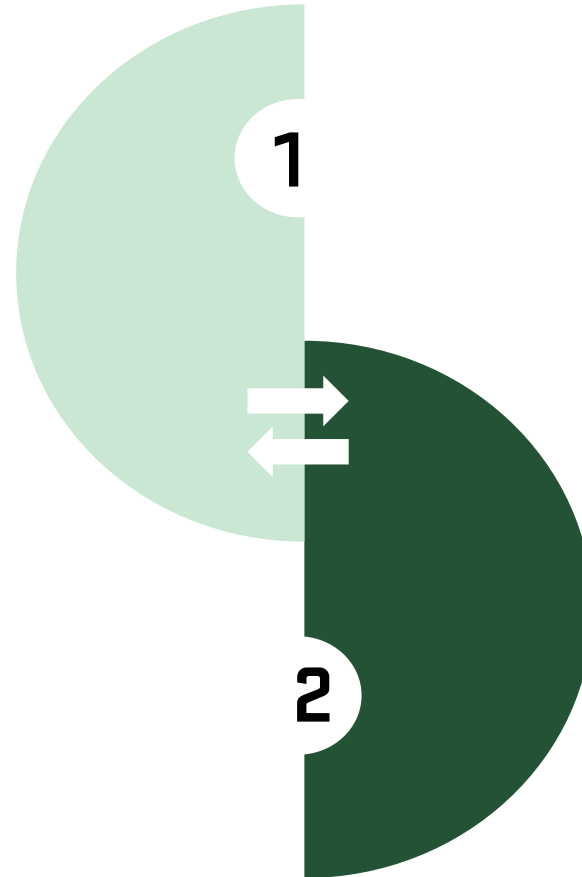
- UVU awarded the **2nd most Bachelor's degrees** in USHE:

- Biological and Biomedical Sciences
- Communication
- Computer and Information Sciences
- Education
- Engineering Technologies
- Family Science
- Foreign Languages
- Physical Sciences
- Visual & Performing Arts

ASSOCIATE'S DEGREES

- UVU awarded the **most Associate's degrees** in USHE:

- Business & Marketing
- Culinary Arts
- Education
- Engineering-related Technologies
- Physical Sciences
- Protective Services
- Transportation (Aviation)
- Visual & Performing Arts



- UVU awarded the **2nd most Associate's degrees** in USHE:

- Computer and Information Sciences
- Engineering Technologies
- Mathematics & Statistics

Some College,
No Degree
Utahns

(Approx.
370,000+)

Contacted 16,462 students with
90+ credits

2,908 re-enrolled

277 completed a bachelor's
degree

225 completed an associate's
degree

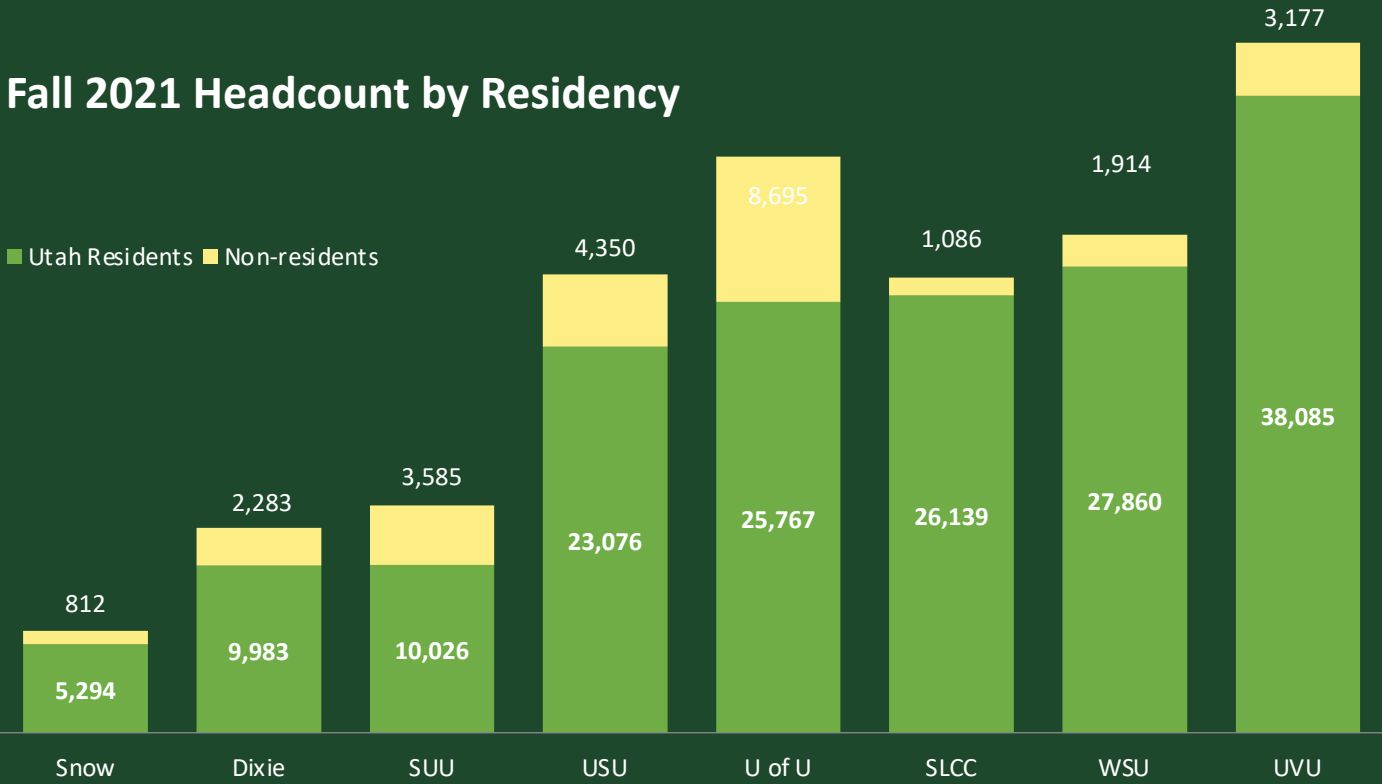
**#2 KEEP EDUCATION ACCESSIBLE,
AFFORDABLE, AND FLEXIBLE**

VISION 2030



UVU IS OPEN ADMISSION AND EDUCATES THE MOST UTAHNS

Fall 2021 Headcount by Residency

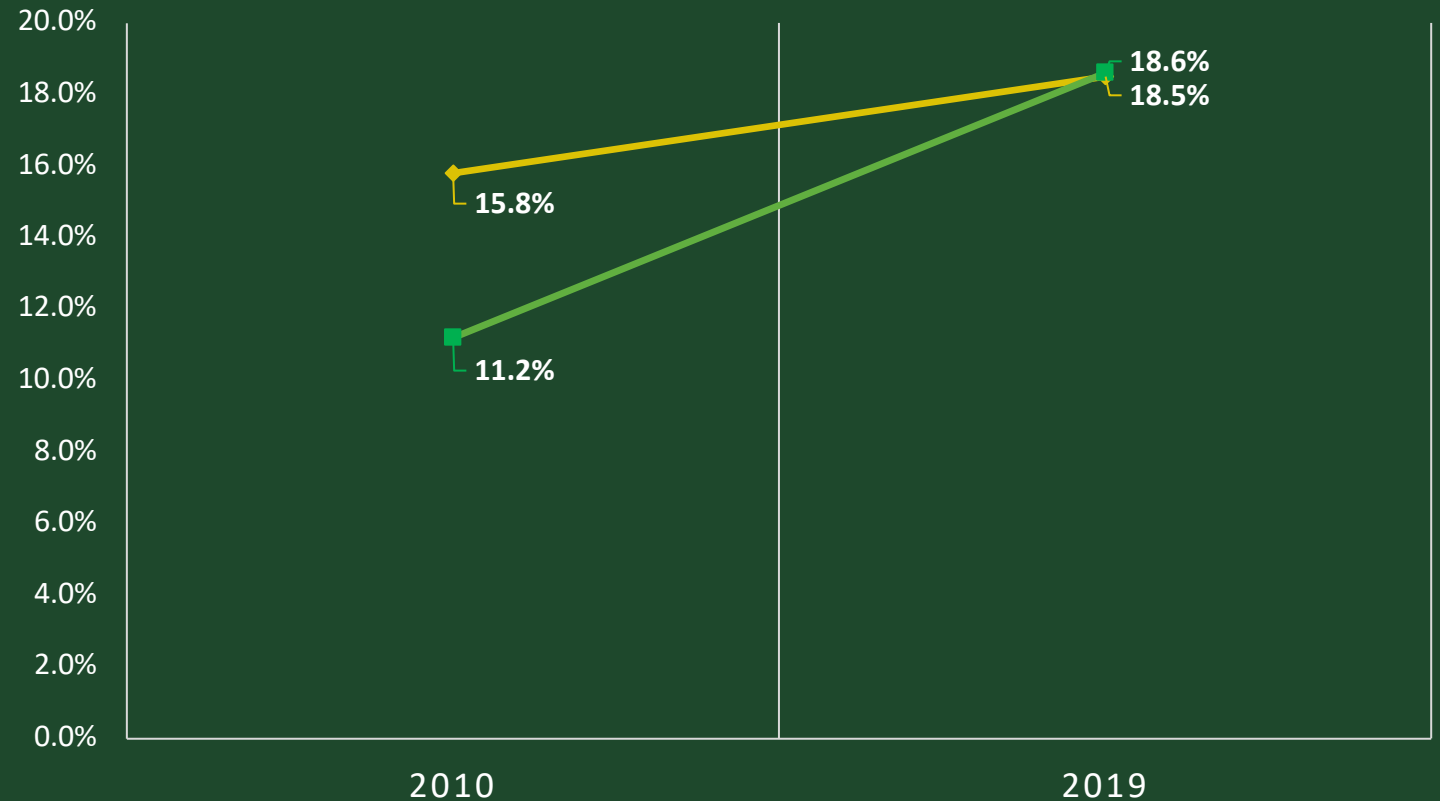




CLOSING THE OPPORTUNITY GAP

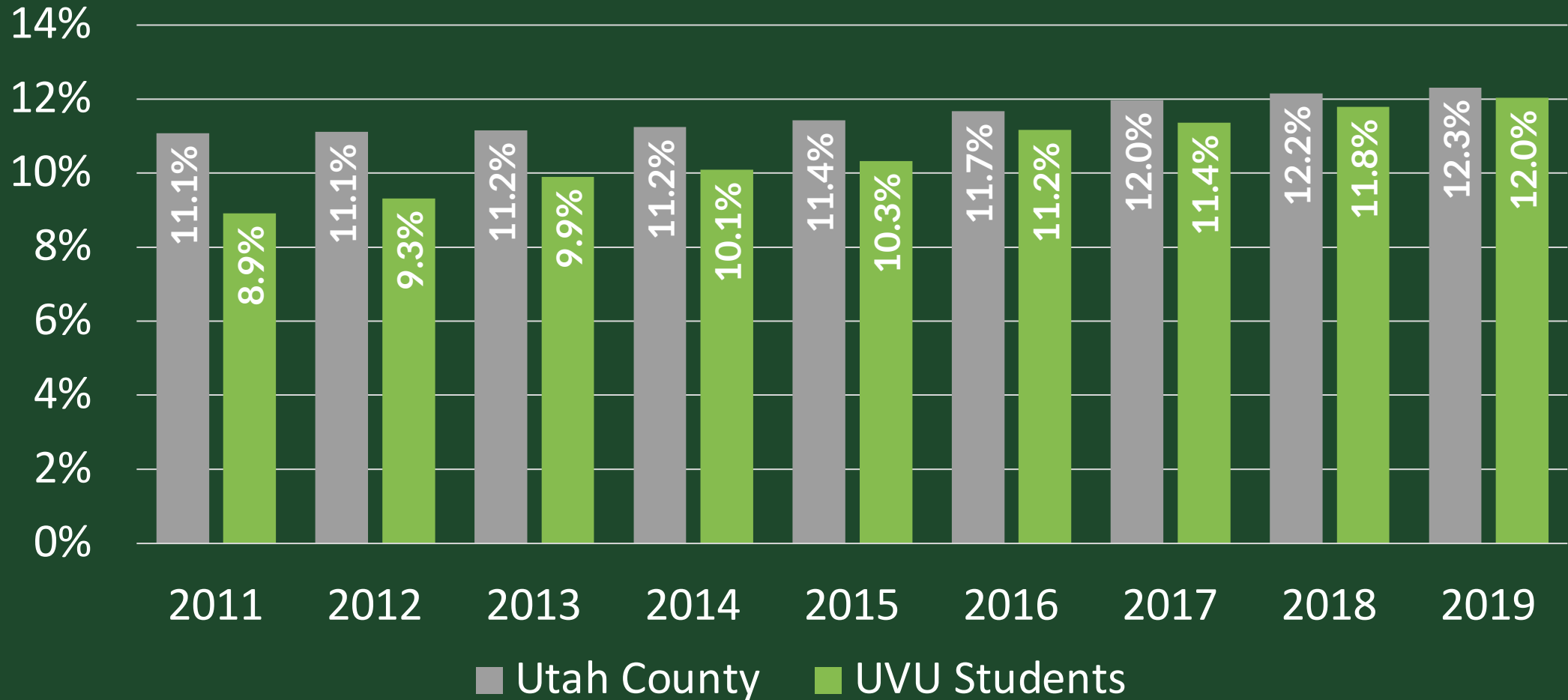
RACIAL/ETHNIC DIVERSITY

— Utah County Population — UVU Students



CLOSING THE HISPANIC GAP

Fall UVU Headcount vs. Utah County Population
(15 to 40 year-olds), 2011-2019



I am FIRST

Neither Parent/Guardian has a bachelor's degree.

#CelebrateFirstGen @iamfirstatuvu uvu.edu/iamfirst/



NEW TRIO FUNDING: EDUCATIONAL TALENT SEARCH GRANT

- \$1.4 million over 5 years
- Serves 1,000 low income and first-gen students in our service region



Timpview High School received the award for the high school that had the greatest increase of students of color taking Concurrent Enrollment courses

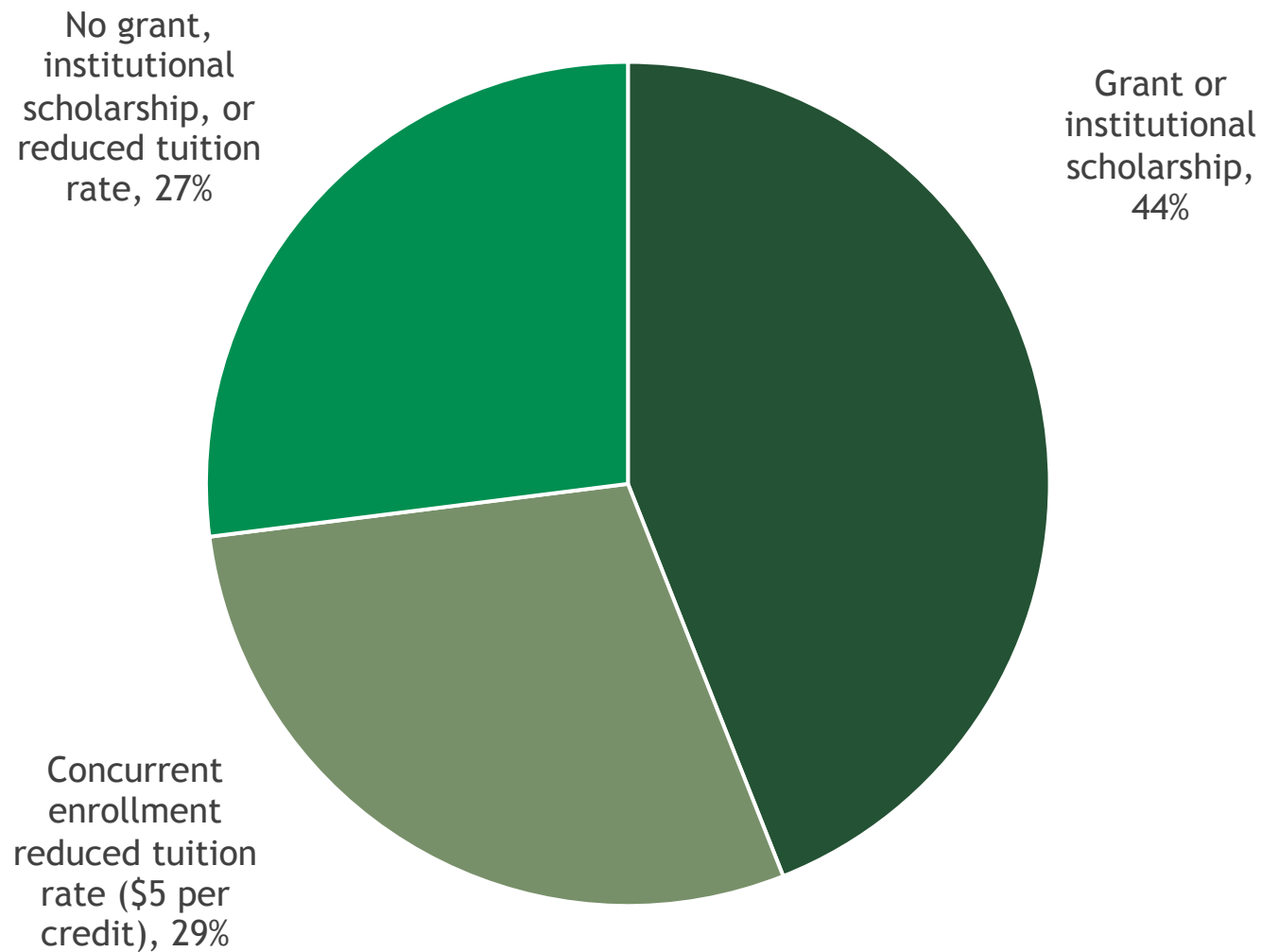


Discounted Tuition Cost Well Below Sticker Price

STICKER PRICE V. ACTUAL PRICE

- 44% receive financial aid that covers 92% of tuition/fees and does not need to be repaid
- Concurrent Enrollment students pay only \$5 per credit
- Based on this data, UVU's estimated annual discounted tuition rate is \$1,798 (average out-of-pocket tuition paid by students)
- HEERF disbursement of \$53.339m to 38,407 students; another \$10.3m to be disbursed by May 2022

UVU Undergraduate Students Receiving Grant, Scholarship, or Reduced Tuition Rate, 2019-2020



Source: IPEDS and UVU Enrollment Data



#1 IN
UTAH

— *for* —
ALUMNI EARNINGS



Grad Rankings
2021

#2 IN
UTAH

— **“BEST BANG
FOR YOUR BUCK”** —



Washington Monthly
2020

#3 IN
THE
NATION

— **“BEST RETURN
ON INVESTMENT”** —



Business Insider
2020



**\$555,371 raised
for full-ride
Presidential
Scholarships!**

UVU OFFERS EDUCATION THAT MEETS STUDENTS WHERE THEY ARE

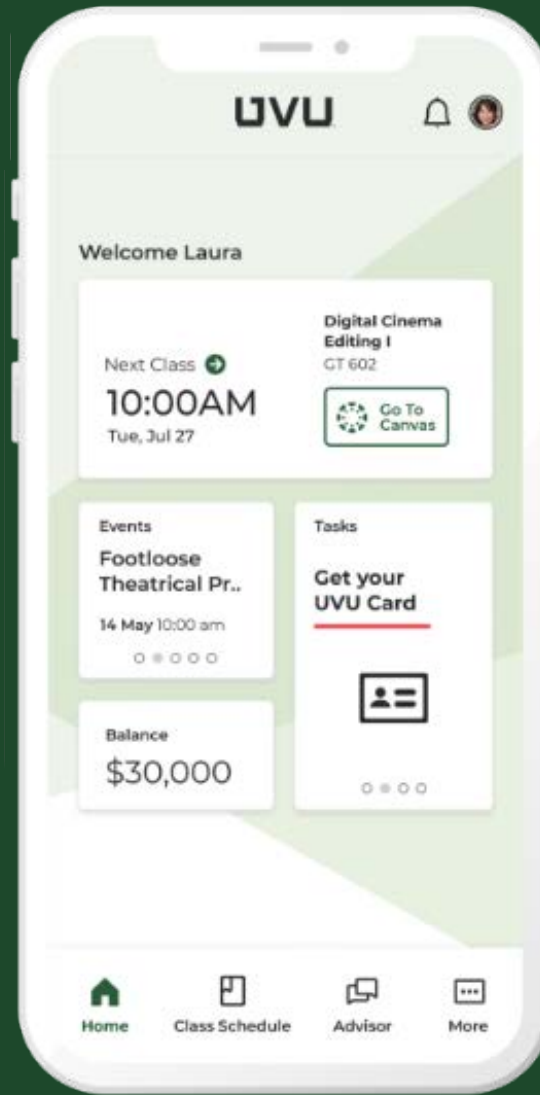
- 50 % Face-to-face
- 29.5% Online
- 20.5% Hybrid

- 5-7% higher retention for mixed modality learning
- 141% increase in “remote” (online, livestream) enrollment in 2019-2021



DIGITAL TRANSFORMATION (Dx)

- Faculty training, certification, support:
 - 1,362 notes of appreciation sent
 - 1,187 faculty now certified in online teaching (80% of full-time and 46% of adjunct faculty)
- Student Dx support:
 - 42 online programs (45% increase from 2019)
 - New mobile app for students
 - 357 classrooms upgraded in tech (50 more in the works, 300 fully automated)



This support made possible through HEERF funding

**#3 BECOME MORE RELEVANT TO
INDUSTRY AND THE COMMUNITY**

VISION 2030



UTAH'S ECONOMY IS #1!

20%

Tech workers
account for one-fifth of
worker earnings

UTAH COUNTY AT THE CENTER OF TECH GROWTH

#1

county
for tech employment

1/3

new jobs
projected to be in
Utah County by 2065

THE HEART OF UTAH COUNTY

UVU'S SERVICE REGION



76%
of UVU graduates
are still in Utah
10 years after
graduation



Source: USHE Data Book and IPEDS

Plenary Session

2:00 pm - 2:45 pm



Spencer Cox
Governor,
State of
Utah

Gary Herbert
Executive Chair,
Utah Valley Chamber
of Commerce

Curtis Blair
President and CEO,
Utah Valley Chamber
of Commerce

Dan Hemmert
Executive Director,
The Governor's Office of
Economic Opportunity



Generating ideas and strengthening partnerships

DEEP/EMERGING TECHNOLOGIES GRANTS:

- Intermountain Intelligence, Industry, and Security Consortium: \$5 million over 3 years
- Automated Drone-Based System with AI Training for Online Condition Monitoring, Fault Diagnosis, and Reliability Prediction of Wind Turbine Blades: \$800K over 2 years



NEW PA PROGRAM!

- 28-month program
- 15+ months of clinical experience
- 300+ clinical agreements
- Work directly with healthcare providers in the Mountain West
- 600 applicants for 30 spots





Strengthening our democracy

Civic Thought and Leadership Initiative
(CTLI)

- 200,000 students influenced over the next 5 years
- 1,000+ community members attending conferences to increase civic understanding and participation
- Innovative 2-week civics study abroad program at Pembroke (Oxford)



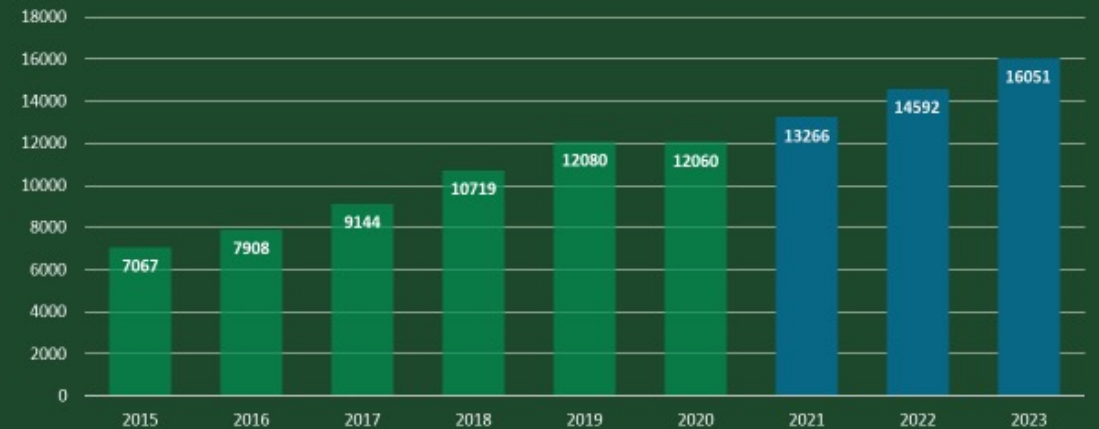
K-16 ALLIANCE
UVU | MTECH



SEAMLESS EDUCATION, ONE INVESTMENT

PROJECTED GROWTH IN CONCURRENT ENROLLMENT

STUDENT HEADCOUNT



10% ANTICIPATED GROWTH YOY



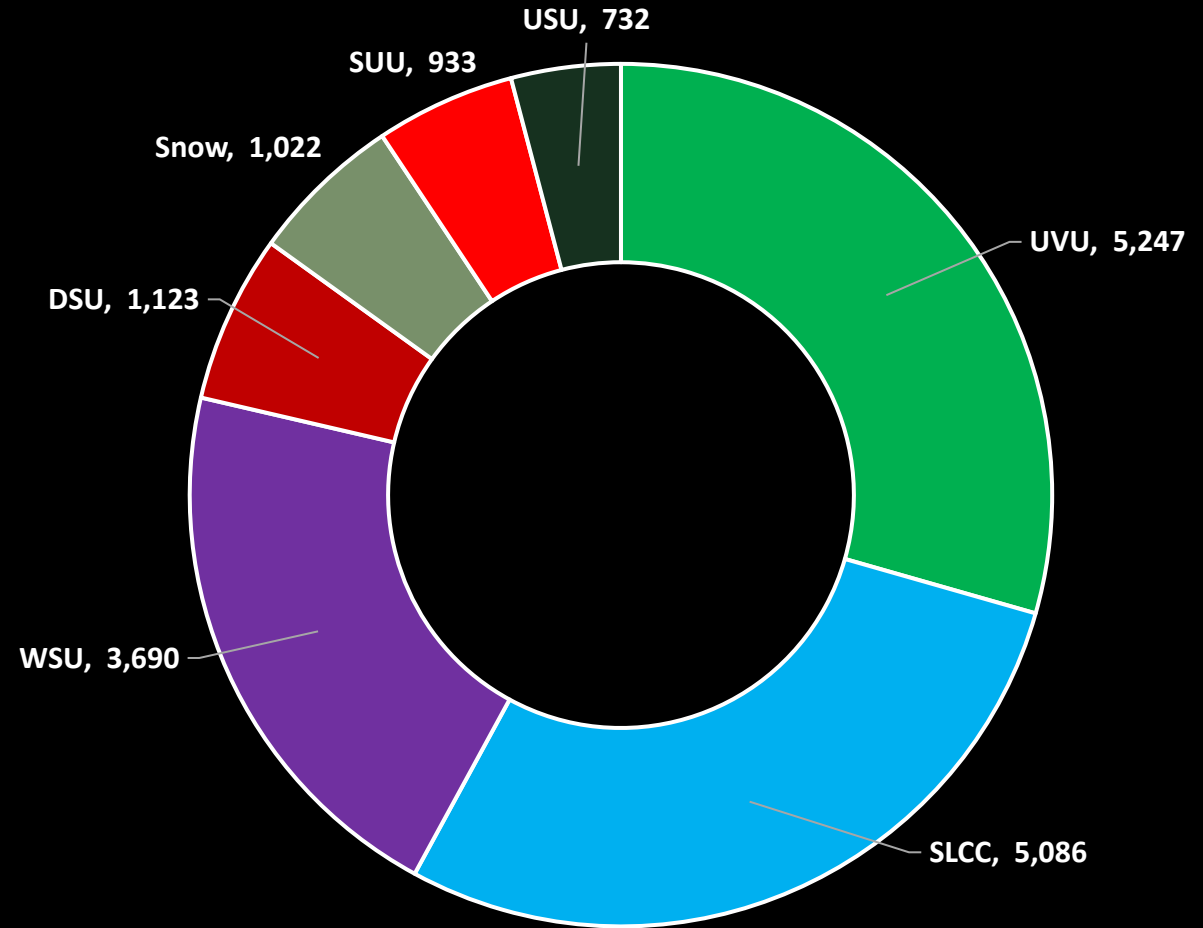
LEARN & WORK in UTAH 2021-2022 (reskill/upskill)

- 2,972 applicants for 915 spots (Round 1)
- 629 applicants for 595 spots (Round 2)
- \$3.1 million in total funding
- Tuition-free



WORKFORCE:
UVU provides the most credit-based Career/Technical Education in the Utah System of Higher Education. (2019-20)

Career/Technical Education Credit-Based Student FTE



JOB-READY GRADUATES FOR ENGINEERING AND TECHNOLOGY

3,680

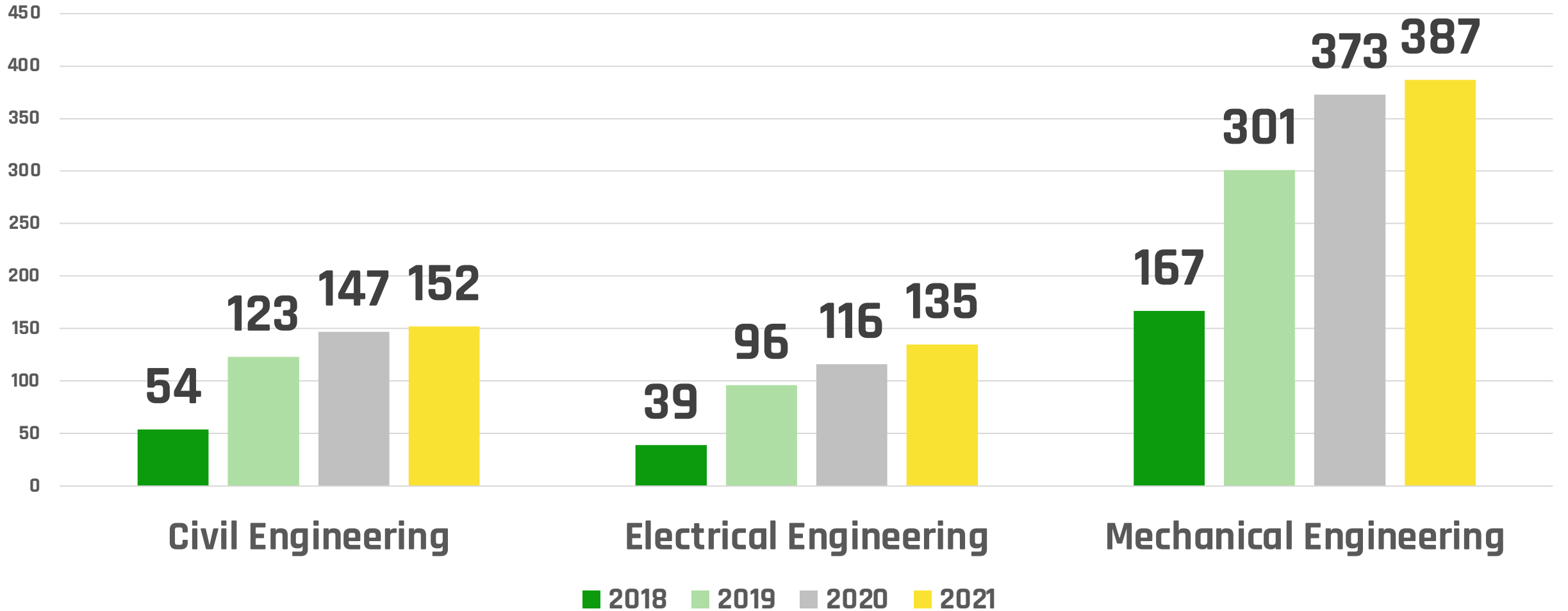
Projected increase of engineering
job openings each year through 2028

-Dept. of Workforce Services

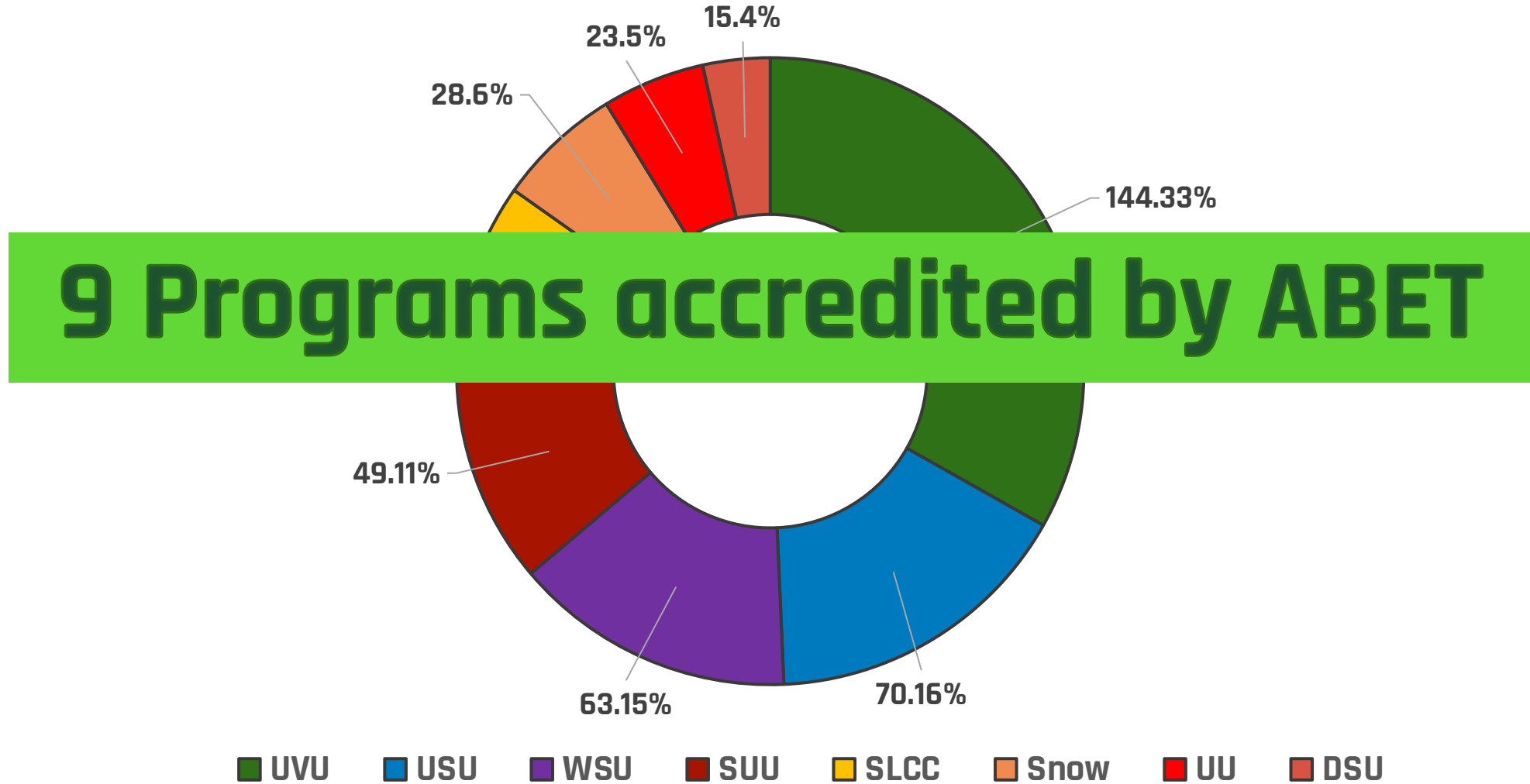


UVU'S NEWEST ENGINEERING PROGRAMS

Fall Majors



ENGINEERING & COMPUTER SCIENCE GRADUATE INCREASE 2018-2020





COLLEGE OF ENGINEERING & TECHNOLOGY

(\$79.9 M from the legislature; \$30 M from private donors)

**WE HAVE A SOLID HEADSTART, THANKS
TO SCOTT AND KAREN SMITH!**

**\$15 million to the University of Utah
and \$25 million to Utah Valley
University will expand computer
science programs**

Both the University of Utah and Utah Valley University have received millions of dollars to construct new buildings and attract more students to the field.



Water Conservation Plans and Efforts

- Water usage: 169 million gallons (2019); 75.4 million gallons (2021)
- UVU's energy sources will be 92% renewable by 2023.
- Since 2018, UVU has received the Tree Campus Higher Education recognition from the Arbor Day Foundation.



2022-23 BUDGET REQUEST





Compensation

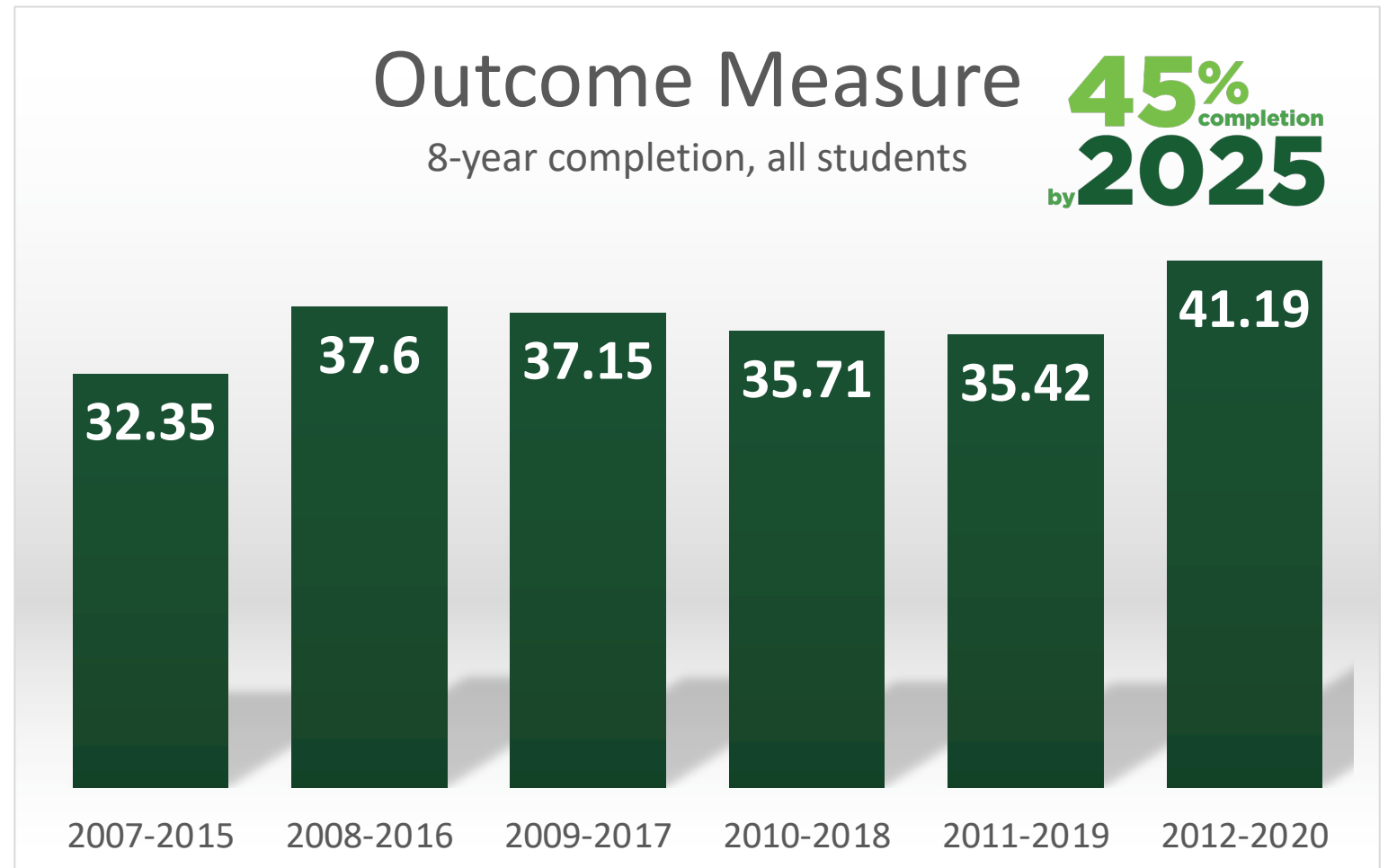
Salaries and wages impacted by inflation

Low unemployment rate = highly competitive market

Increasing turnover and fewer applicants

Student Access and Completion: \$1,745,000

- Remove barriers to enrollment, persistence and completion
- Expand support for Adult Learners
- Expand peer advisors/retention mentors
- Implement strategic, digital student communication plan
- Connect students to campus resources



Healthcare Program Expansion: \$2,220,000

Faculty and staff for expansion of physical and mental healthcare programs

- Respiratory Therapy
- Dental Hygiene
- Healthcare Management
- EMT/Paramedic
- Clinical Mental Health Counseling
- Marriage & Family Therapy
- Social Work





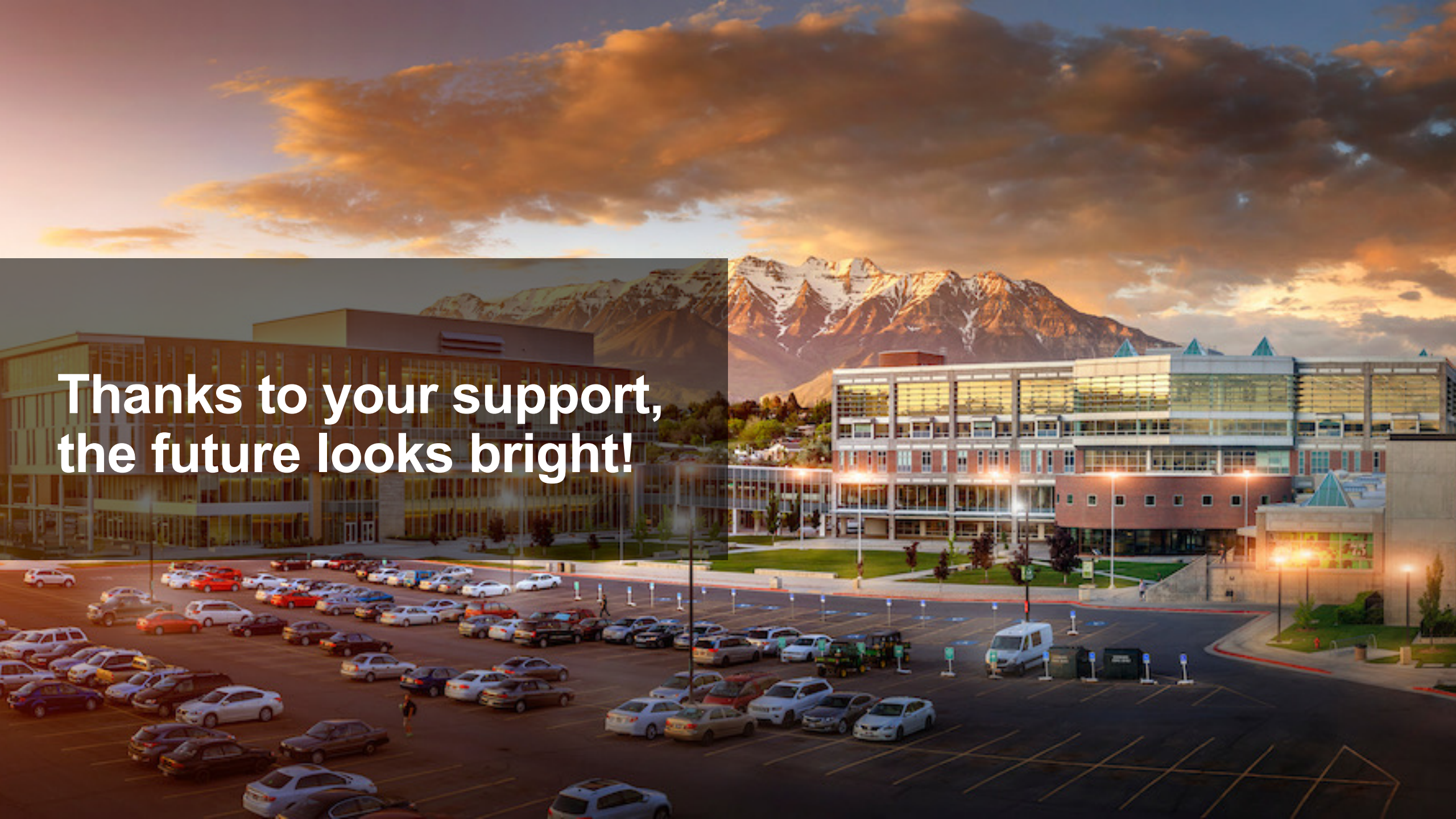
Flexible Educational Offerings for Timely Completion: \$1,087,000



**Digital
Transformation
/ Cybersecurity:
\$600,000**



**GRITTY, RESILIENT,
SUCCESSFUL
WOLVERINES!**



**Thanks to your support,
the future looks bright!**