



2023 Higher Education Appropriations Subcommittee

Utah Valley University

Dr. Astrid S. Tuminez
President
Utah Valley University
January 25, 2023

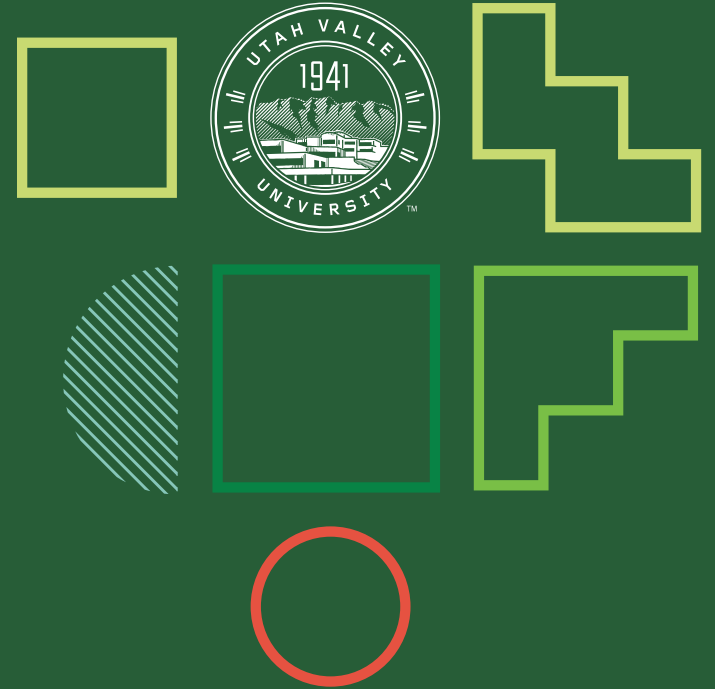




THANK YOU for your ongoing support of UVU
and higher education in Utah!

Because of your efforts,
UTAH'S ECONOMY IS #1!

**UVU:
Relevant and Innovative for
21st-Century Education**



Regional Public University

“Regional public universities are crucial contributors to postsecondary access, upward mobility, educational equity, and national and regional wellbeing.”










Adapt to meet the needs of the region; align degree offerings with state economic needs

Enroll a higher proportion of in-state students than research universities

Open enrollment admissions = ACCESS

Important component of the civic, economic, and public health infrastructure

43,099 WOLVERINES

 29% are age 25 or older	 19% are students of color	
 37% are married or in a partnership	 14% support at least one child	
	38% are part-time students	 82% are employed while attending UVU
	28% work more than 31 hours per week	

38%

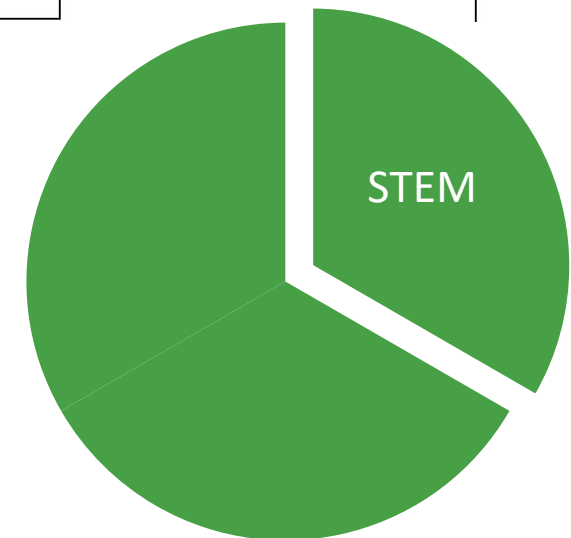
are first-generation students, meaning that neither of the student's parents completed a bachelor's degree

101 bachelor's degrees

59 associate degrees

14 master's degrees

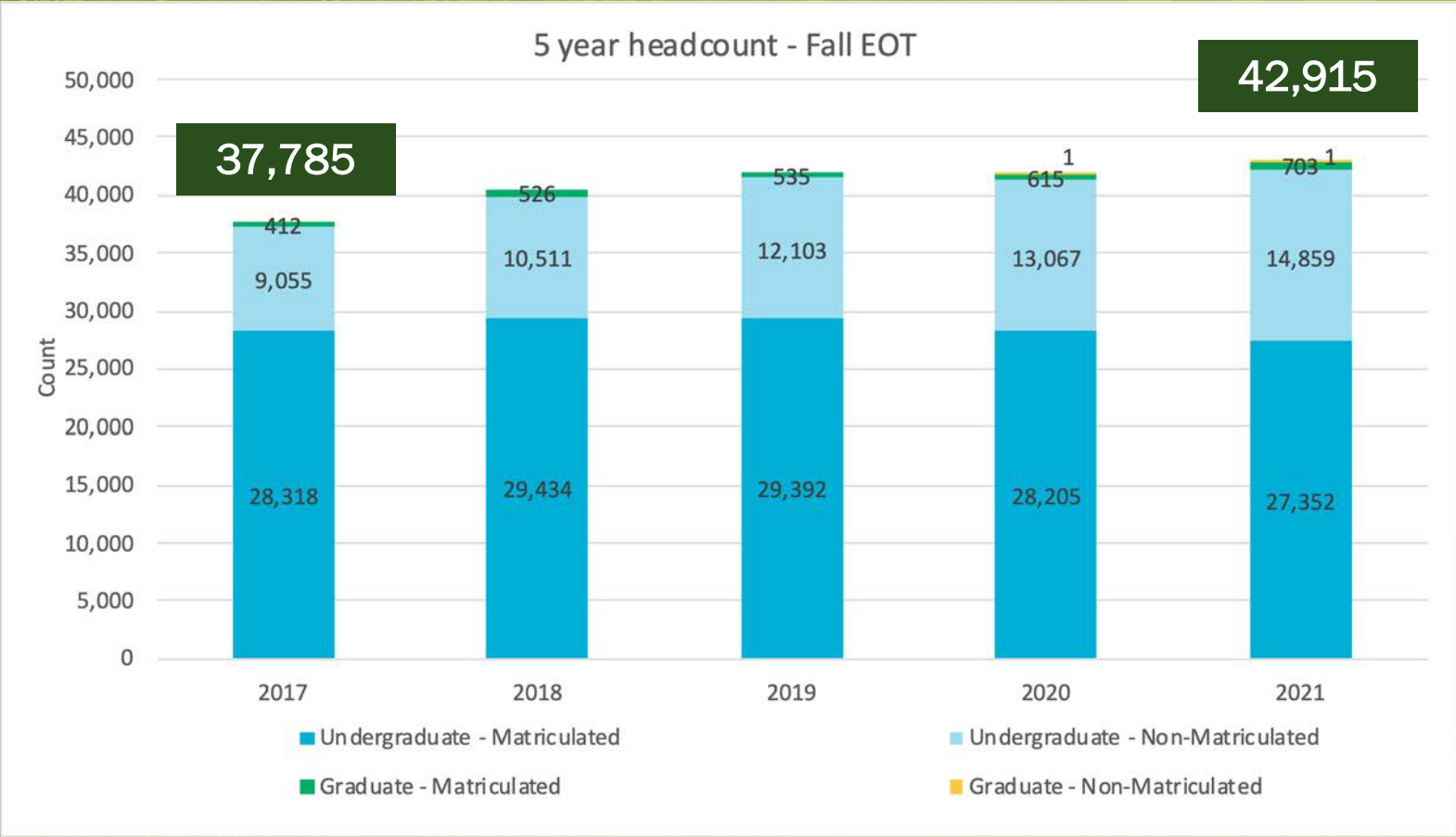
70 certificates



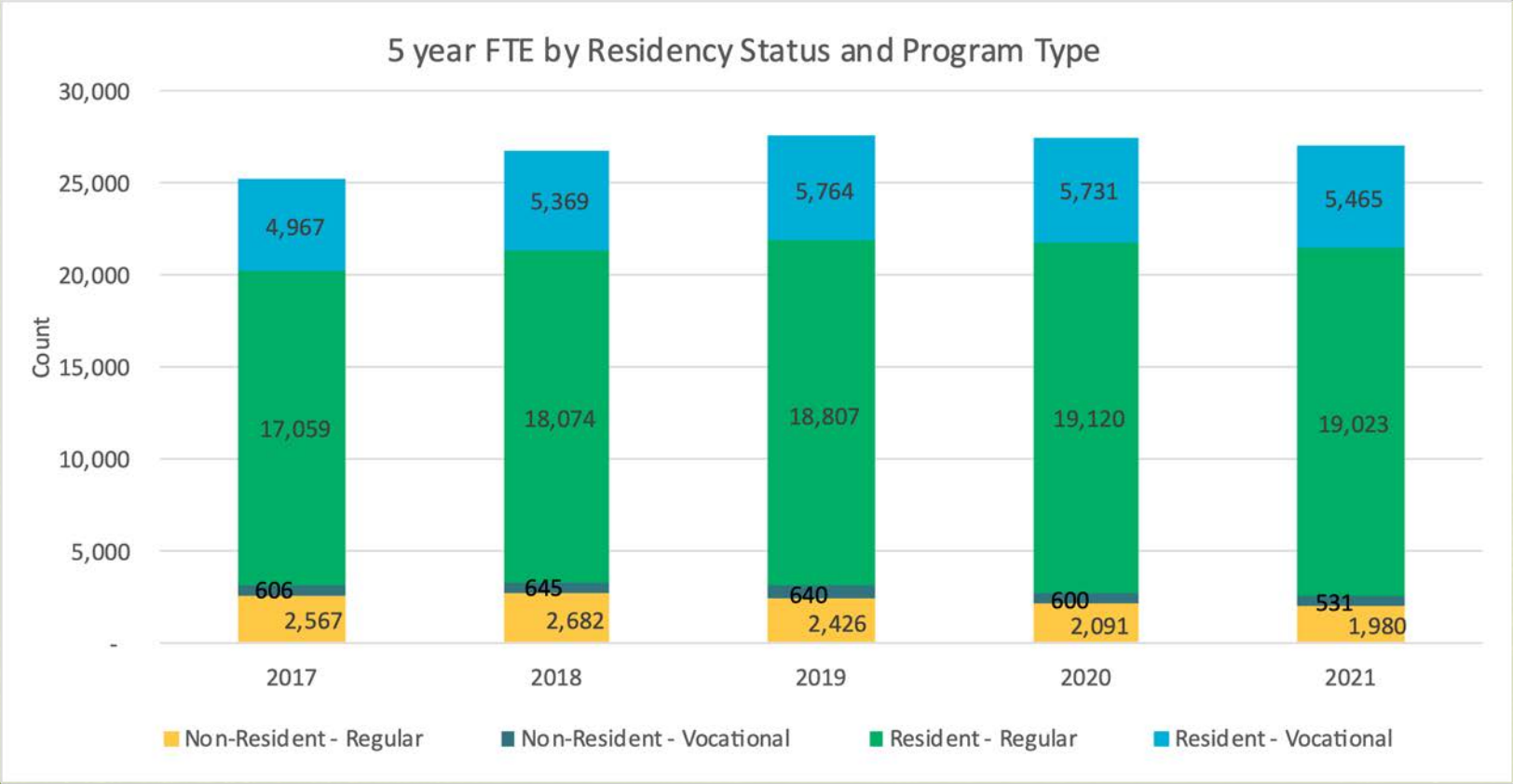
1/3 of UVU's bachelor's degrees are in STEM fields



Enrollment History - Headcount

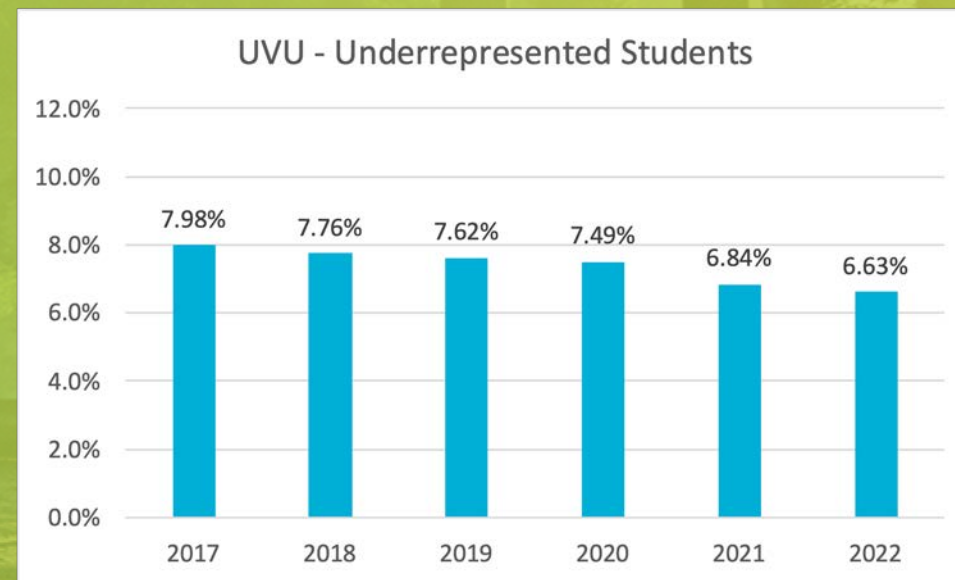
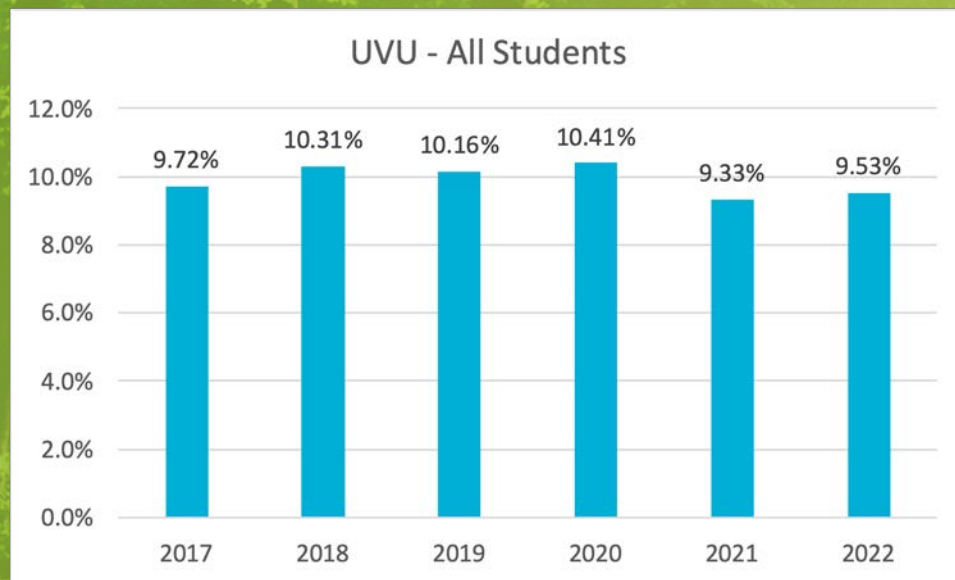


Enrollment History - FTE



Attainment Goal Metrics - Access

Access: Share of high school graduates enrolled at Utah Valley University within 3 years



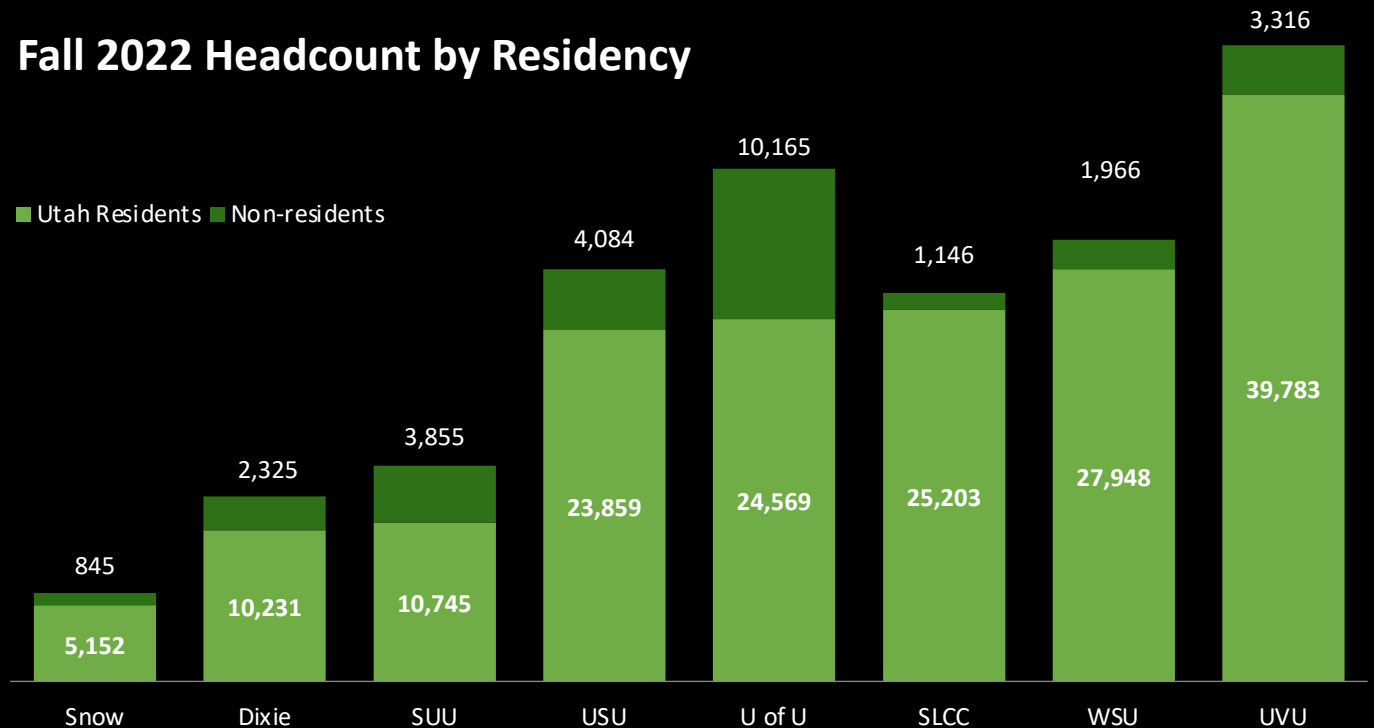
Underrepresented Groups: Hispanic, American Indian/Alaska Native, Black African American, Native Hawaiian/Pacific Islander, Multiracial or Low Income





UVU EDUCATES THE MOST UTAHNS

Fall 2022 Headcount by Residency

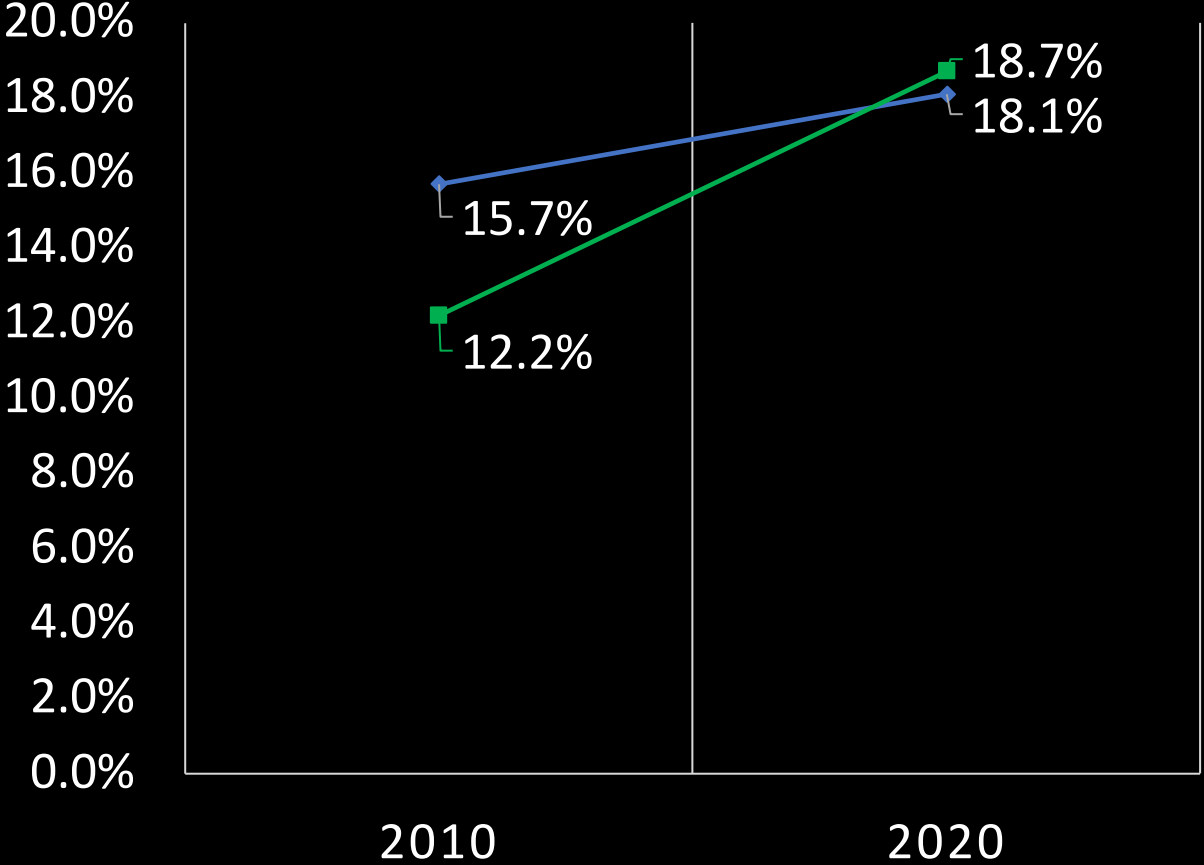


Data source: [USHE.edu/institutional-data-resources](https://ushe.edu/institutional-data-resources)

CLOSING THE OPPORTUNITY GAP

RACIAL/ETHNIC DIVERSITY

— Utah County Population — Uvu Students





Latino Initiative

5,009

Latino students

1,643

Latino graduates (2021)

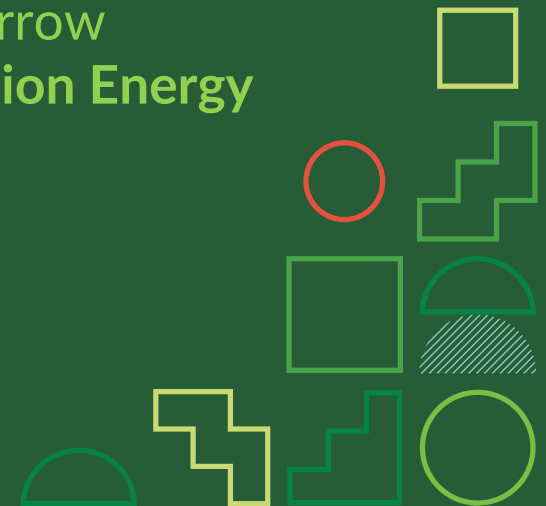
398%, 1319%

Increase in Latino student enrollment and graduation since 2007

145

avg. # of participants in UVU's Latino Bridge Programs

- Latino Scientists of Tomorrow
- Latino Engineers of Tomorrow
- Latino Business Leaders of Tomorrow
- ****Dominion Energy Grant**





Environmental Sustainability

22.85M

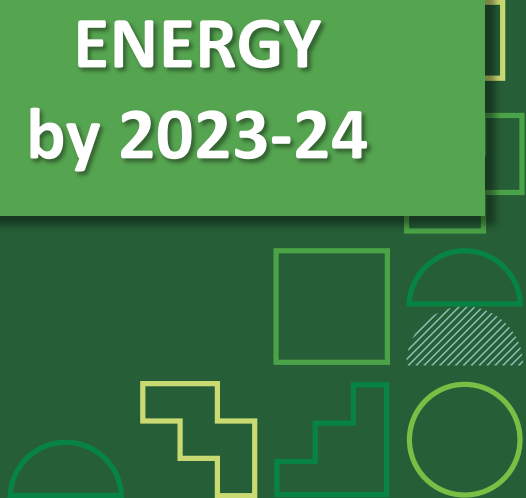
GALLONS OF
WATER SAVED
by 2023-24

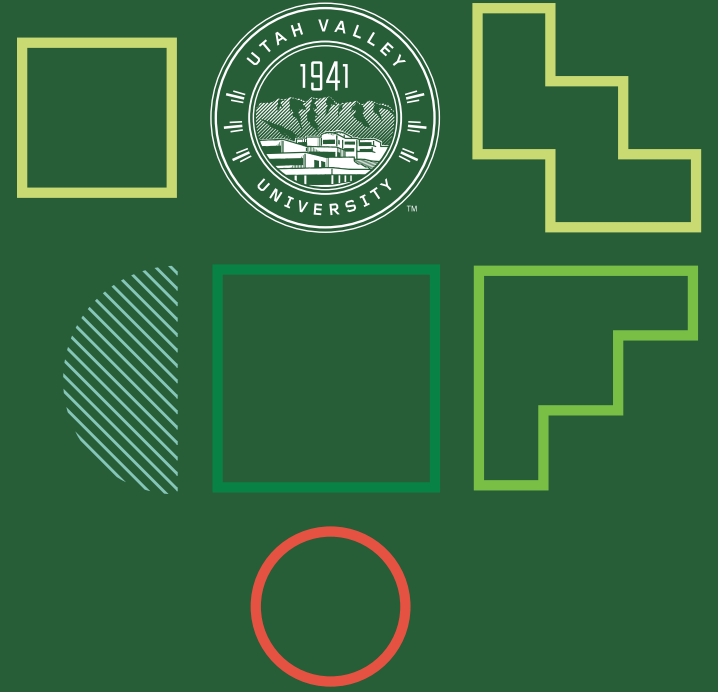
MIXED
RECYCLABLES

3.24
TONS

92%

RENEWABLE
ENERGY
by 2023-24

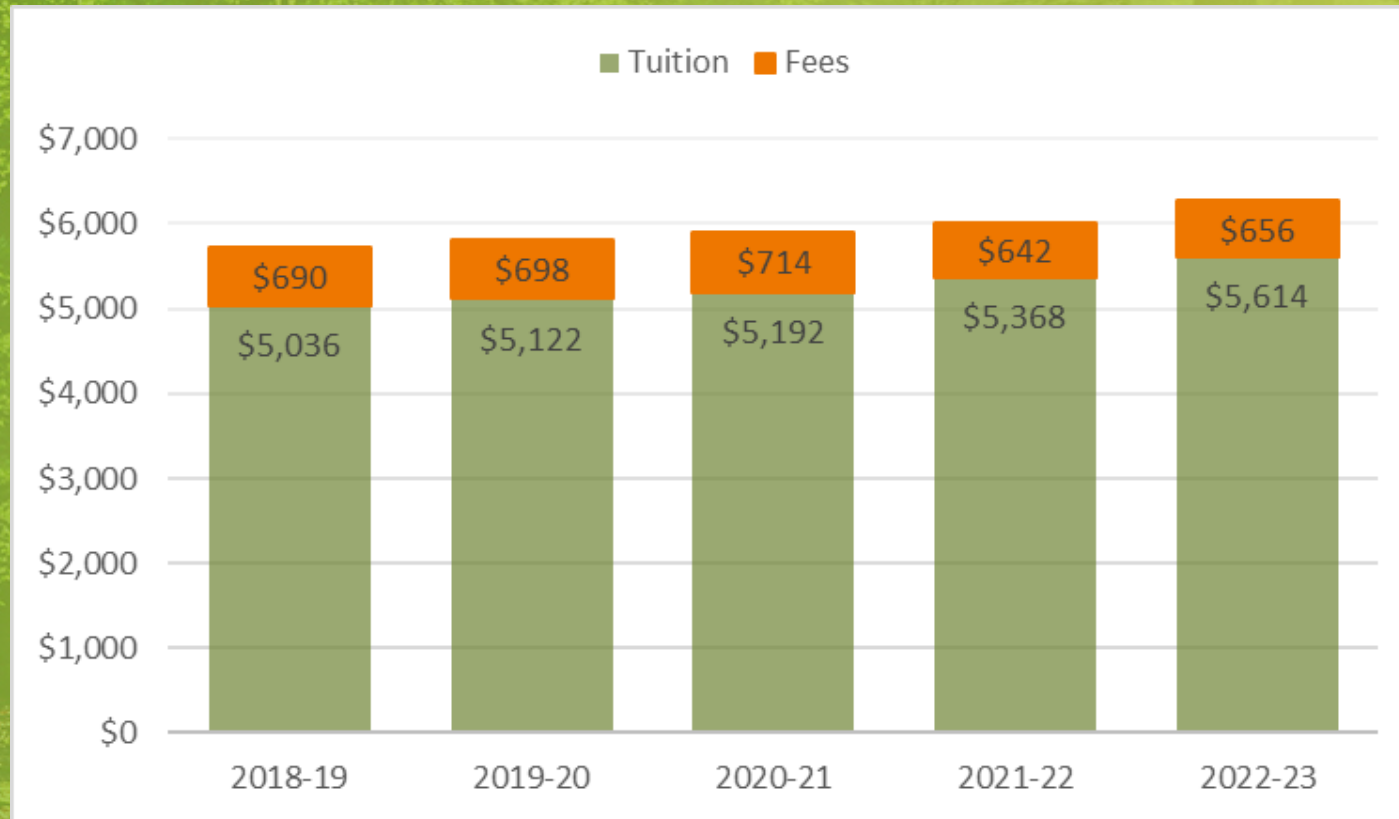




SUCCESS & BEST PRACTICES

The Value of a UVU Education

Tuition and Fees Overview



One full-time equivalent (FTE) resident student of two semesters at 15 credit hours



Tuition and Fees Overview

General Fees, Full-time Student

UVU's 22-23 fees are \$34 lower than in 2018-19.

Fee Name	Category	2018-19	2019-20	2020-21	2021-22	2022-23	Avg. Annual Growth
Athletics	Athletic	\$209.70	\$209.70	\$209.70	\$166.42	\$156.42	-7.1%
Building Bond	Building Bond	\$186.38	\$183.00	\$183.00	\$183.00	\$183.00	-0.5%
Student Center	Building Support	\$57.88	\$61.88	\$61.88	\$61.36	\$67.16	3.8%
Student Life & Wellness Center	Building Support	\$49.96	\$47.96	\$47.96	\$44.96	\$48.68	-0.6%
Health Services	Health	\$19.34	\$22.94	\$22.94	\$17.08	\$19.68	0.4%
Student Programs	Student Activity/Support	\$92.38	\$93.08	\$103.08	\$100.36	\$106.02	3.5%
Campus Recreation	Student Activity/Support	\$45.34	\$50.42	\$53.00	\$52.32	\$58.54	6.6%
Fine Arts	Student Activity/Support			\$3.42	\$3.42	\$3.42	0.0%
Student Computing Labs	Technology	\$15.94	\$15.94	\$15.94			
Transportation (UTA)	Transportation	\$13.08	\$13.08	\$13.08	\$13.08	\$13.08	0.0%
	Total	\$690.00	\$698.00	\$714.00	\$642.00	\$656.00	-1.3%

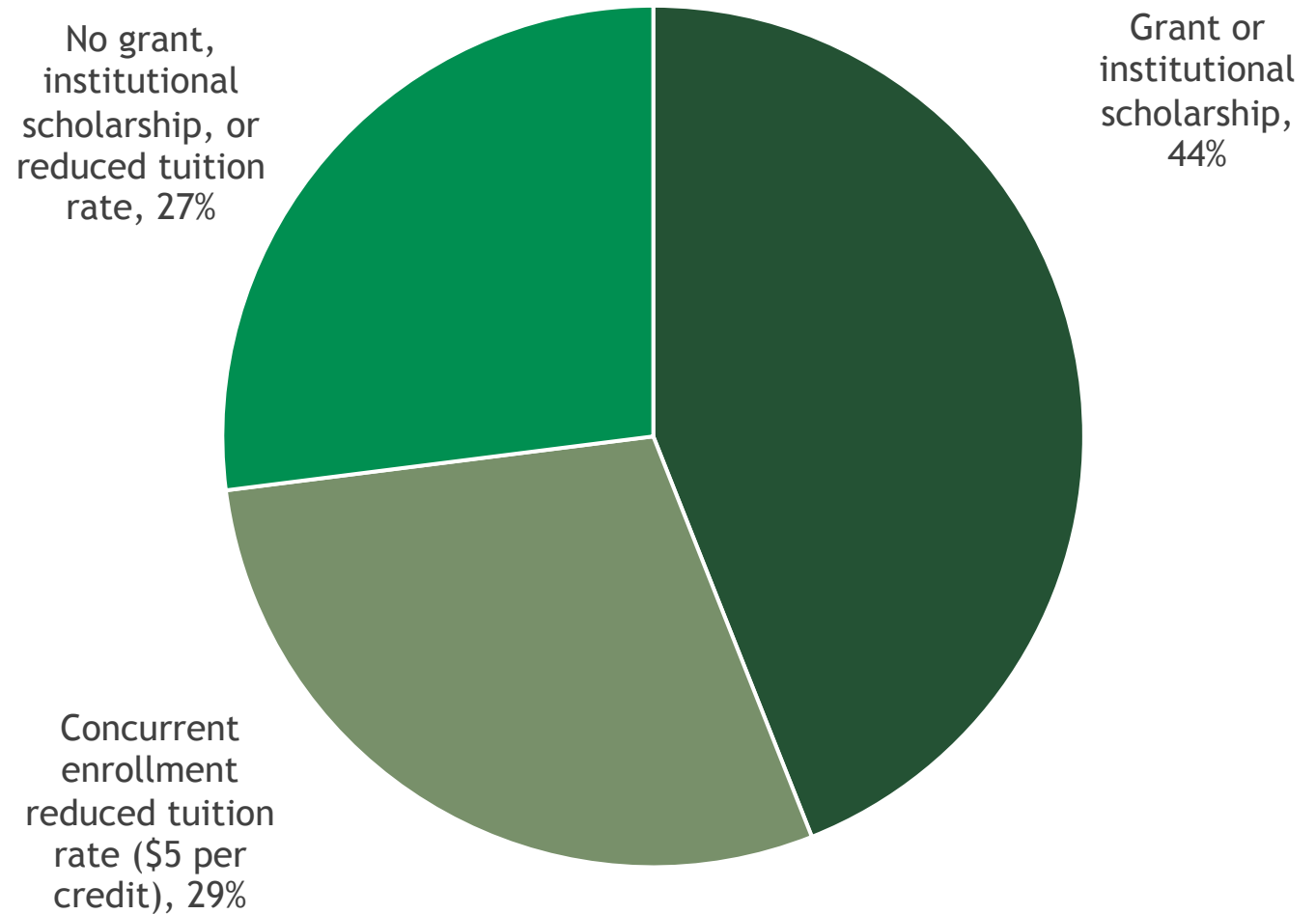


Affordability

UVU's "sticker price" for tuition is not the actual price our students pay

- 2022-23 maximum PELL grant exceeds UVU's tuition/fees for resident students
- 44% of UVU students receive some form of financial aid that covers 92% of tuition/fees and does not need to be repaid
- Concurrent Enrollment students pay a steeply discounted tuition of only \$5 per credit

UVU Undergraduate Students Receiving Grant, Scholarship, or Reduced Tuition Rate, 2019-2020



ROI



UVU RANKS IN THE TOP 20% OF U.S. COLLEGES FOR ECONOMIC MOBILITY

Third Way, 2022

#1 IN
UTAH

— *for* —
ALUMNI EARNINGS



Grad Rankings
2021

#2 IN
UTAH

— *“BEST BANG* —
FOR YOUR BUCK”



Washington Monthly
2020

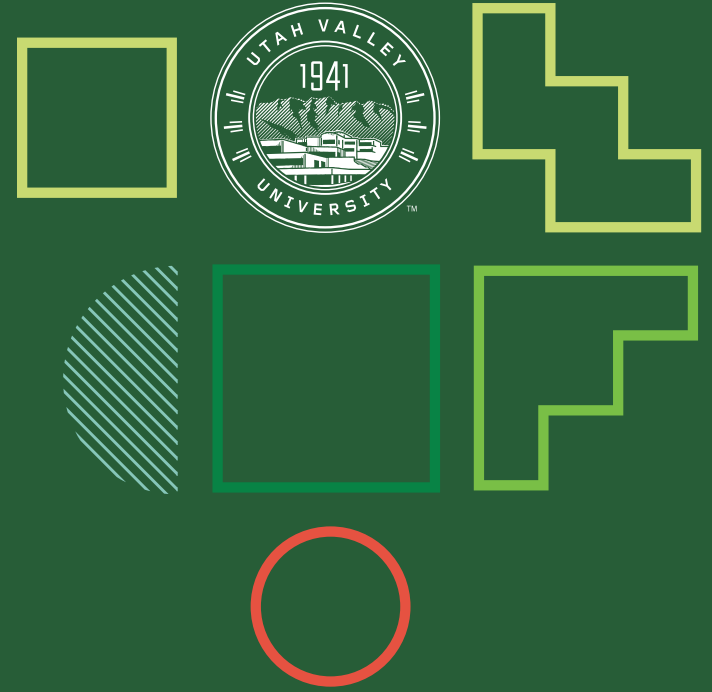
#3 IN
THE
NATION

— *“BEST RETURN* —
ON INVESTMENT”



Business Insider
2020





UVU: Educating Utah's Diverse Workforce

Student Success

2020

6,410 grads

2021

8,729 grads

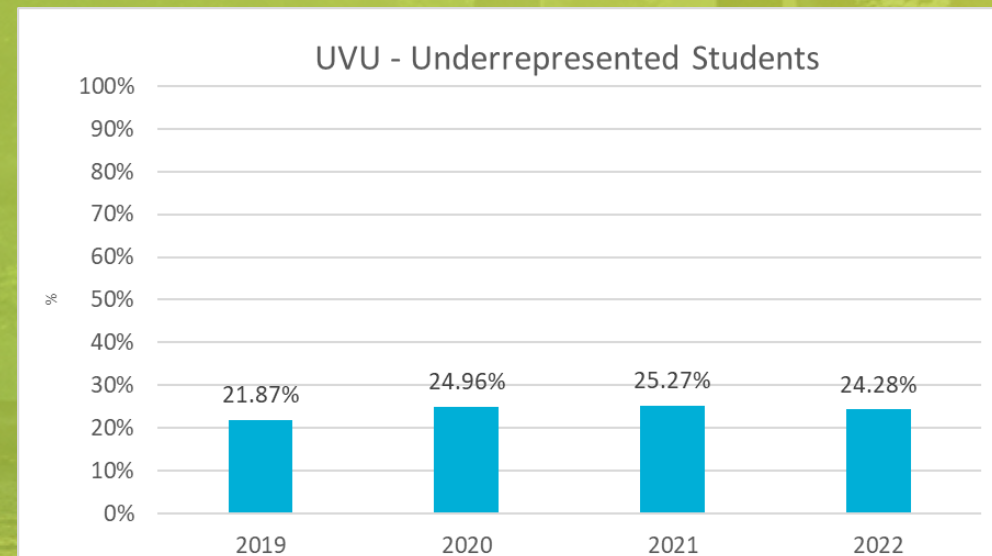
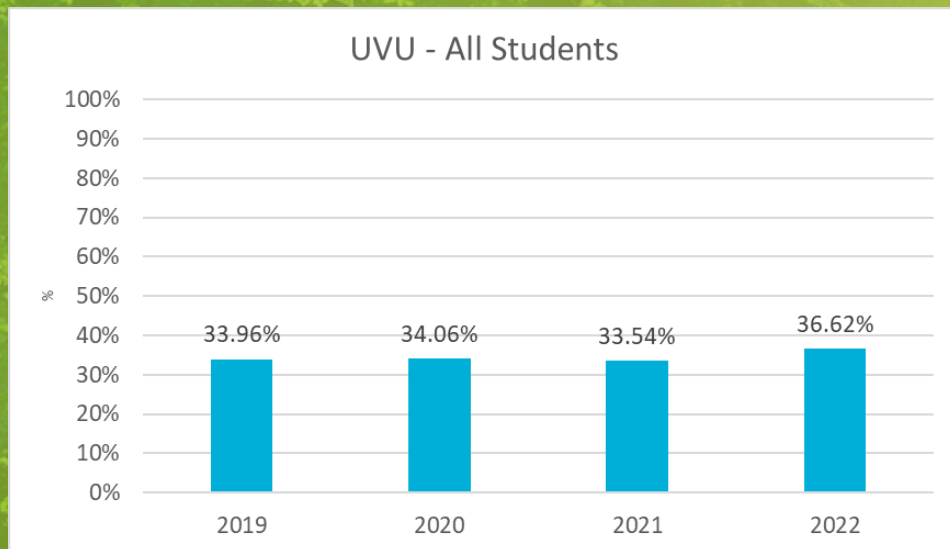
2022

11,743 grads



Attainment Goal Metrics – Timely Completion

Timely Completion: Share of awards completed within 1.5 time (e.g., 6 years for bachelor's)



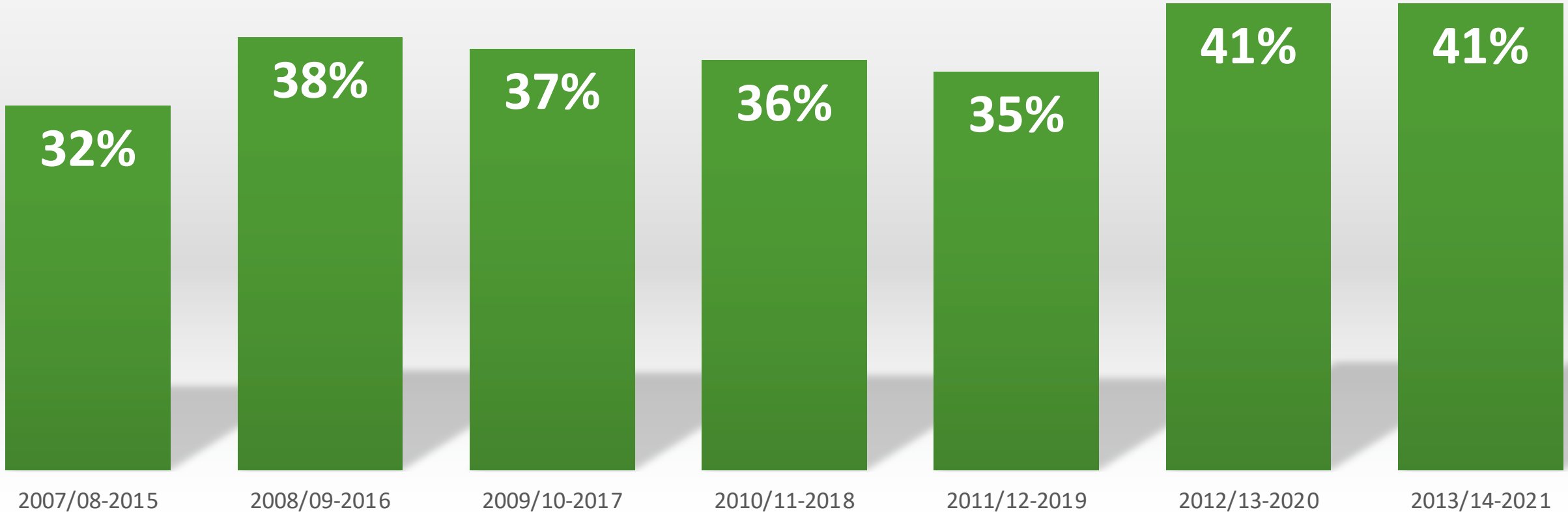
Underrepresented Groups: Hispanic, American Indian/Alaska Native, Black African American, Native Hawaiian/Pacific Islander, Multiracial or Low Income



8-Year Graduation Outcome Measure

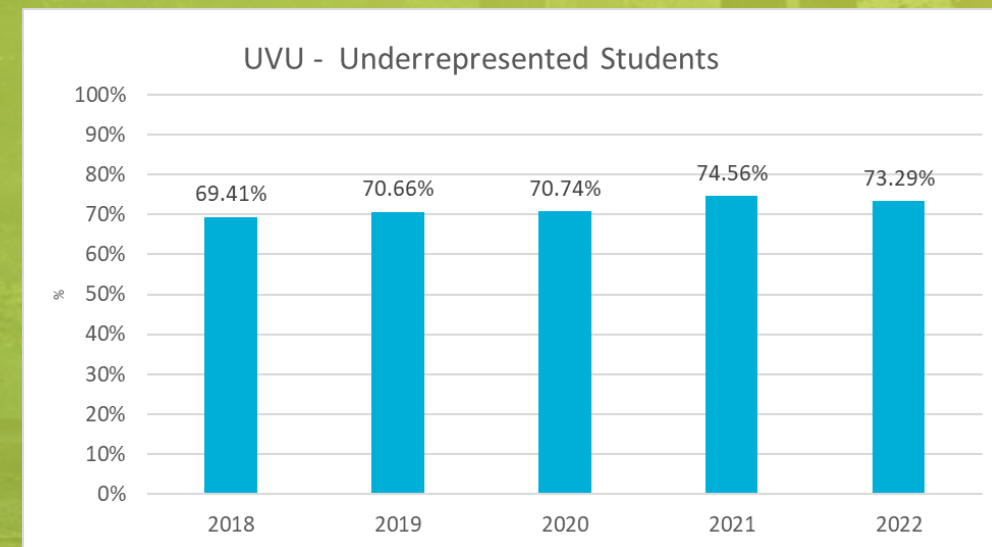
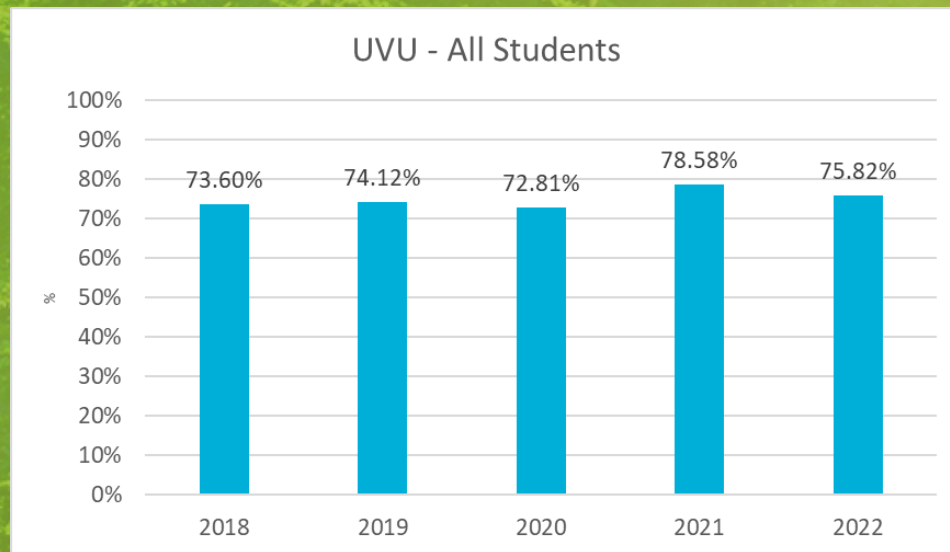
All Students (includes all degrees, part-time, transfer)

45% completion
by **2025**



Attainment Goal Metrics – High Yield Awards

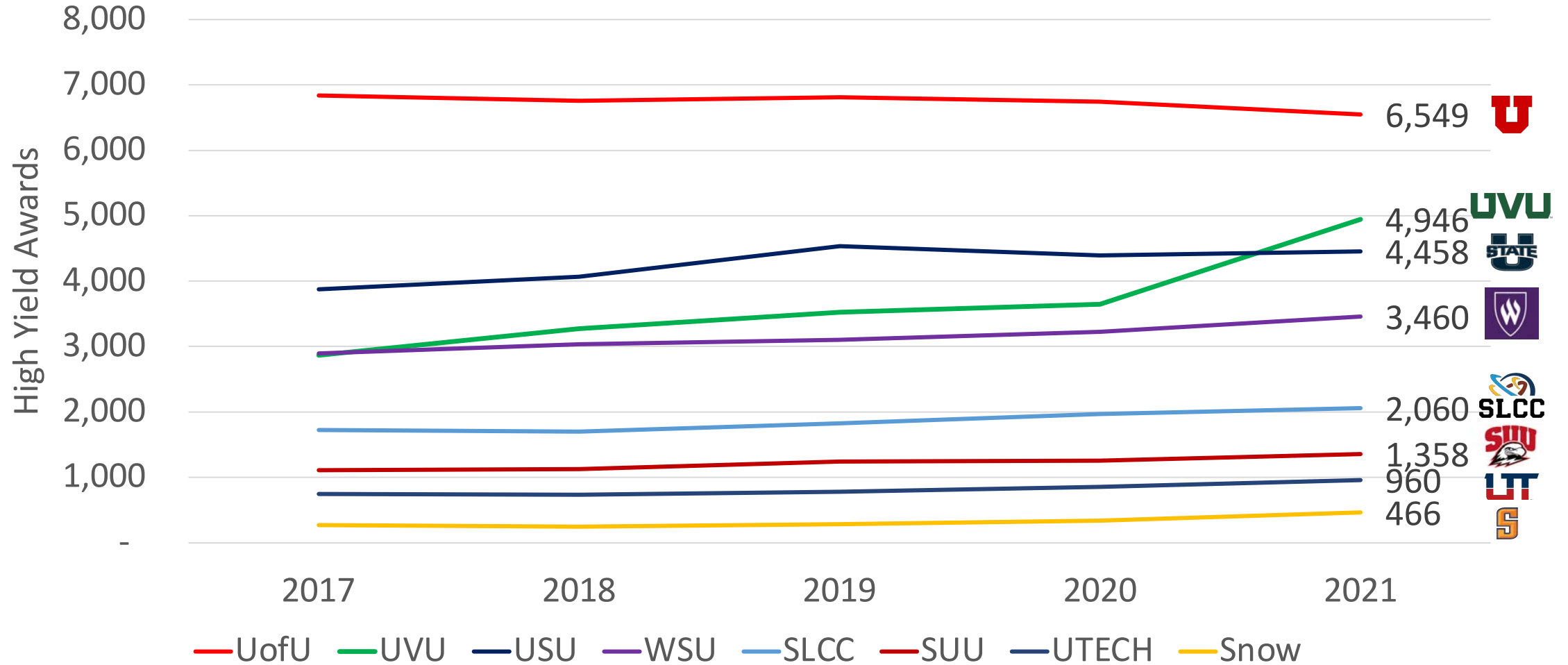
High-Yield Awards: Share of awards that lead to jobs in high-wage, high-demand fields



Underrepresented Groups: Hispanic, American Indian/Alaska Native, Black African American, Native Hawaiian/Pacific Islander, Multiracial or Low Income



UVU GRADUATES ARE UTAH'S WORKFORCE



Source: USHE Attainment 2021 Measure Year Update, September 2022

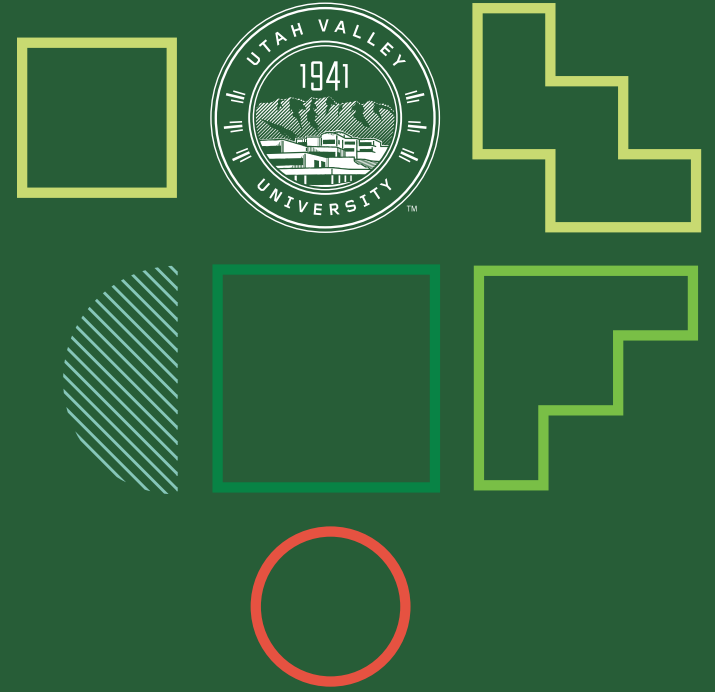


UVU GRADS STAY!

78% of UVU students live in Utah 10 years after graduation.

85% of UVU students live in Utah a year after graduation.

Since graduating in 2020, 83.9% of Wolverines are employed full- or part-time.



Your Support Is Critical

Last Year General Session Appropriations

New State Fund Appropriations

Funded Items	FY2022	FY2023			% of Base
	Suppl.	One-time	Ongoing	Total	
Compensation			\$10,461,300	\$10,461,300	4.4%
Performance			\$4,844,600	\$4,844,600	2.1%
Public Policy Institute		\$2,000,000		\$2,000,000	0.8%
Civic Thought & Leadership			\$1,250,000	\$1,250,000	0.5%
Internal Service (ISF)			\$157,600	\$157,600	0.1%
Operation & Maintenance		(\$1,755,200)	\$1,755,200	\$0	0.0%
Total		\$244,800	\$18,468,700	\$18,713,500	7.9%



Request for New Funding

New State Fund Appropriations

Funded Items	FY2023	FY2024			% of Base
	Suppl.	One-time	Ongoing	Total	
Performance			\$6,255,700	\$6,255,700	3.8%
Equipment			\$469,100	\$469,100	0.3%
Compensation			TBD	TBD	TBD
Total			\$6,724,800	\$6,724,800	4.1%

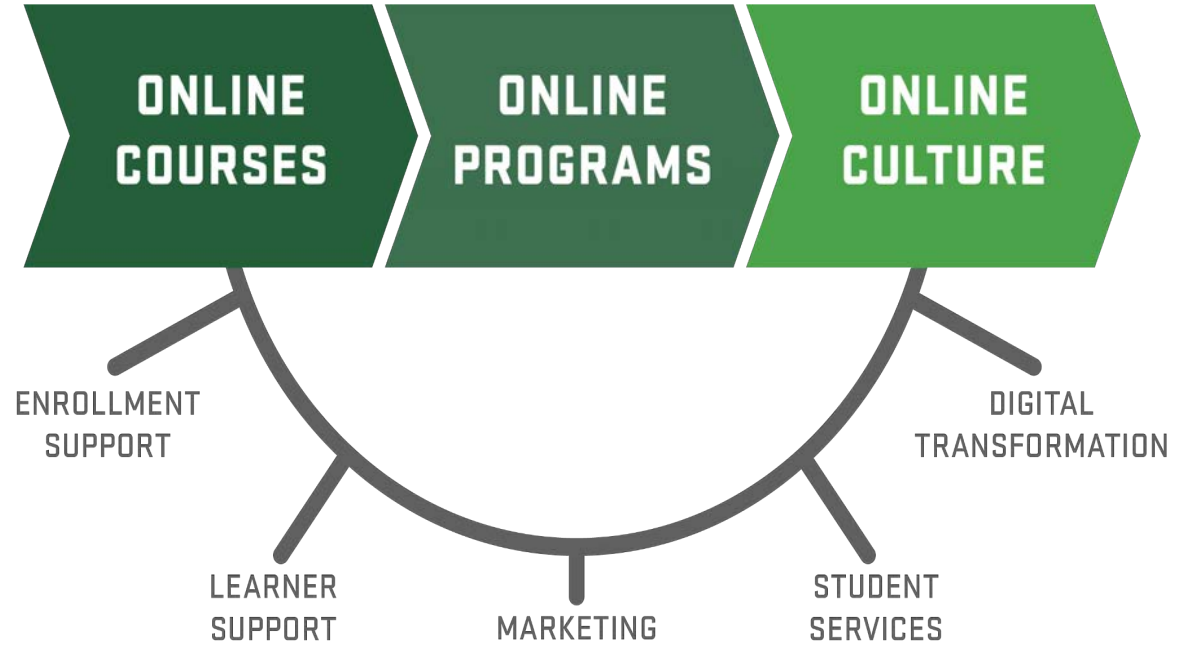


Enhance Student Success and Accelerate Completion: \$800,000

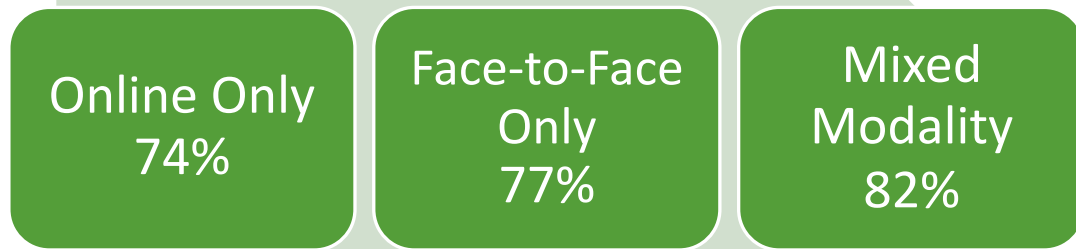
45% completion
by **2025**



Flexible Educational Opportunities for Timely Completion: \$1.7 million



Student Persistence



75% of Students Enrolled in Mixed Modality are full-time compared to 38% in online only and 52% in face to face only



Workforce Readiness Through Project-Based Learning: \$500,000



UVU
INNOVATION ACADEMY





**Digital
Transformation /
Cybersecurity:
\$1,155,700**

“TA in a Box”

High Demand Program Expansion: \$2,100,000

Faculty and staff for expansion of physical and mental healthcare programs

- Physical Therapy Assistant
- Occupational Therapy Assistant
- Health & Wellness Coaching
- Clinical Mental Health Counseling
- Marriage & Family Therapy
- Social Work





Equipment: \$469,100 one-time

Non-lapsing Balances

- In progress/planned multi-year projects
 - Remodeling/space reassignment: \$5,141,650
 - Digital transformation: \$2,796,425
 - Engineering & technology equipment: \$1,267,000
 - Instructional labs/equipment: \$1,500,000
 - Fire & Rescue Training equipment: \$301,913
 - Fundraising campaign: \$243,000
 - Compensation consultant: \$175,000
- Operational Reserves
 - Central reserve: \$4,179,889
 - Departmental balances: \$2,674,500
 - Tuition revenue contingency: \$2,100,000
 - Fuel & power reserve: \$381,390

Description	Amount
UVU June 30, 2022, Net Carryforward Balance	\$20,760,787
2021-22 Total Budget	\$319,757,334
Year End Balance % of Total Budget	6.5%
USHE Policy R562 Range	4% to 7%

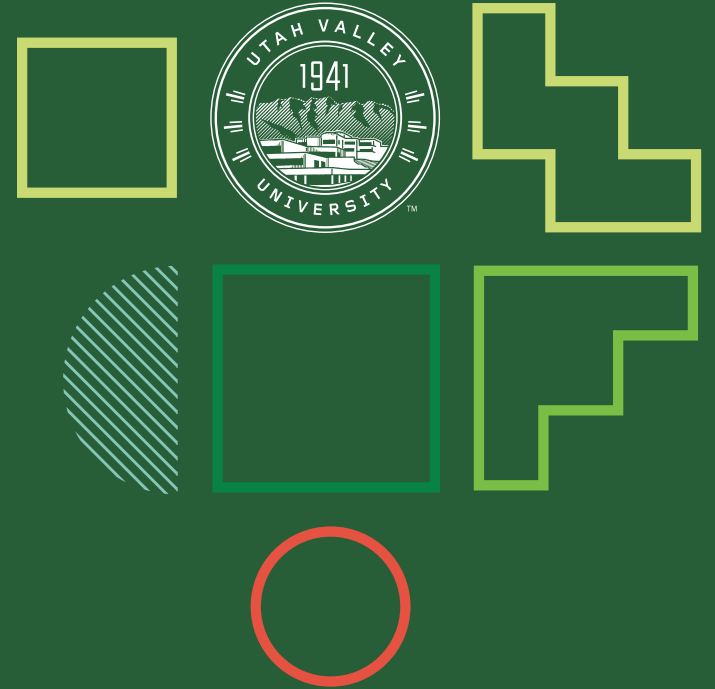
Line-Item Reallocation Requests

Thank you for including this reallocation in the base budget bill.

\$201,600 Education fund ongoing from Ed Dis Line Item QJB Line Item to E&G Ed Dis Program



Opportunities and Improvements



VISION 2030

UTAH VALLEY UNIVERSITY

INCLUDE

Provide **Accessible, Flexible, and Affordable Education** in an Environment That is Inclusive for All

ENGAGE

Strengthen Student Learning and Societal Impact Through **Collaboration with Community and Industry**

ACHIEVE

Enhance Student Success Through **Improved Recruitment, Retention, and Completion**





UVCU PREP/STEM in the earlier grades

- 200 7th, 8th, and 9th graders completed the entire program this summer!
- 3-year commitment
- 6-week program every summer

Dominion Energy Partners with the Hispanic Association of Colleges and Universities (HACU)

Hispanic Leaders for the Energy Industry

3-year, \$2 million-dollar
initiative, 7 participating
institutions

134 Students participating



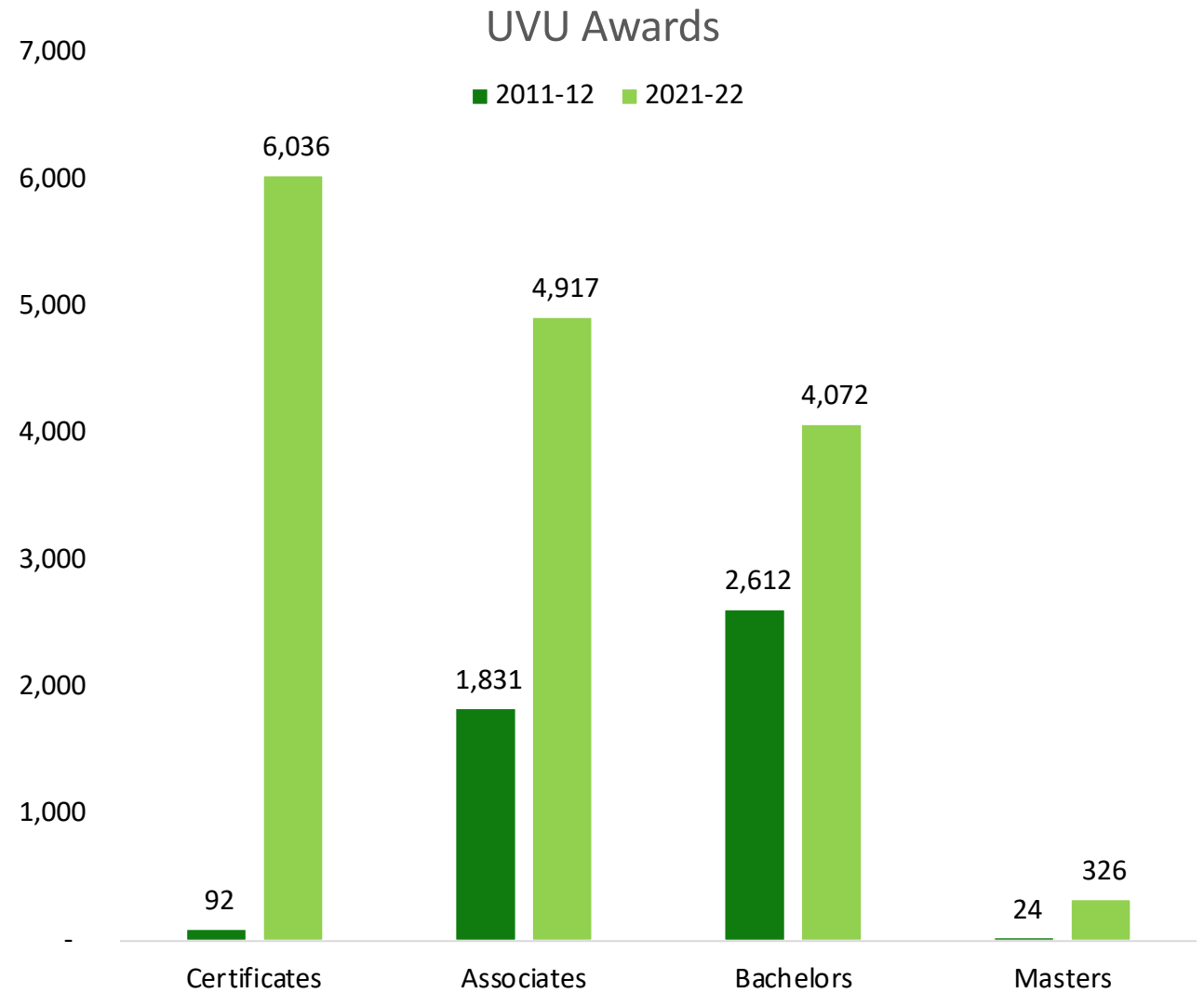


Project-Based Summer Program for 1st & 2nd-year Students

- 220 students (summer 2022): focus on first-gen and at-risk students
- Real-world project enables students communicate, collaborate and lead
- 3 Gen Ed credits
- External partners provide projects and connect with students (their future workforce)
- Growth mindset and teamwork/online leadership modules



Keep growing
our Associate's
Degrees (Fewer
'Some College
No Degree'
Demographic)





EVERGREEN

the campaign for **UVU**

We realize that we are responsible for closing the funding gap. The EverGREEN campaign will help secure UVU's future in addition to state funding.





UVU Men's
basketball
beat BYU back-
to-back in
Crosstown
Clash!



**Our future is bright,
thanks to you!**

Questions?