



Bridgerland Technical College

President K. Chad Campbell

January 31, 2023

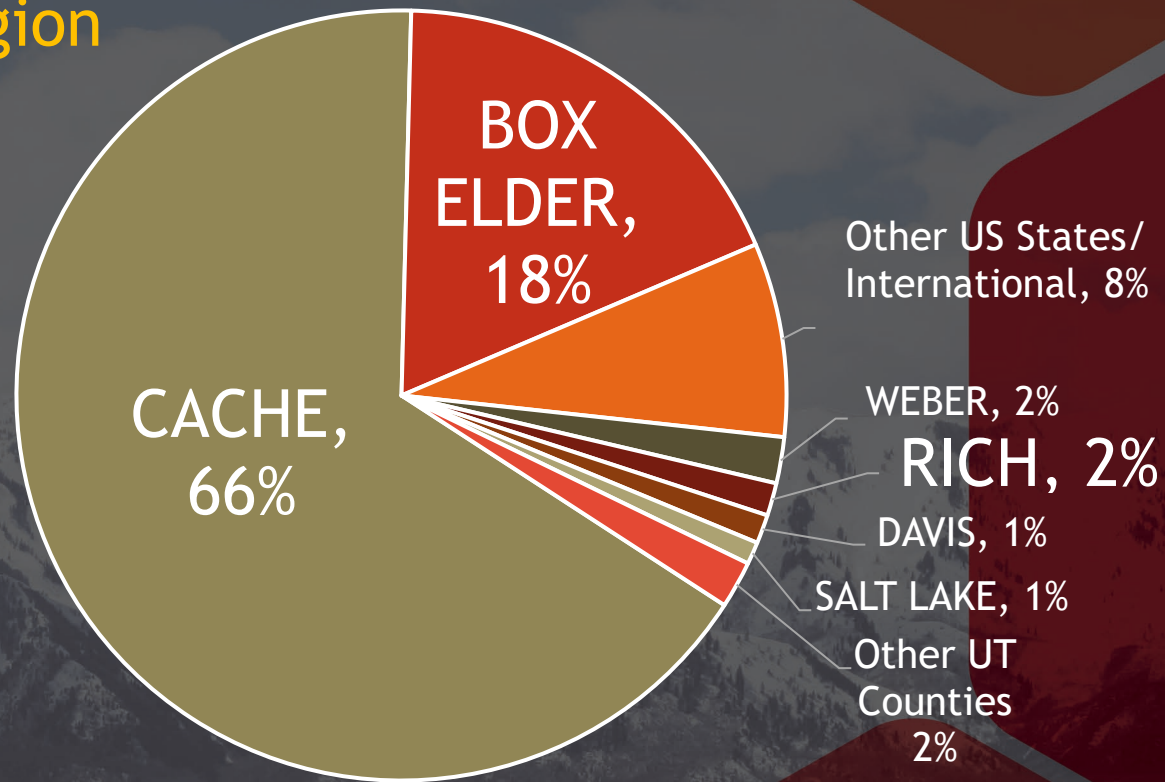
2023 Higher Education
Appropriations Subcommittee
Report



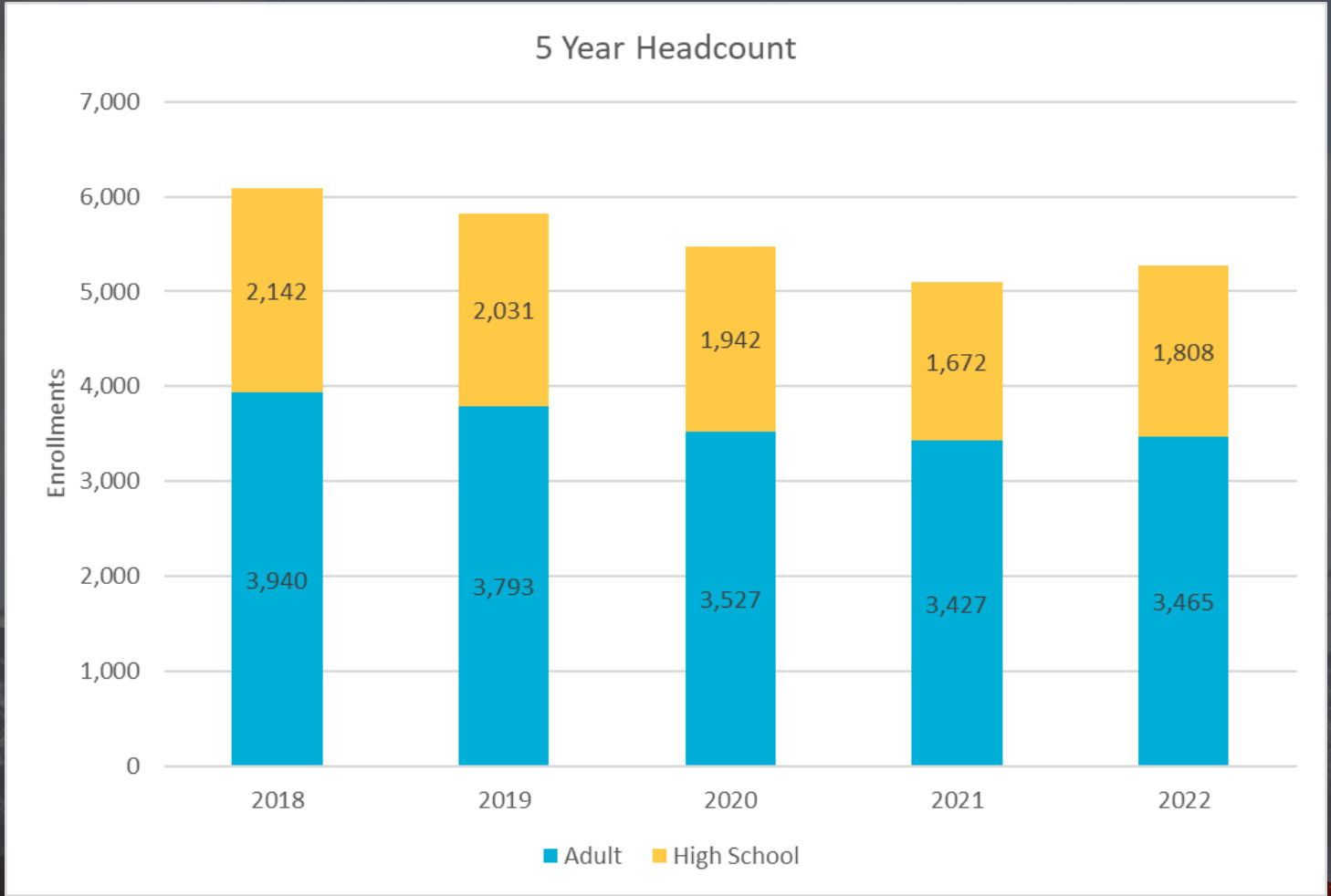
Service Region



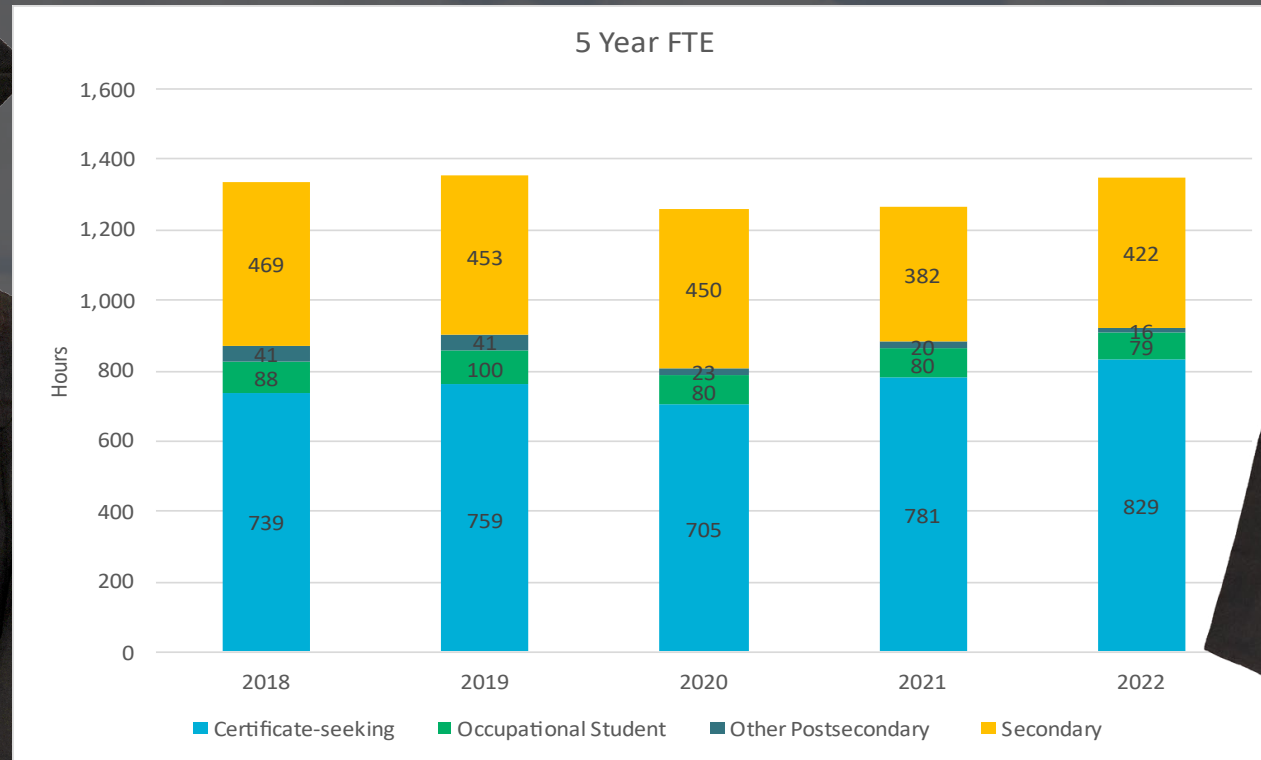
86% of our adult students are within our service region



Enrollment History - Headcount

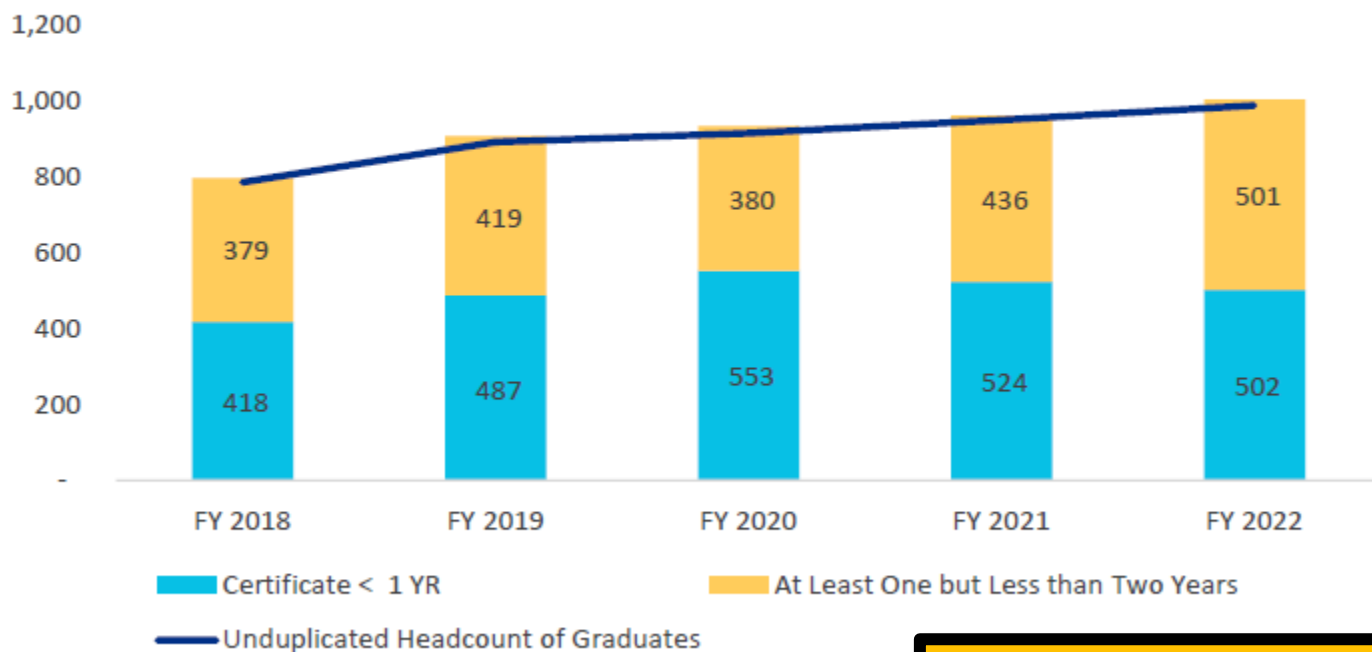


Enrollment History - FTE

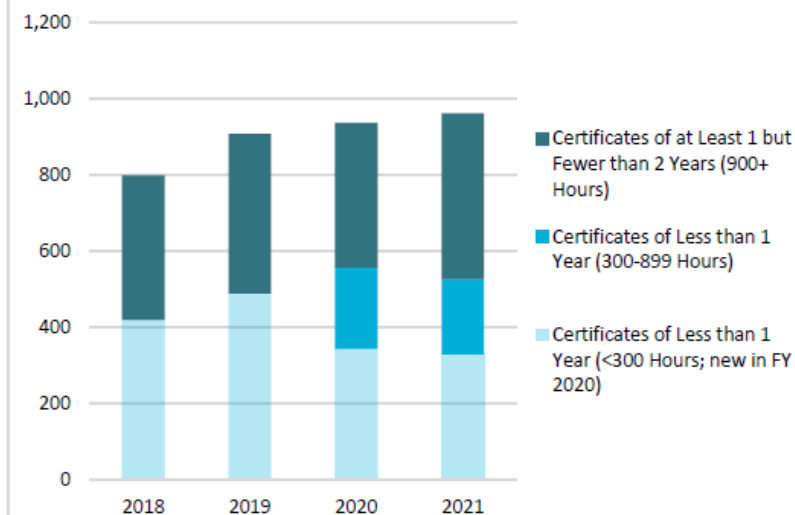


More to the Story...

Bridgerland Technical College



Awards by Level



Technical Education is ESSENTIAL!

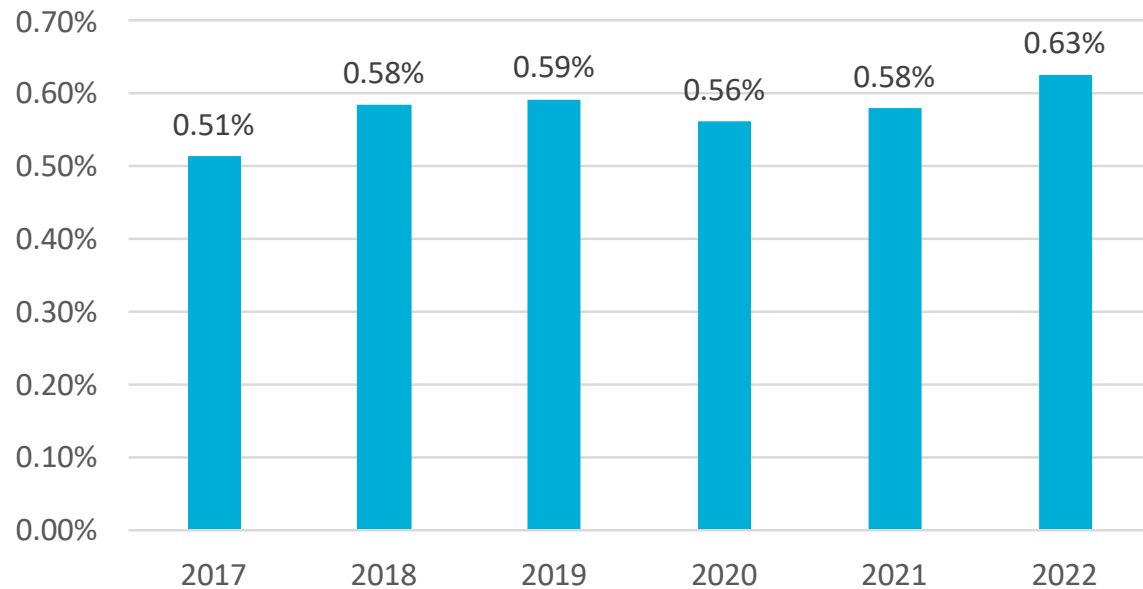


Statewide Attainment Goal Metrics

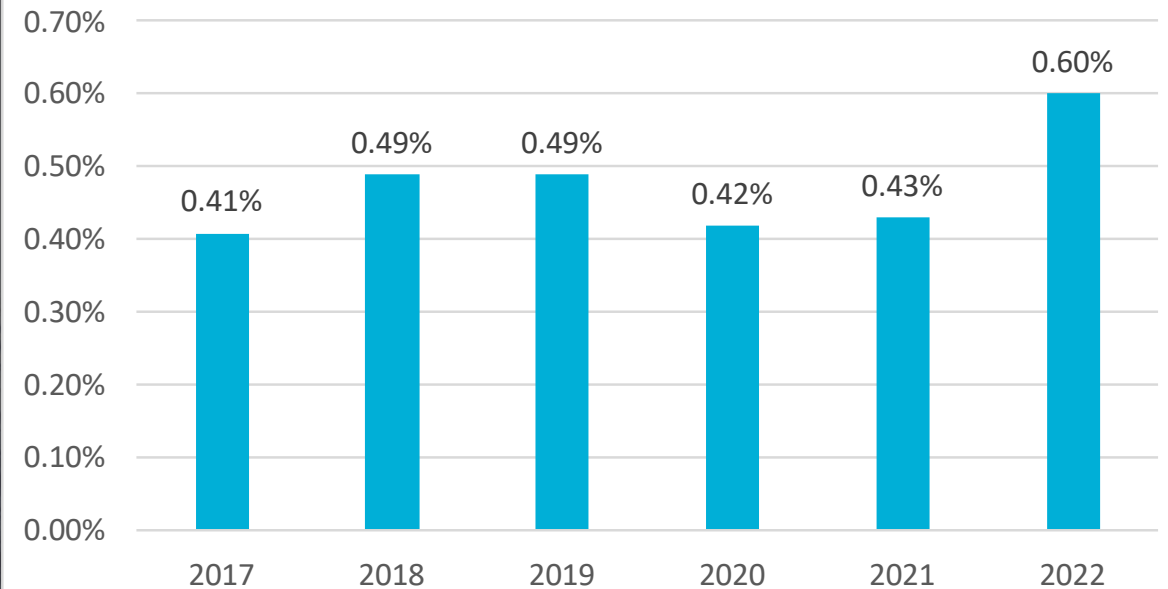
Access: Share of high school graduates enrolled at Bridgerland Technical College within 3 years



Bridgerland Tech - All Students



Bridgerland Tech - Underrepresented Students



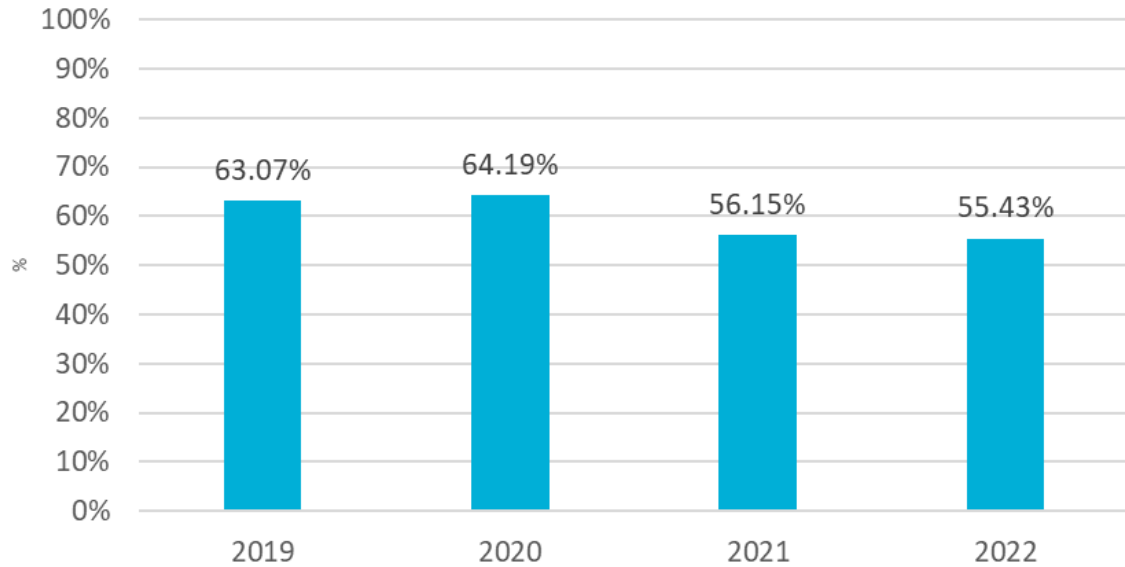
Underrepresented Groups: Hispanic, American Indian/Alaska Native, Black African American, Native Hawaiian/Pacific Islander, Multiracial or Low Income



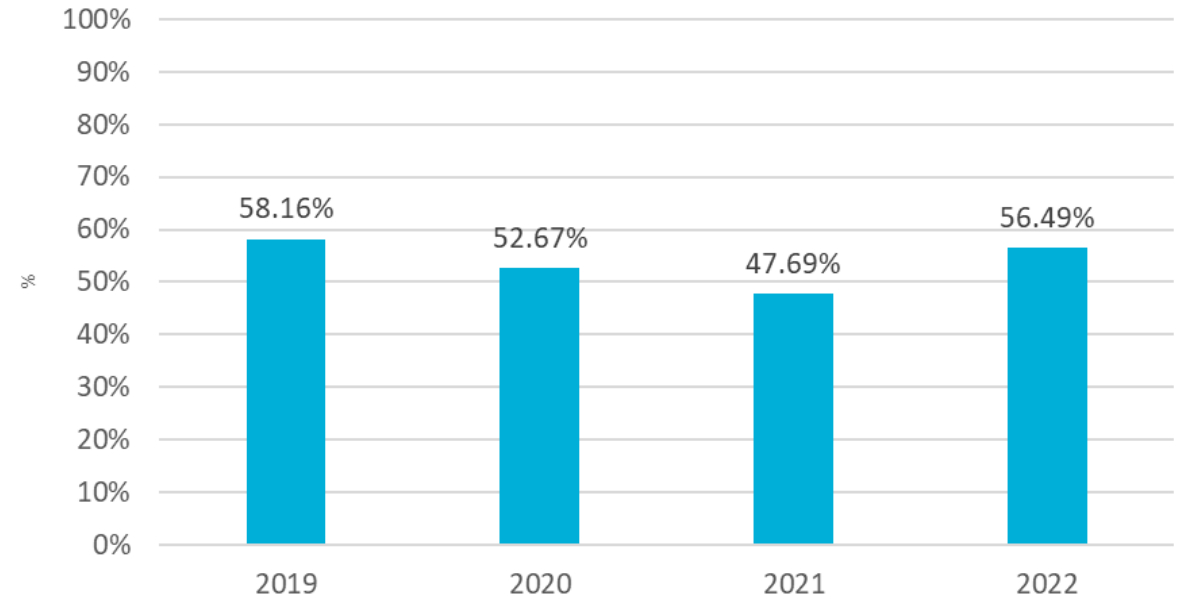
Statewide Attainment Goal Metrics

Timely Completion: Share of awards completed within 1.5 time

Bridgerland Tech - All Students



Bridgerland Tech - Underrepresented Students



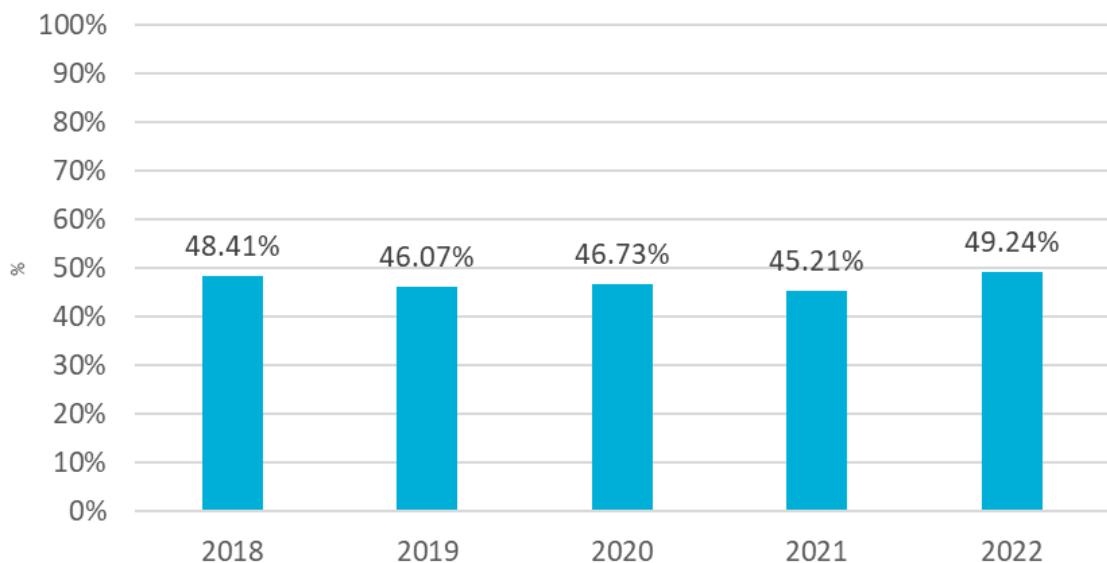
Underrepresented Groups: Hispanic, American Indian/Alaska Native, Black African American, Native Hawaiian/Pacific Islander, Multiracial or Low Income



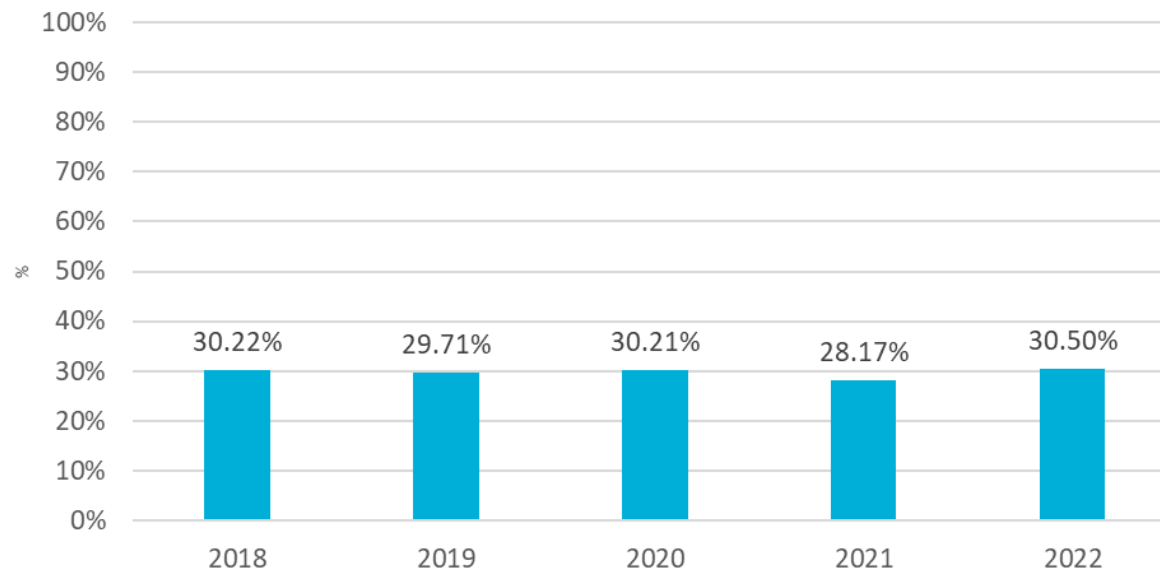
Statewide Attainment Goal Metrics

High-Yield: Share of awards that lead to jobs in high-wage, high-demand fields

Bridgerland Tech - All Students



Bridgerland Tech - Underrepresented Students



Underrepresented Groups: Hispanic, American Indian/Alaska Native, Black African American, Native Hawaiian/Pacific Islander, Multiracial or Low Income



Environmental Sustainability

- Updated and Modernized
 - HVAC Systems
 - Boilers, Chillers
- LED Lighting
- Reduced Water Use
 - Metering and Automating Secondary Water

-41.74% Water Reduction



Last Year General Session Appropriations

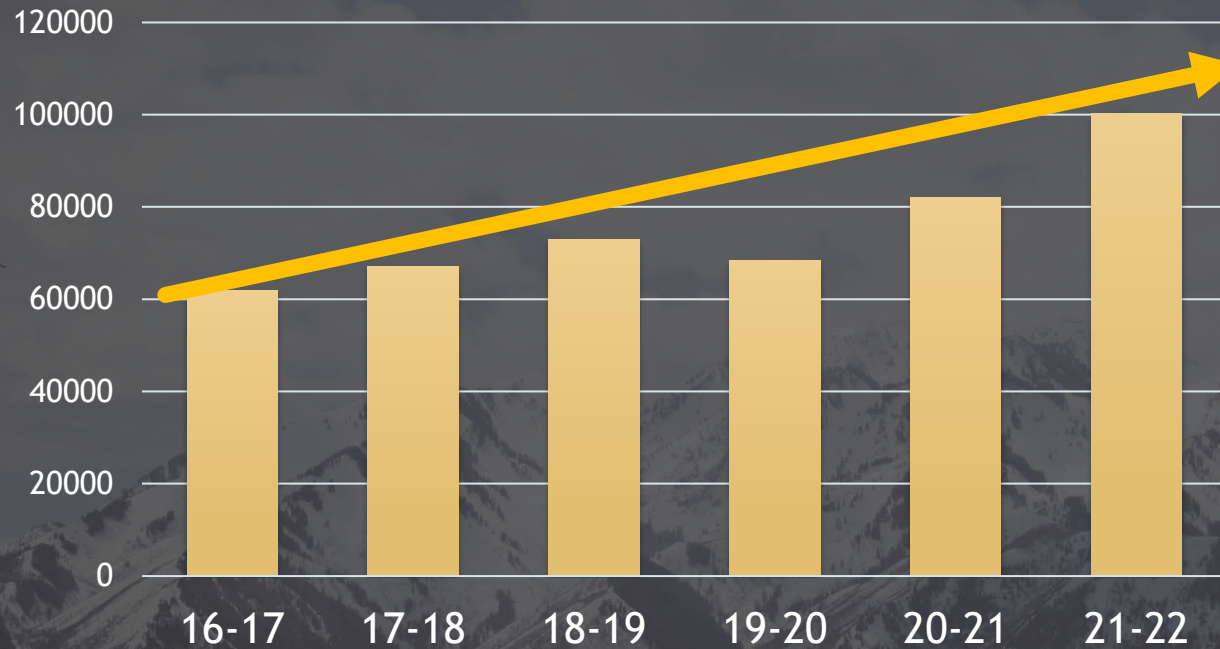
New State Fund Appropriations

Funded Items	FY2022	FY2023			% of Base
	Suppl.	One-time	Ongoing	Total	
Tech Growth & Capacity			\$962,900	\$962,900	5.4%
Compensation			\$841,400	\$841,400	4.7%
Equipment		\$348,800		\$348,800	2.0%
Custom Fit			\$100,000	\$100,000	0.6%
Internal Service (ISF)			\$12,600	\$12,600	0.1%
Operation & Maintenance		(\$624,000)		(\$624,000)	-3.5%
Total		(\$275,200)	\$1,916,900	\$1,641,700	9.2%



Custom Fit

Training Hours



61.7% Increase

100,277 Training Hours

21.7% Higher than any other program in the state



Tuition and Fees Overview



Request for New Funding

Funded Items	FY2023	FY2024			
	Suppl.	One-time	Ongoing	Total	% of Base
Tech Growth & Capacity			\$1,025,400	\$1,025,400	5.1%
Equipment			\$356,500	\$356,500	1.8%
Custom Fit			\$100,000	\$100,000	0.5%
Compensation			TBD	TBD	TBD
			\$1,481,900	\$1,481,900	7.4%

Your Guide to Nursing and Healthcare Education
NursingProcess.org

Home Nursing Schools in Your State Rankings

Best LPN/LVN Program in Every State – 2023 Rankings

Welcome to our page with the listing of the Best LPN/LVN program in every state across the nation.

#1 in Utah

Bridgerland Technical College, Logan (Visit)

Bridgerland Technical College offers one of the well-known LPN programs in Utah. This LPN program trains you with employable nursing skills through a two-semester coursework. Here, you will apply your theoretical knowledge immediately to practice at the college's simulation lab and at a clinical site. This engaging learning experience makes you confident to join the workforce immediately after you



#1 in Utah

New State Fund Appropriations



Line-Item Reallocation Requests

1. \$45,000 Education Fund ongoing from E&G Line Item QLG to MTC E&G QLM
2. \$45,000 Education Fund ongoing from E&G Line Item QLG to UVU E&G QJA



Non-lapsing Balance

Carry-forward balance FY22 due to equipment delays in self-funded capital improvement projects: \$218,256

0.019% of available revenue

All carry-forward funds have been spent in FY23



Pathways



**HIGH SCHOOL
DIPLOMAS**

- Bear River HS
- Box Elder HS
- Cache HS
- Sun Rise HS
- Fast Forward HS
- Green Canyon HS
- In-Tech HS
- Logan HS
- Logan North Campus
- Logan South Campus
- Mountain Crest HS
- Rich High School
- Ridgeline HS
- Sky View HS
- Home School

TECHNICAL CERTIFICATES



BRIDGERLAND
TECHNICAL COLLEGE




DEGREES

80 Secondary
CTE Courses

31 Degree
Pathways



Women Who Succeed



NASA HUNCH



Robots Donated to Local High Schools



Discovering Technical Education



Health Sciences Building Progress



FIRST NEW BUILDING EVER!

- Ability to Grow
- Completion Fall 2023

Thank You!





**TOGETHER —
BUILD A BRIGHT
TOMORROW**
Questions?