

# Box Elder Crisis Shelter & Transitional Housing



Meeting the Standards of Safety and Security,  
Privacy and Protection, and Capacity.



# **#1 Social Service Priority**

## **Northern Utah Chamber Coalition**

### **Box Elder Crisis Center and Transitional Housing**


Establishes a new, safe, and secure domestic  
violence shelter  
and the first transitional housing center in Box  
Elder, renovating an existing building

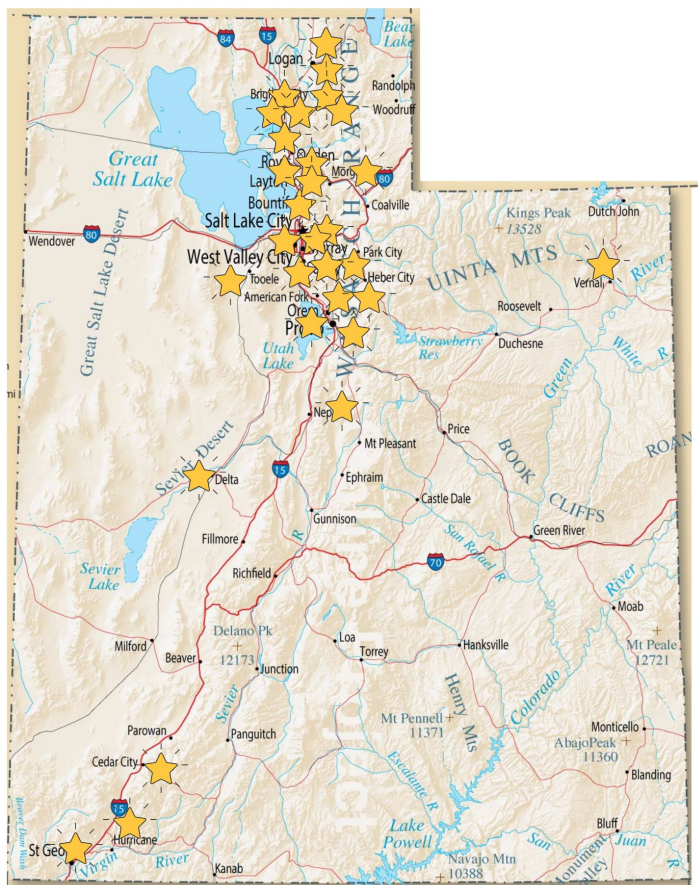
\$5M one time ask (no ongoing costs)



# The Need

- \*Safety and Security** - The entrance, offices, and counseling areas can only be accessed by the same entrance as the shelter. The current shelter can only be accessed from the street. There is no means of locking the shelter down separate from rest of the facility.
- \* Privacy & Protection** - located on a main street across from a busy park, parking is only available on the street and at the public park, making it clear who and when individuals are utilizing services, who is visiting and who works at the center. There is no anonymity for victims or visitors. Perpetrators can see directly into shelter from the street and gain access through windows.
- \* Capacity**- From 2020 to 2022 there was a 50% increase in those **turned away** due to capacity. Domestic violence continues to increase in frequency and level of violence. When hotel vouchers were available, 1500 were handed out in 18 months.
- \* Limited Housing & Services** - Currently there is NO transitional housing in Box Elder County, limiting a survivor's time in safe housing and with support services. There is limited post crisis housing options for victims resulting in a return to the abuser or homelessness.





## New Hope Service Area

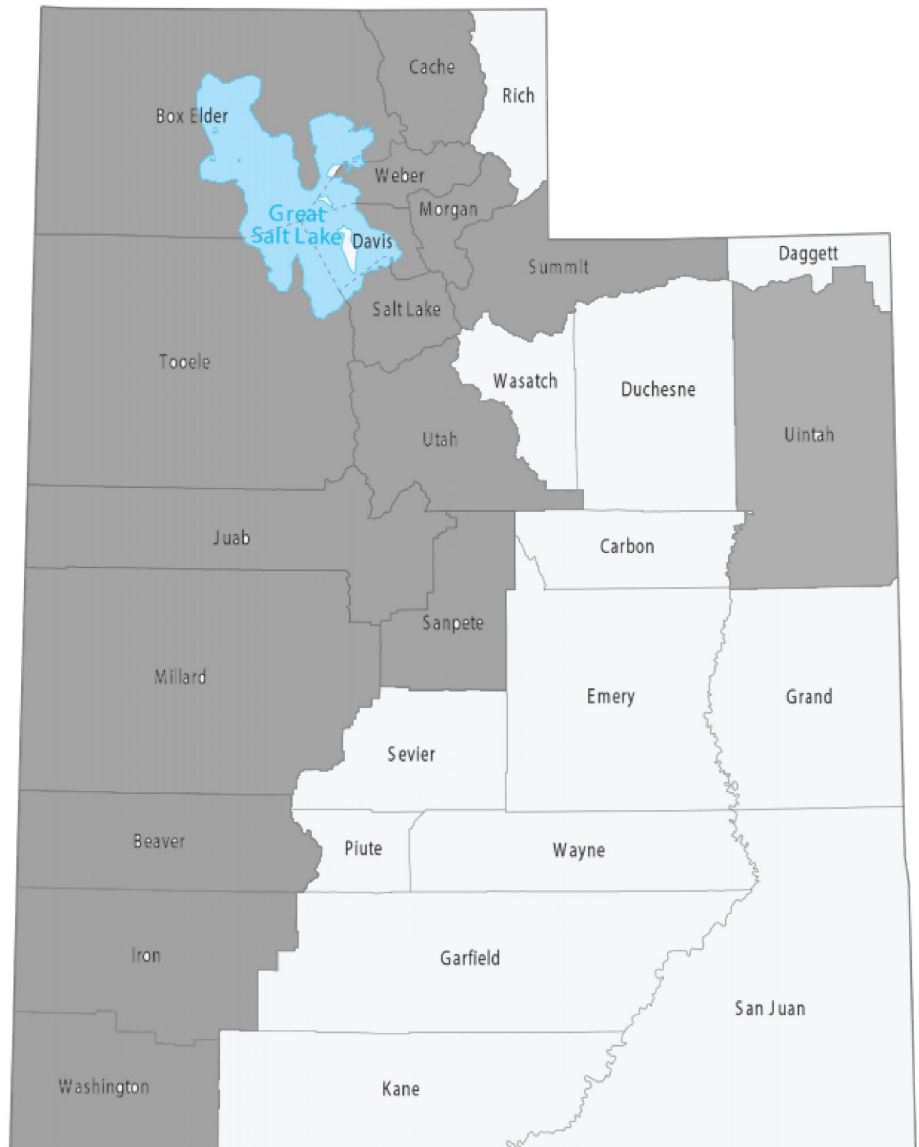
7/21-6/22

597 Individuals Served

(inside Box Elder County representing 17 cities)

216 Individuals Served

(13 counties served outside of Box Elder  
representing 41 cities)





# The Solution

**\*A Safe & Secure Shelter** - Located behind a community services building, the shelter will not be seen from a busy city street. There will be separate entrances for victims and visitors. The design provides for shelter security separate from public entrance and community services offered on site. Accessibility for emergency personnel, crisis teams and protective services is included in the design. Design barriers between the shelter, support service space and entrance are planned with options for limiting access to shelter from all other parts of building when necessary.

**\* Private & Protected Parking & Design:** The new shelter will have public parking as well as employee/victim gated parking, maintaining anonymity for clients receiving services at the shelter and for visitors asking for support. Windows are only accessible through gated play area and gated parking lot. Entrance into shelter is guarded and protected.

**\* Sufficient Capacity** - The new shelter will double the capacity of services provided to the vulnerable population and increase support services available for clients. New design allows for increased services.

**\*Transitional Housing** - The old shelter will be converted into multiple apartments to be used as transitional housing for survivors providing extended safe housing and time for victims to regain self sufficiency.





# Project is Shovel Ready With Local Partners

\*The Box Elder Community Campus has allocated 2 acres to the Crisis Shelter, in addition to shared space and partnerships with the shelter and transitional housing projects, keeping the costs low.



\* The project is a one-time expenditure with no ongoing operations & maintenance costs.

\* The Box Elder Chamber of Commerce is currently fundraising for the projects with the business and local communities for both in kind donations and financial contributions. We already have several financial pledges made.