



SNOW COLLEGE

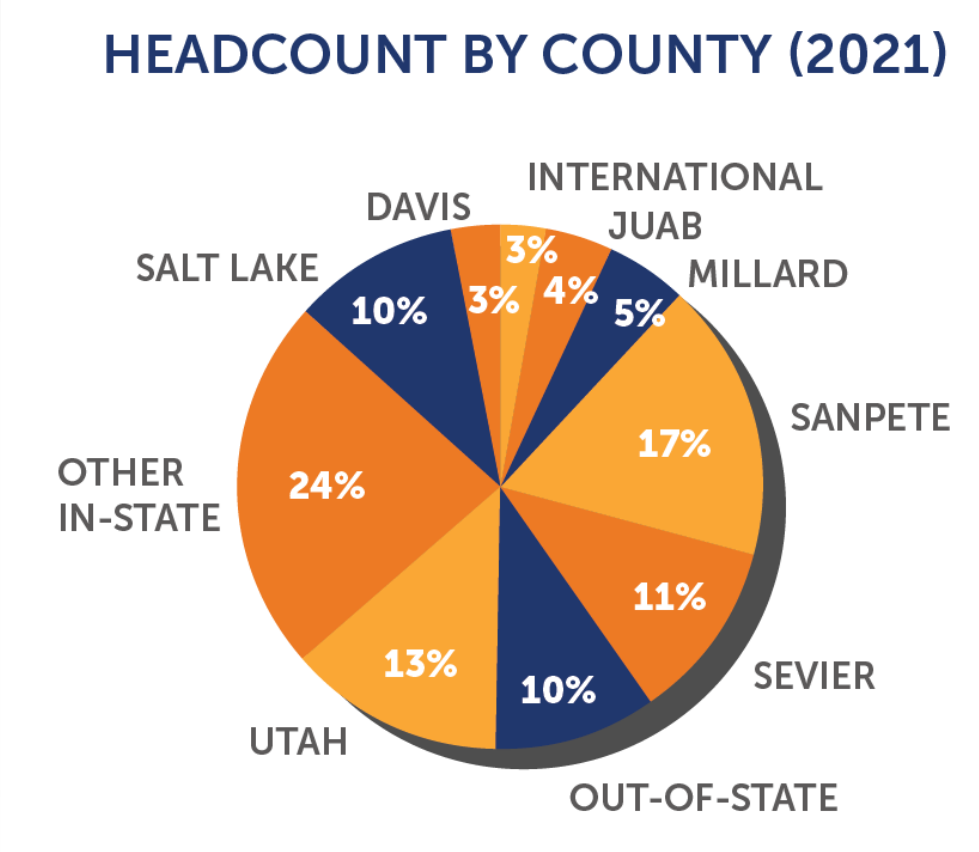
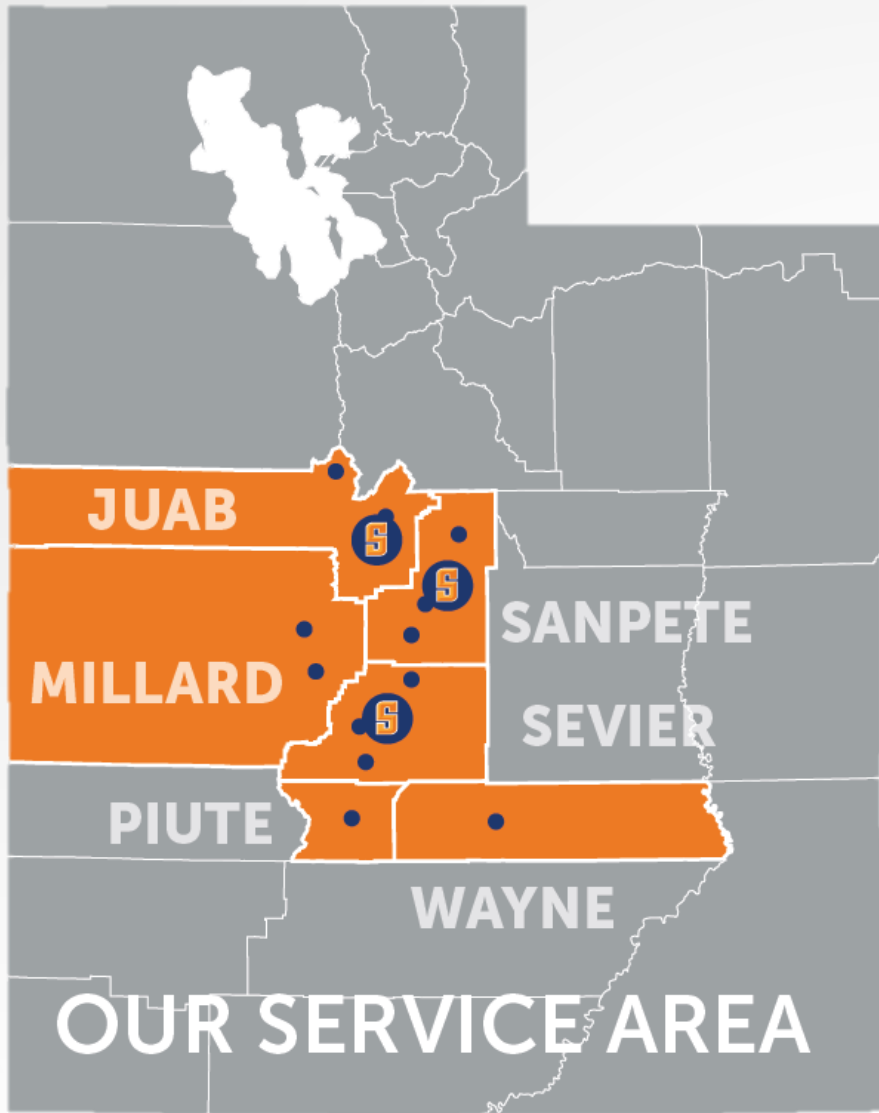
2023 HIGHER EDUCATION APPROPRIATIONS
SUBCOMMITTEE REPORT

FEBRUARY 2, 2023

ABOUT US

- Founded in 1888, Utah's 2nd oldest institution
- Rural Utah's degree-granting institution and technical college
- Committed to providing the best, most affordable, and most personalized experience to every student



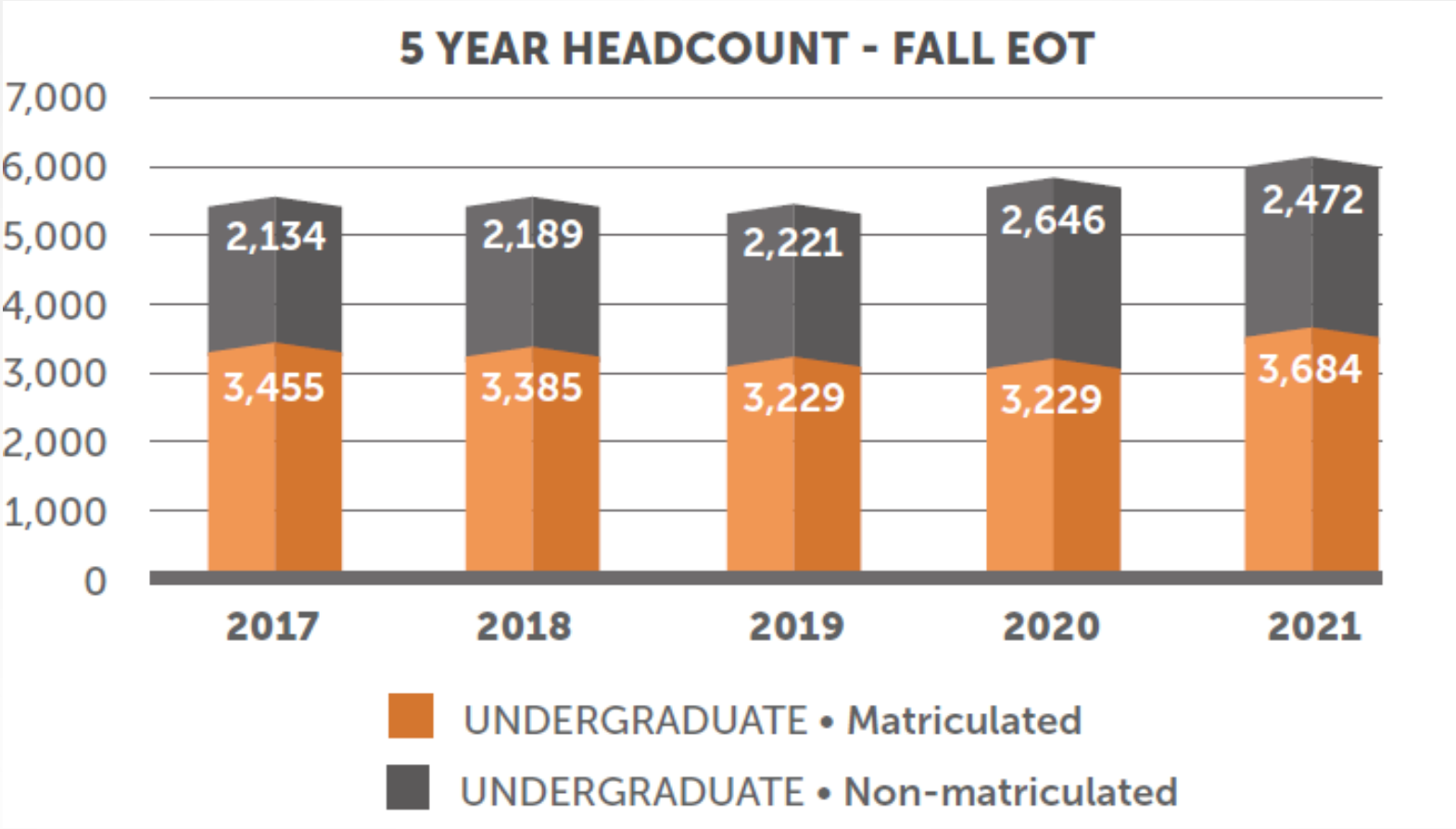


ASPIRATIONAL STATEMENT

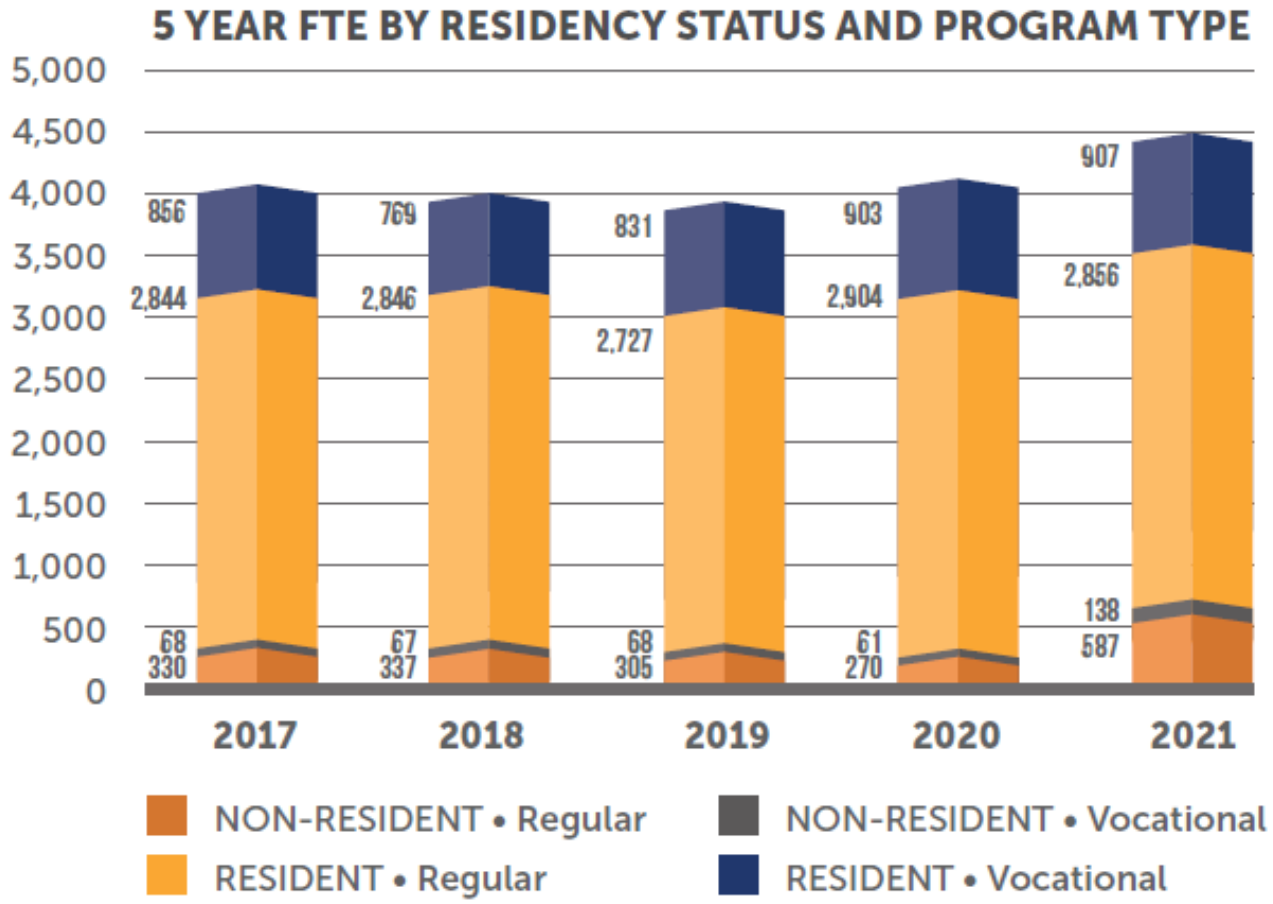
“Students graduate **debt-free**, gain **work experience**, and develop a **plan for the future**. Those who find Snow College will find themselves.”



ENROLLMENT HISTORY - HEADCOUNT



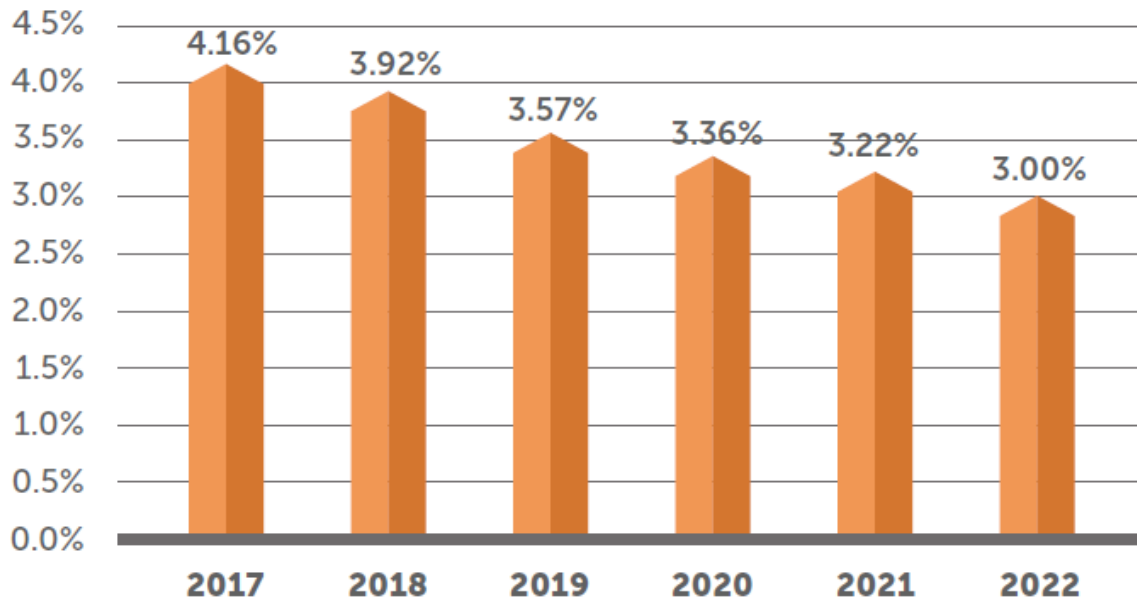
ENROLLMENT HISTORY - FTE



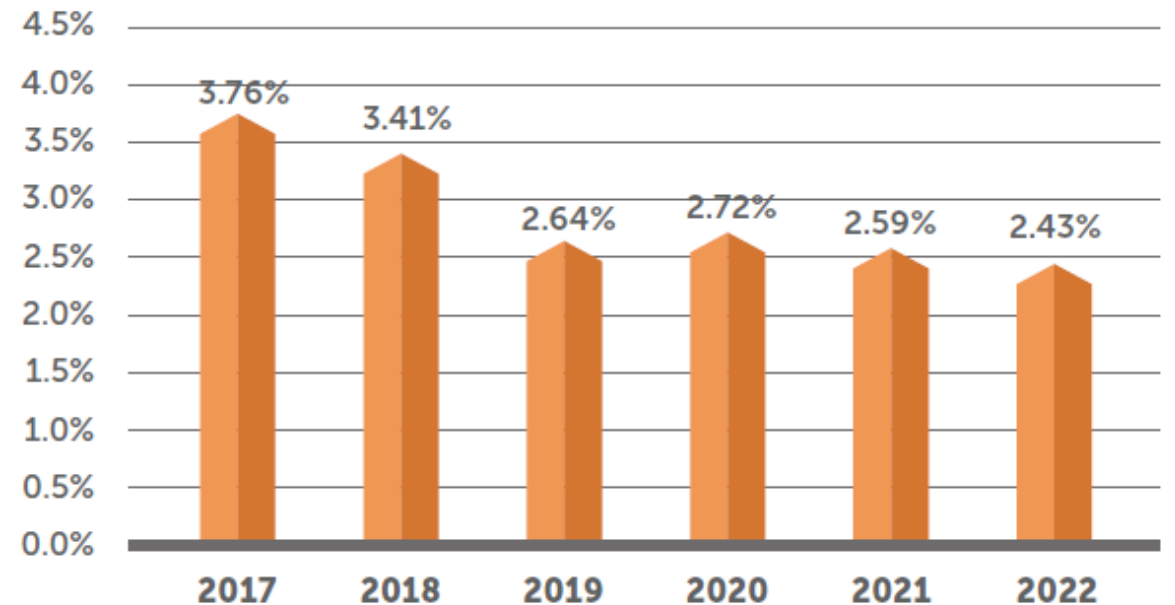
ATTAINMENT GOAL METRICS - ACCESS

- Access: Share of high school graduates enrolled at Snow College within 3 years

SNOW-ALL STUDENTS



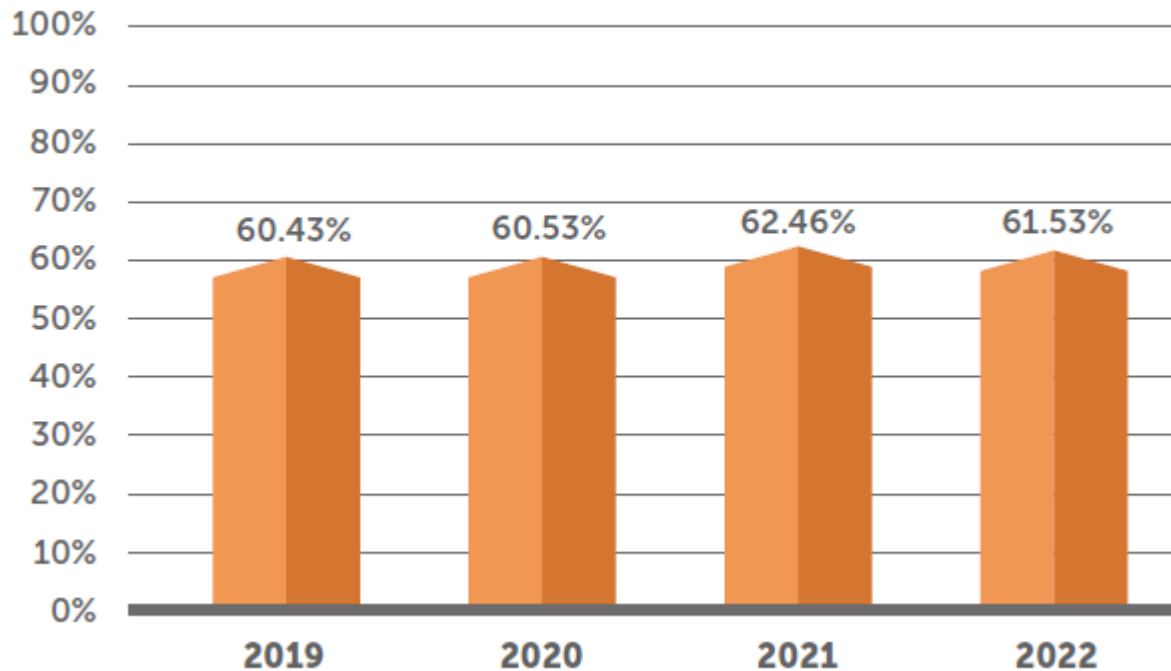
SNOW-UNDERREPRESENTED STUDENTS



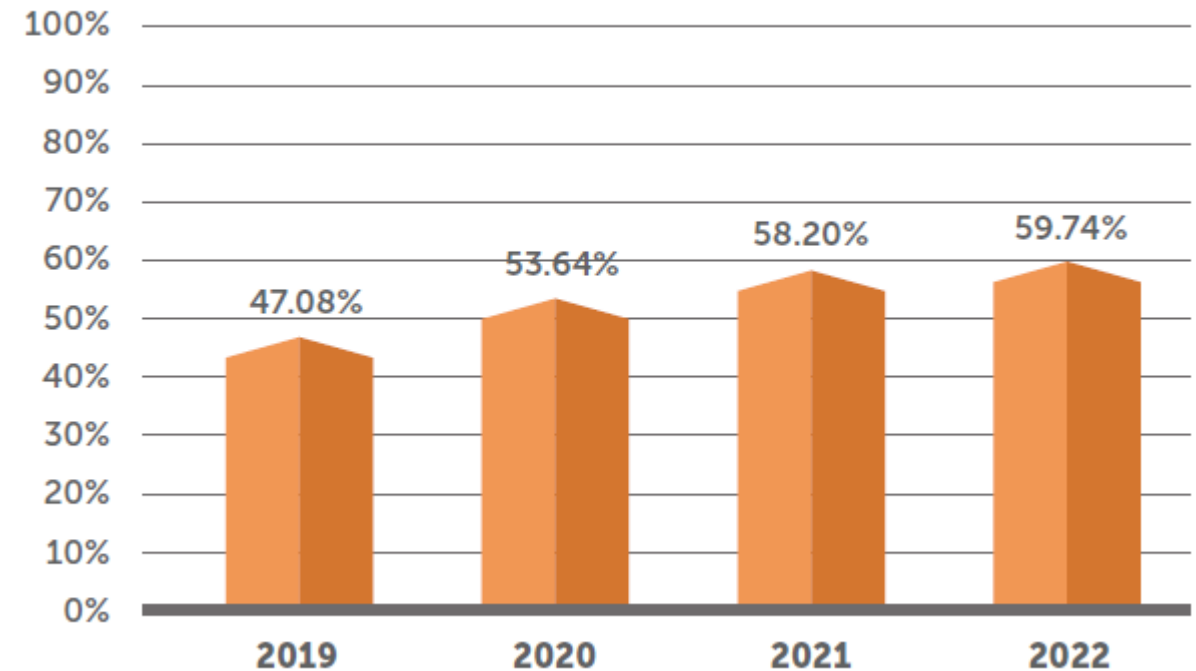
ATTAINMENT GOAL METRICS – TIMELY COMPLETION

- Timely Completion: Share of awards completed within 1.5 time (e.g. 6 years for BS degree)

SNOW-ALL STUDENTS



SNOW-UNDERREPRESENTED STUDENTS





UTAH HIGHER EDUCATION DASHBOARD

This interactive dashboard supplements **Chapters II** in the report. It shows nine performance indicators for eight degree granting institutions, compared to national averages, peer averages, and open admission policy averages (bar charts only).

Navigation Tip:

Select an institution you want to view. To explore more detailed information, select a chart set and a bar chart reference. For a definition of the performance indicator hover over the title box. For a peer setting select the "Spending by Operational Area" and hover over the peer average pie chart.

[Return to Report](#)
2022-11

Select an Institution

Snow College

Select a Chart Set

Graduation, Award and Retention

Select a Bar Chart Reference

Peer Average

Student Enrollment

3,221



150% GRADUATION RATE



% OF AWARD WITHIN 8 YEARS



RETENTION RATE OF FULL TIME



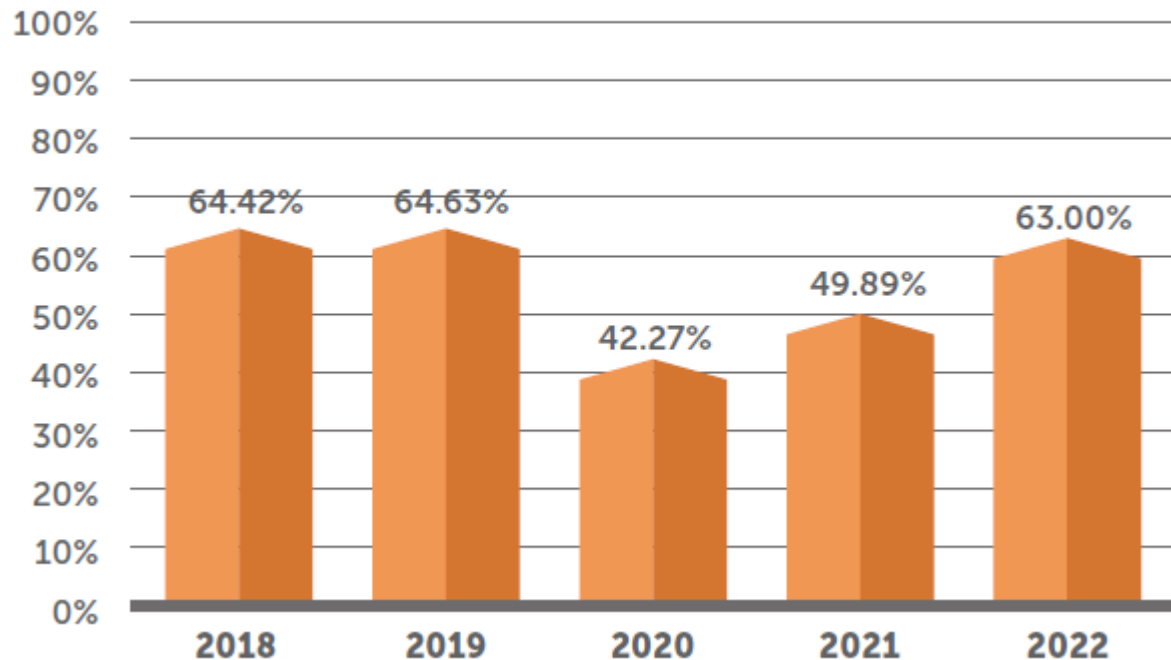
■ Met the Average

■ Not Met the Average

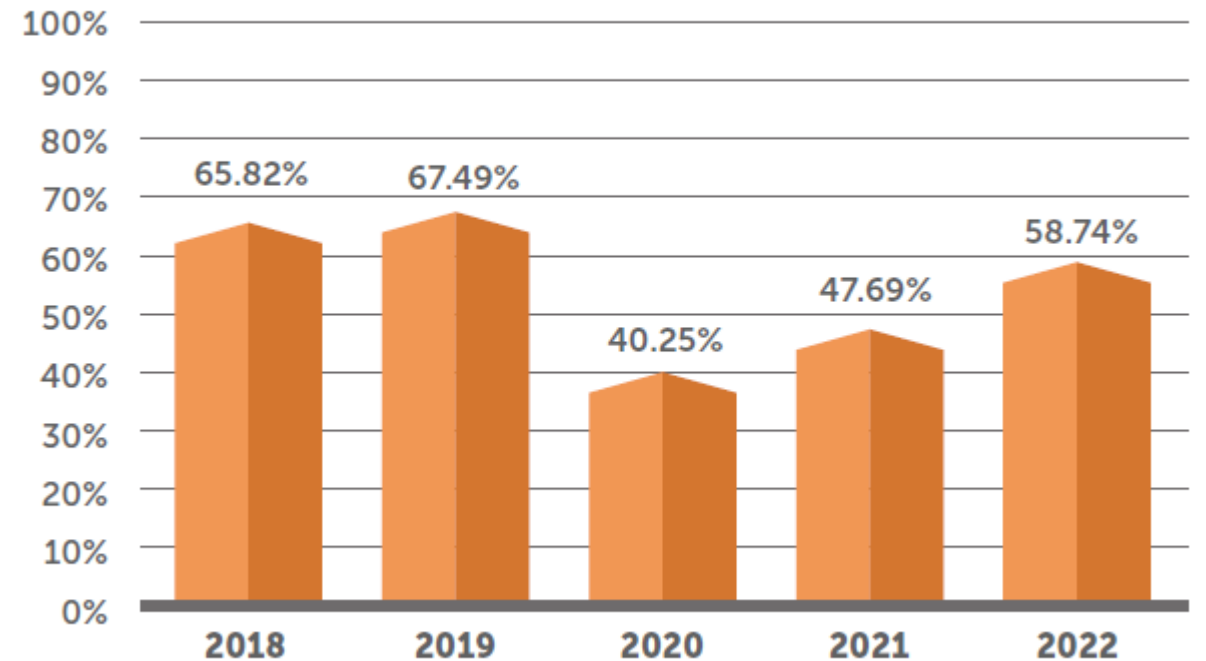
ATTAINMENT GOAL METRICS – HIGH YIELD AWARDS

- High-Yield Awards: Share of awards that lead to jobs in high-wage, high-demand fields

SNOW-ALL STUDENTS



SNOW-UNDERREPRESENTED STUDENTS



ENVIRONMENTAL SUSTAINABILITY

- Teaching Rural Stewardship

- Irrigation efficiency
- Compost
- Forage management and grazing



- Responsible On-campus Actions

- Savings through upgraded heating and cooling controls
- LED lighting upgrades
- Responsible water use



LAST YEAR'S GENERAL SESSION APPROPRIATIONS

Funded Items	FY2022		FY2023		% of base
	Suppl	One-time	Ongoing	Total	
Rural Studies			\$4,000,000	\$4,000,000	12.00%
Compensation			\$1,570,800	\$1,570,800	4.70%
Performance			\$849,600	\$849,600	2.60%
Tuition Parity			\$466,800	\$466,800	1.40%
Tech Growth & Capacity			\$465,200	\$465,200	1.40%
Tech Ed Equipment		\$273,200		\$273,200	0.80%
Athlete Graduation			\$200,000	\$200,000	0.60%

LAST YEAR'S GENERAL SESSION APPROPRIATIONS

	FY2022	FY2023			
Funded Items	Suppl.	One-Time	Ongoing	Total	% of Base
Custom Fit			\$116,000	\$116,000	0.30%
Internal Service (ISF)			\$10,100	\$10,100	0.00%
Total		\$273,700	\$7,678,500	\$7,952,200	23.90%

SUMMARY OF 2023 SESSION APPROPRIATION

- Performance

- Compensation adjustment: FT employees (95% of CUPA), adjuncts, hourly, students
- Online and 3+1 faculty
- Microcredentials
- Critical positions (student support, facilities, enrollment)
- Infrastructure adjustments

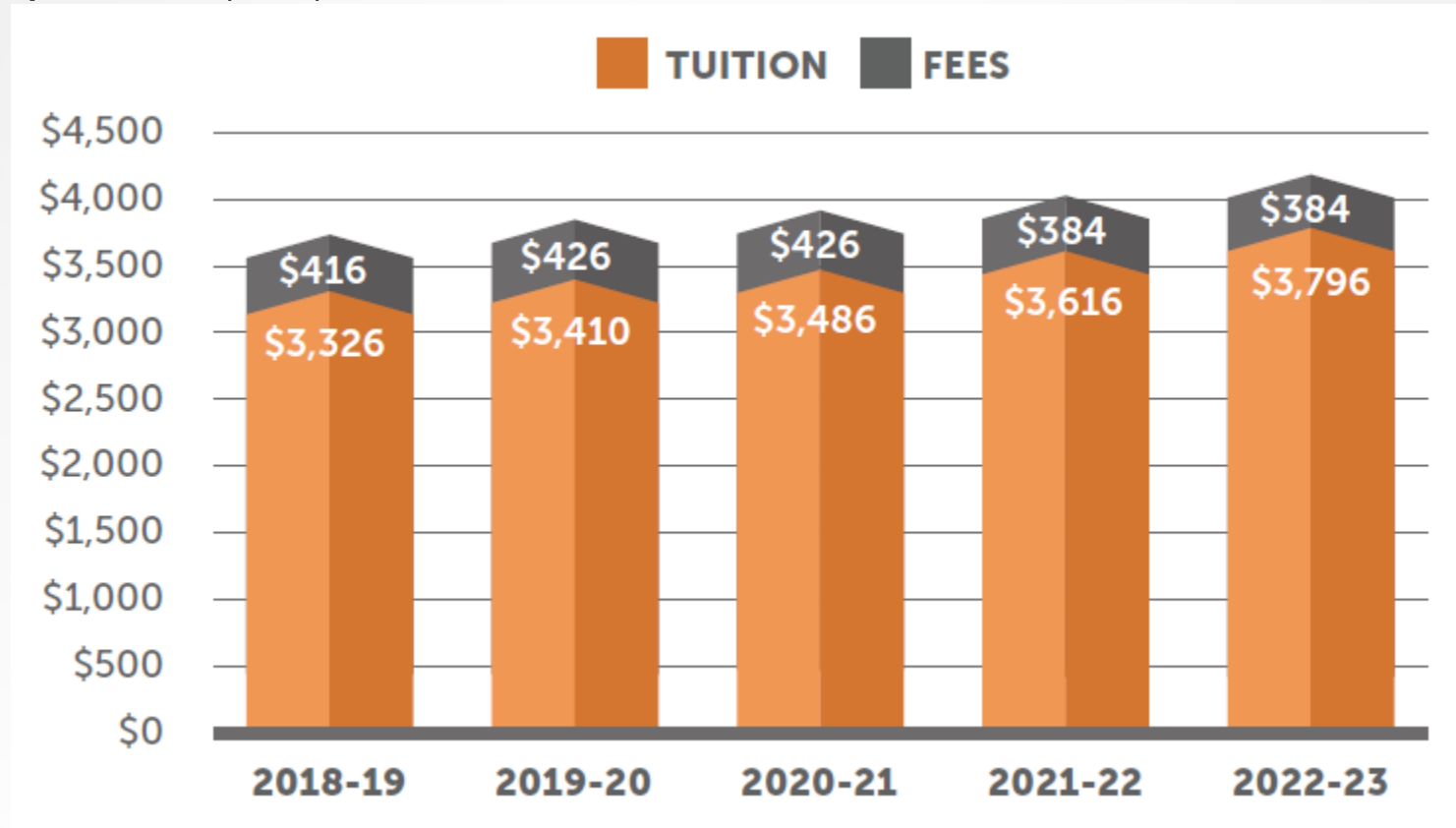
- Tech Ed Growth

- Tuition parity
- CTE Director
- Student success
- Construction equipment
- Program growth (EMT, digital marketing)



TUITION AND FEES OVERVIEW

- One full-time equivalent (FTE) resident student of two semesters at 15 credit hours



TUITION AND FEES OVERVIEW

- General Fees, full-time student

Fee Name	Category	2018-19	2019-20	2020-21	2021-22	2022-23	Avg. Annual Growth
Athletic	Athletic	\$42.00	\$42.00	\$42.00	\$42.00	\$42.00	0.00%
Activity Center	Athletic	\$27.00	\$27.00	\$27.00	\$27.00	\$27.00	0.00%
Fitness	Athletic	\$6.00	\$6.00	\$6.00	\$6.00	\$6.00	0.00%
Building	Building Bond	\$176.30	\$176.30	\$176.30	\$176.30	\$176.30	0.00%
Wellness Center	Health	\$20.00	\$20.00	\$20.00	\$20.00	\$20.00	0.00%
Insurance	Health	\$5.60	\$5.60	\$5.60	\$5.50	\$5.50	-0.40%
Graduation	Other		\$10.00				
Student Government and Activities	Student Activity/Support	\$68.30	\$68.30	\$68.30	\$68.30	\$68.30	0.00%
Intramurals	Student Activity/Support	\$12.00	\$12.00	\$12.00	\$12.00	\$12.00	0.00%
Music	Student Activity/Support	\$10.00	\$10.00	\$10.00	\$10.00	\$10.00	0.00%
Theater	Student Activity/Support	\$8.90	\$8.90	\$8.90	\$8.90	\$8.90	0.00%
Communications	Student Activity/Support			\$8.00	\$8.00	\$8.00	0.00%
Graduation	Student Activity/Support			\$10.00			
Communication	Technology	\$8.00	\$8.00				
Computer	Technology	\$31.90	\$31.90	\$31.90			
	Total	\$416.00	\$426.00	\$426.00	\$384.00	\$384.00	-2.00%

REQUEST FOR NEW FUNDING

	FY2023	FY2024			
Funded Items	Suppl.	One-time	Ongoing	Total	% of Base
Performance			\$1,273,000	\$1,273,000	3.1%
Tech Growth and Capacity			\$646,000	\$646,000	1.6%
Tech Equipment			\$193,300	\$193,300	0.5%
Equipment			\$95,500	\$95,500	0.2%
Compensation			TBD	TBD	TBD
Total			\$2,207,800	\$2,207,800	5.4%

NEW FUNDING REQUEST DETAILS

Degree Performance

- Strategic Plan Alignment
- ADA/Risk
- Success Coaches, Student Support
- Risk Management
- Wellness



Technical Education

- Apprenticeship Coordinator
- High-demand, high-growth areas
 - Medical Assistant
 - Construction Management
 - Welding

NON-LAPSING BALANCES

- \$3,369,276 (6.4%)
- Spending plan
 - \$6 million in maintenance requests
 - Unfilled faculty positions due to recruitment cycle, now hiring for summer/fall



CAPITAL REQUESTS (IGG)

	Project \$	Sq. Ft	\$/Sq. FT	O&M \$
Dedicated Project				
Nondedicated Project				
Landbank(s)				
Triple D-8 locations	\$3,000,000		\$375K/location	
Jorgensen Property	\$854,000	1.67 acres	\$511K/acre	
Nephi Property	\$2,000,000	4 acres	\$500K/acre	
Other (e.g. O&M for non-state funded)				
Total	\$5,854,000			

LINE-ITEM REALLOCATION REQUESTS

- \$32,000 Education fund ongoing from Ed Dis Line Item QFB Line Item to E&G Ed Dis Program



SUCCESS AND BEST PRACTICES

- Consistently maintain high student success rate
- Continue partnerships within USHE
- Convert secondary pathway completers to scholarship recipients
- Secure grant/funding opportunities
 - Learn and Work
 - Talent Ready Utah
- Share resources with community partners
- Strengthen industry partnerships and connections



OPPORTUNITIES AND IMPROVEMENTS

- Richfield Campus
 - Housing
 - New Programs
- Online/Hybrid
- Underserved students
- Transfer scholarships
- Six-county scholarships



TECHNICAL EDUCATION AT SNOW COLLEGE



TECHNICAL EDUCATION

192% INCREASE IN TECH
ED SINCE 2019

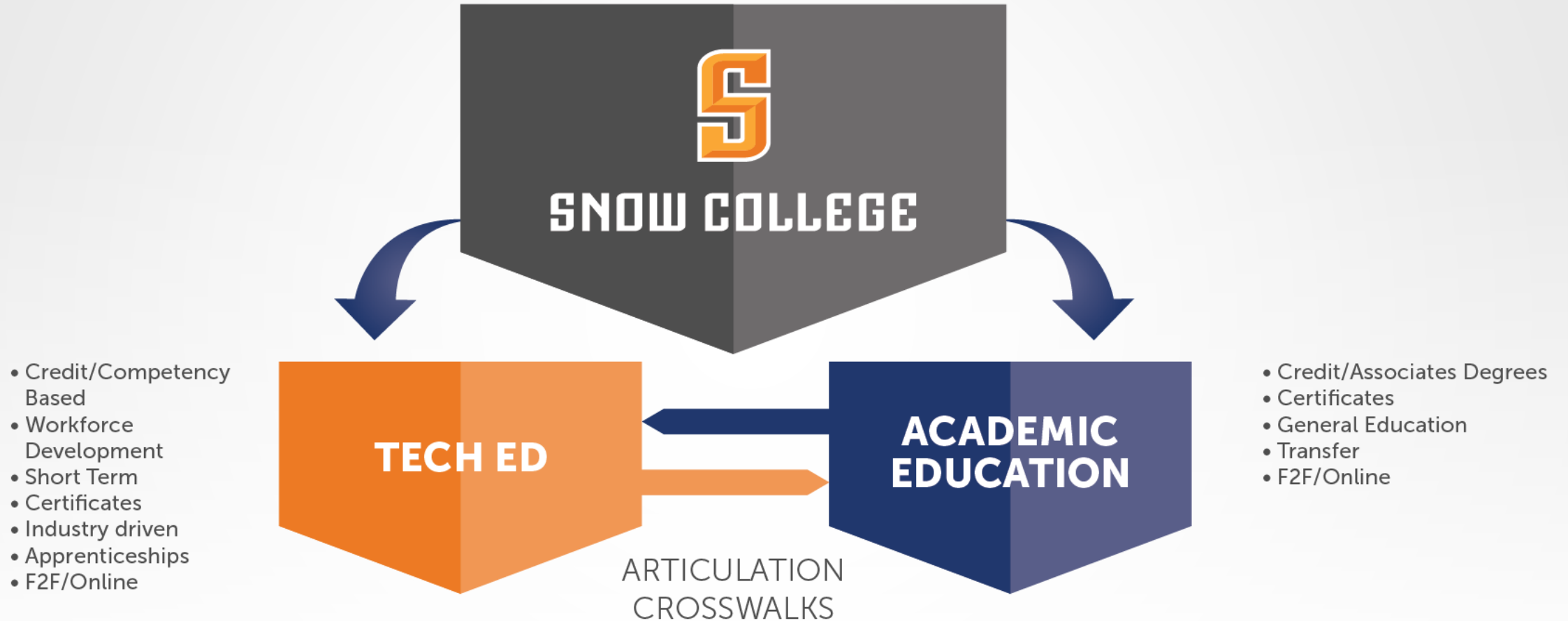
7% INCREASE IN TECH
ED FROM 2021 TO 2022



EMPLOYMENT

- **71%** Employment rate within one year of exit
- **60%** of those employed work full-time, and **40%** work part-time

UNIQUELY POSITIONED FOR INTERNAL ARTICULATION



SECONDARY CTE PATHWAYS & SCHOLARSHIPS



Agricultural Mechanics Systems
Engineering
Mechanical Design
Manufacturing and Production

COMPOSITES



Agricultural Mechanics Systems
Engineering
Manufacturing and Production
Welding and Machining

INDUSTRIAL MECHANICS TECHNOLOGY



Agricultural Mechanics Systems
Engineering
Mechanical Design
Manufacturing and Production
Welding and Machining

MACHINE TOOL



Agricultural Mechanics Systems
Engineering
Manufacturing and Production
Welding and Machining

WELDING



Agricultural Mechanics Systems
Architectural Design
Construction and Structural Systems
Interior Design
Engineering
Mechanical Design
Manufacturing and Production

CONSTRUCTION MANAGEMENT



THIS IS COLLEGE...



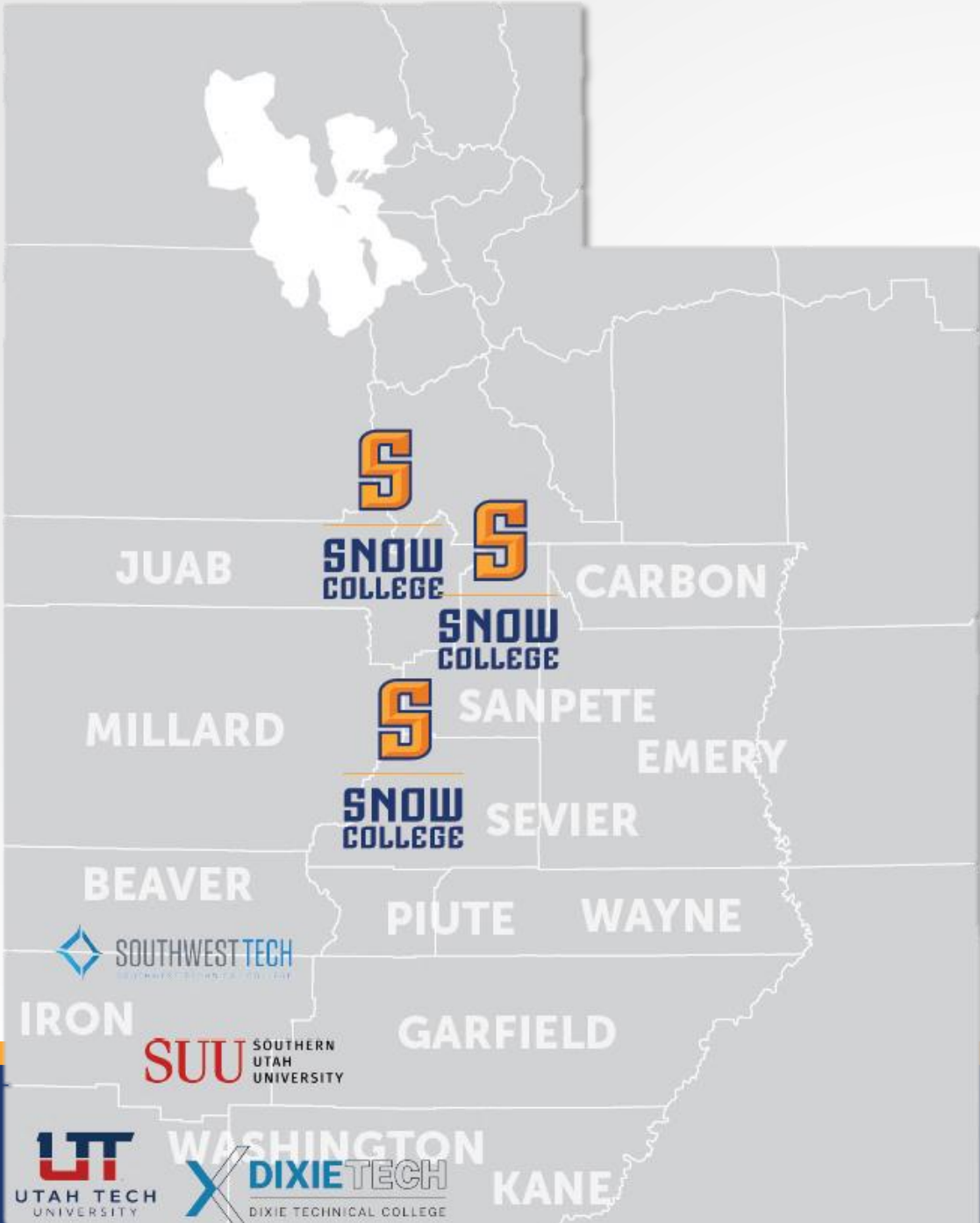
WORKFORCE ALIGNMENT

- 250+ advisory board members
- Central Utah K-16 Alliance
- Industry Partners
- Region CTE Directors & Pathway Coordinators



SNOW'S CRITICAL ROLE IN USHE

The central graphic displays the Snow College logo, a large orange and blue 'S' above the text 'SNOW COLLEGE' in blue. To the left of this central graphic is a column of logos for technical colleges: TOOELE TECH, SLCC (SALT LAKE TECH), SOUTHWEST TECH (SOUTHWEST TECHNICAL COLLEGE), MTECH, BRIDGERLAND TECHNICAL COLLEGE, OGDEN-WEBER TECHNICAL COLLEGE, UBTECH, DAVISTECH (DAVIS TECHNICAL COLLEGE), and DIXIETECH (DIXIE TECHNICAL COLLEGE). To the right is a column of logos for universities: THE UNIVERSITY OF UTAH, UTAH TECH UNIVERSITY, Salt Lake Community College, WEBER STATE UNIVERSITY, UTAH VALLEY UNIVERSITY (UVU), and SOUTHERN UTAH UNIVERSITY (SUU).



SOUTHERN UTAH COALITION

A winning partnership of
collaboration and
cooperation!





BADGER FOOTBALL

- Winningest Utah college football program for last six years
- Winning seasons since 2013
- Record of 46-12 (.793%)
- 2021 National Championship game
- #4 in the NJCAA post-season poll



Thank you!



Thursday, February 9, 2023

7:00 – 10:00 AM

Utah State Capitol • Rotunda