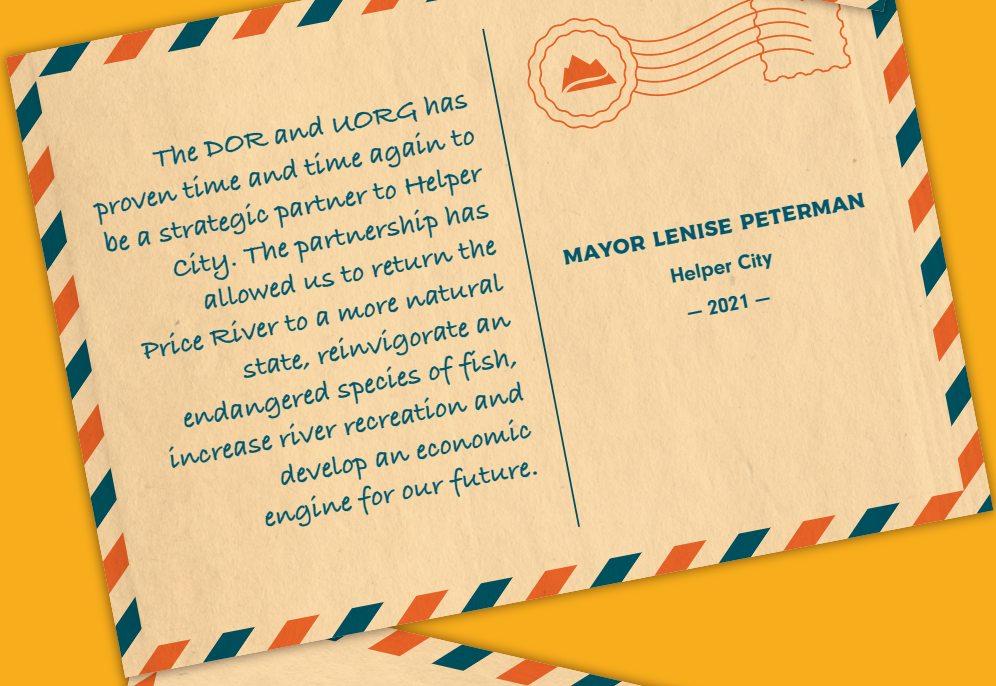


GRANTS AND PLANNING STAFF




Listing from left to right:
Rachel Toker, Carly Lansche, Patrick Morrison,
Tara McKee, Caroline Weiler, Maureen Casper

UTAH OUTDOOR RECREATION GRANT



UORG INTERACTIVE STORY MAP



Use this QR Code and find the UORG projects near you!

Learn more at
recreation.utah.gov/grants

For more information
on the UORG program, contact:

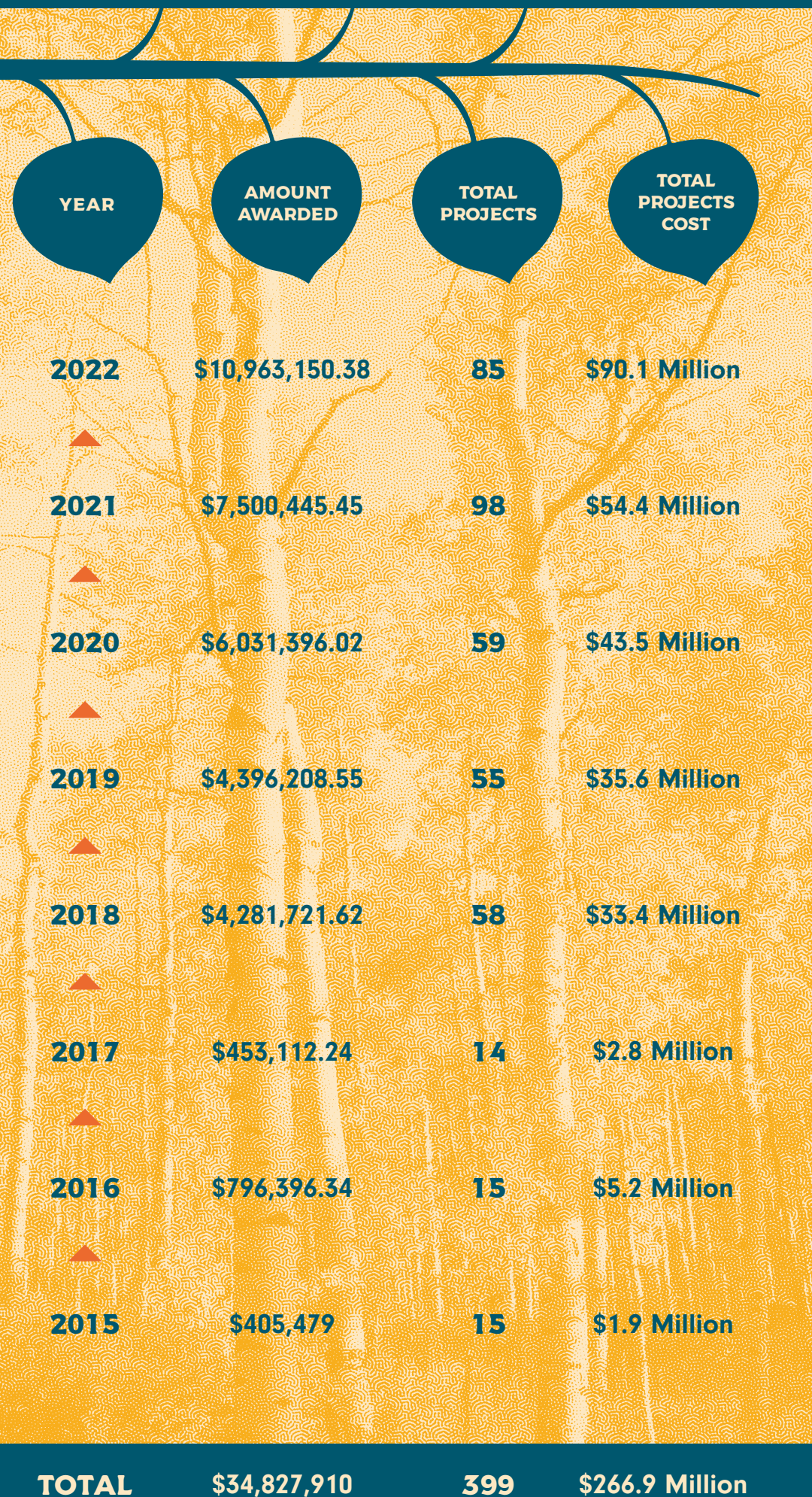
Patrick Morrison
Grant Program Manager
patrickmorrison@utah.gov



IN THIS ISSUE

- Grant Impacts
- County-by-County Funding
- New Miles of Trail

ANNUAL FUNDING NUMBERS



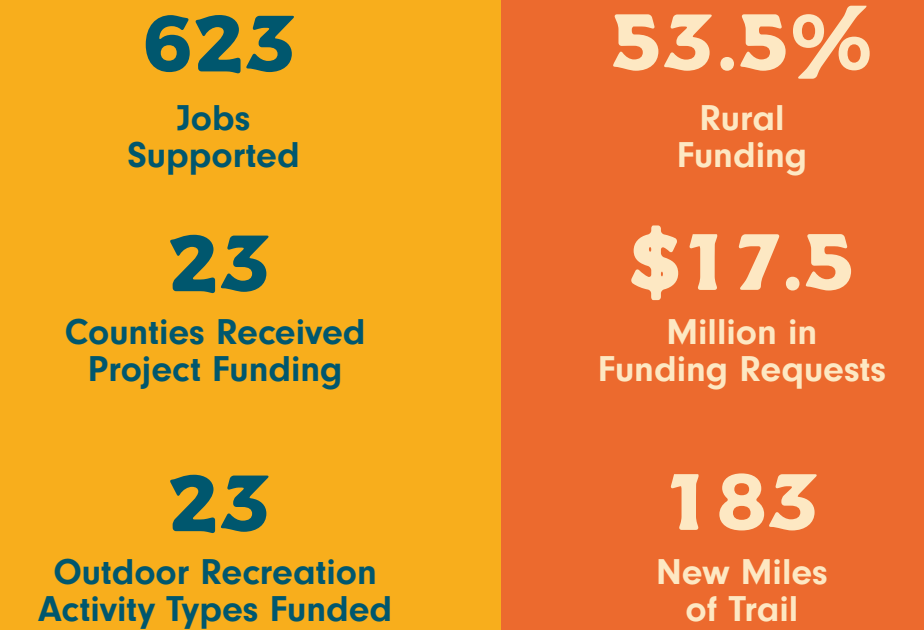
HISTORY

In 2013, Utah became the first state to create an Office of Outdoor Recreation. Since then, the office has become a national leader working to broaden the economic value of Utah's outdoors through collaboration with various business and community partners.

In 2015, the office helped communities to build trails and other recreation infrastructure by awarding matching grants through a pilot program. Funding for the program increased the following year and its success led to the Utah Legislature creating a longer-term funding source to continue the grant program, now called the Utah Outdoor Recreation Grant.

In 2022, the Office of Outdoor Recreation merged with the Division of Recreation to become the Utah Division of Outdoor Recreation within the Department of Natural Resources, housing all of Utah's outdoor recreation grants together. This merger recognized the growing importance of the outdoors to Utah's economic prosperity and quality of life, and supports thinking big about how to solve the state's most pressing issues around recreation, as well as be more ambitious in the services and opportunities offered to all of Utah's communities.

2022 GRANT IMPACTS



COUNTY FUNDING NUMBERS

2015 TO 2022	
Beaver \$676,660.00	Piute \$55,000.00
Box Elder \$443,039.15	Rich \$335,000.00
Cache \$1,441,933.62	Salt Lake \$6,545,025.00
Carbon \$1,137,870.00	San Juan \$424,354.43
Daggett \$142,000.00	Sanpete \$1,104,953.00
Davis \$2,300,722.00	Sevier \$2,144,085.56
Duchesne \$429,910.00	Summit \$1,479,066.00
Emery \$897,169.69	Tooele \$471,000.00
Garfield \$446,058.00	Uintah \$514,300.00
Grand \$990,407.60	Utah \$2,884,668.25
Iron \$2,038,357.62	Wasatch \$2,115,575.45
Kane \$2,348,568.14	Washington \$1,905,313.96
Morgan \$78,826.74	Weber \$1,478,045.39

2015 TO 2022 ALL-TIME FUNDING NUMBERS

