

ROAD RAGE / AGGRESSIVE DRIVING

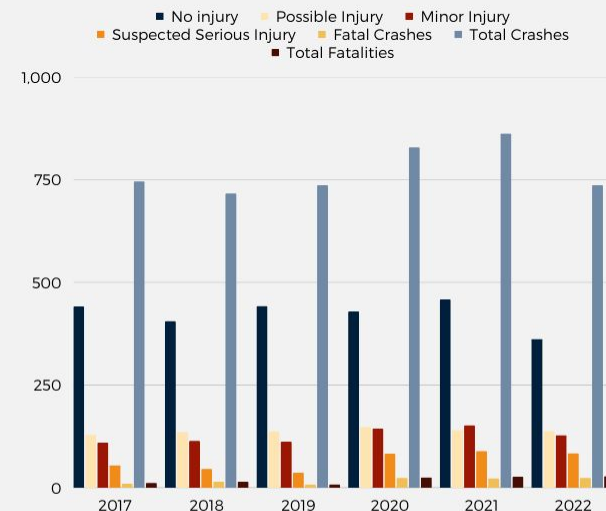
Transportation Interim Committee
October 11, 2023



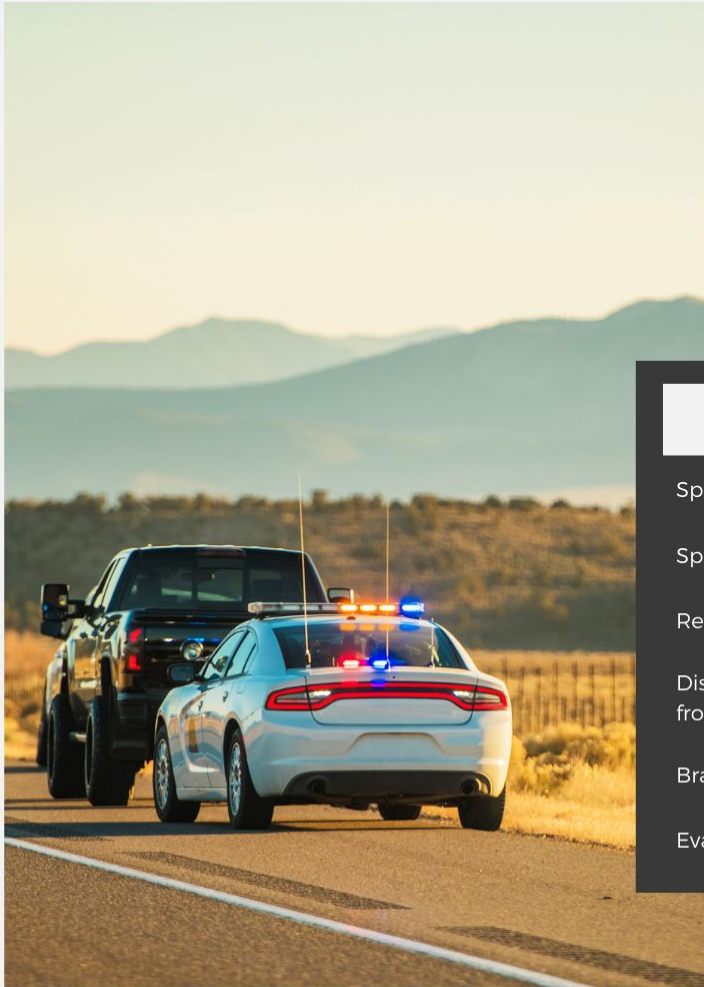


STATEWIDE CRASH DATA

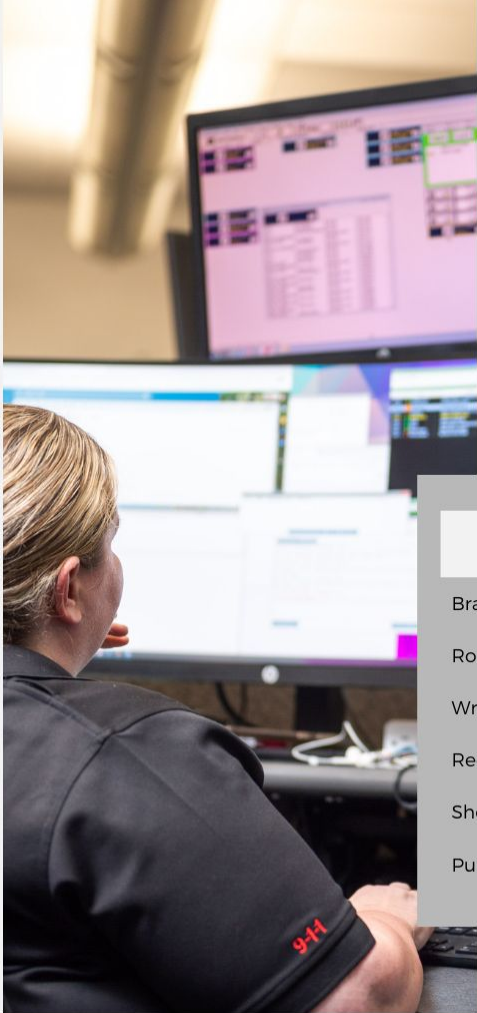
Aggressive Driving Crash Totals	2017	2018	2019	2020	2021	2022	2023 End of 2nd Quarter	2023 End of 3rd Quarter
No injury	441	405	442	429	458	362	174	299
Possible Injury	129	136	137	148	140	138	57	93
Minor Injury	110	114	112	144	152	128	67	112
Suspected Serious Injury	55	46	37	83	89	84	20	57
Fatal Crashes	10	15	8	24	23	24	5	15
Total Crashes	745	716	736	828	862	736	322	576
Total Fatalities	12	15	8	25	27	28	6	20



UHP ENFORCEMENT



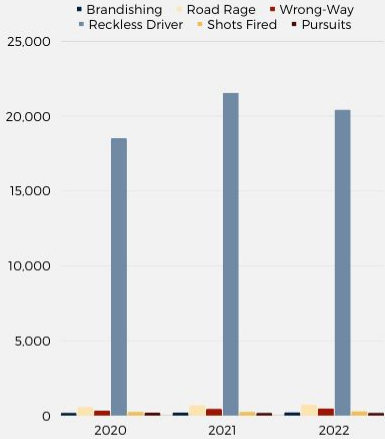
	2020	2021	2022	2023 End of 2nd Quarter	2023 End of 3rd Quarter
Speeding 100 to 105	3,412	3,063	3,994	1,387	2,039
Speeding over 105	1,723	1,663	1,727	588	1,015
Reckless driving	386	370	446	191	369
Discharging a weapon from a vehicle	8	5	4	1	2
Brandishing a weapon	31	35	33	7	20
Evading	191	212	224	100	208



DPS COMMUNICATIONS

REPORTED INCIDENTS

	2020	2021	2022	2023 End of 2nd Quarter	2023 End of 3rd Quarter
Brandishing	178	208	216	70	138
Road Rage	565	692	724	321	557
Wrong-Way	329	441	480	194	337
Reckless Driver	18,508	21,547	20,415	8,102	14,735
Shots Fired	244	250	288	128	246
Pursuits	186	171	182	58	103

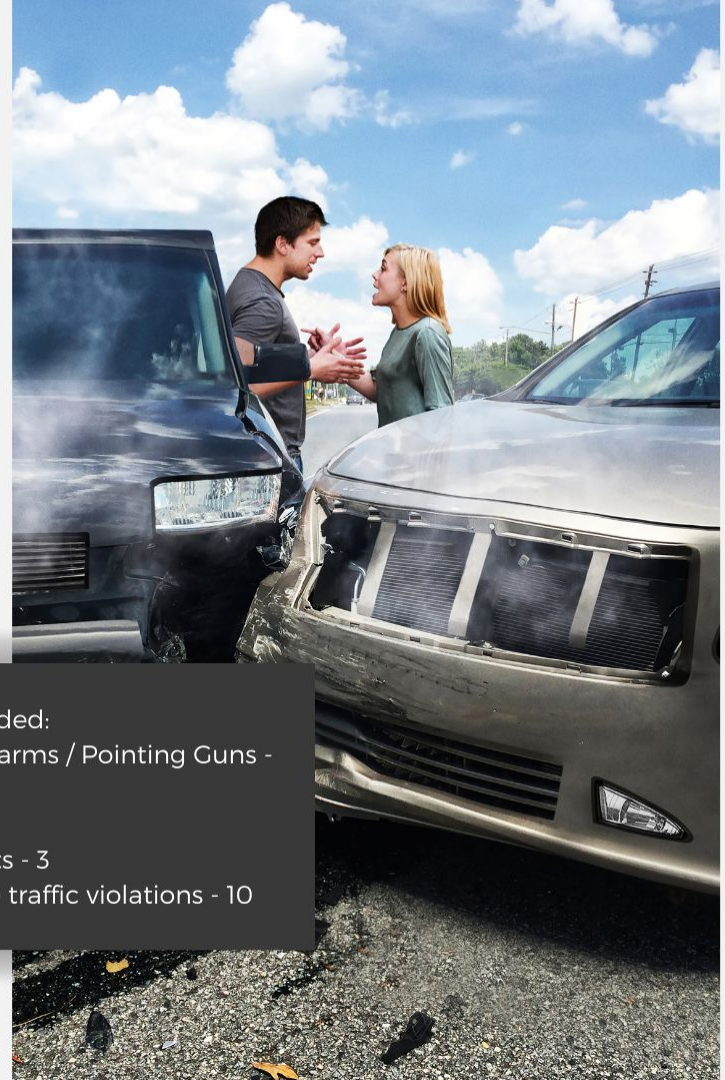


In the past twelve months, the Utah Highway Patrol has identified **32 vehicle-related criminal cases** on state roads involving potential road rage / aggressive driving.

- More than half of (52%) incidents involved reports of brandishing a firearm
- Nearly a quarter (22%) fired shots

Key Indicators Included:

- Brandishing Firearms / Pointing Guns - 19
- Shots Fired - 4
- Throwing Objects - 3
- Other aggressive traffic violations - 10



CURRENT CHALLENGES

Road Rage / Aggressive
Driving Lacks Clear Definition



**Consistent &
Complete Data
Collections**



**Public
Perception of
Issue Seriousness**



Prosecution



RECOMMENDATIONS

Potential Strategies to Address the Growing Concern of
Road Rage / Aggressive Driving

Strategy n° 1

Defining “Road Rage” and /
or “Aggressive Driving”

Strategy n° 2

Evaluated Related
Violations and / or
Enhancements

Strategy n° 3

Evaluate Possible
Administrative Sanctions:

- Driver License
- Sanctions
- Vehicle Impounds
- Mandatory Education
- Other



QUESTIONS?