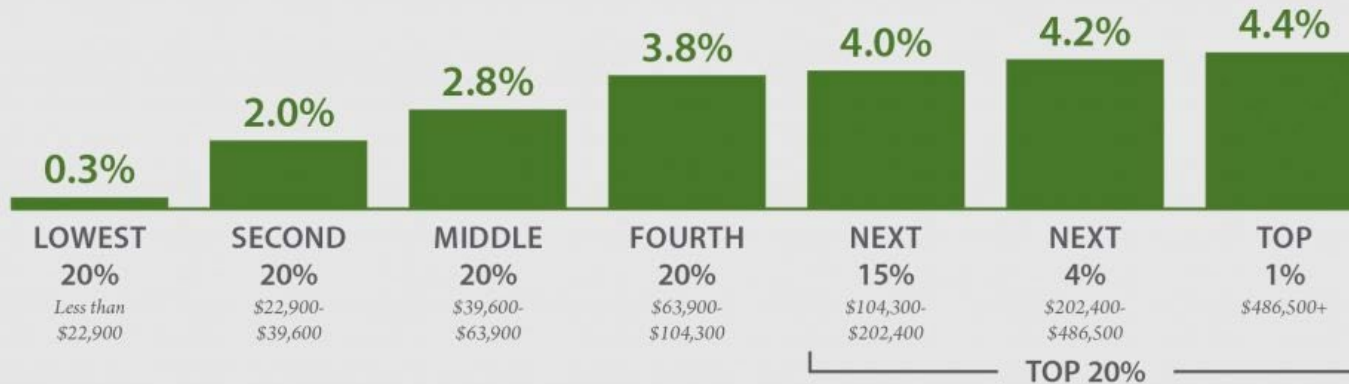




## PERSONAL INCOME TAX IN UTAH

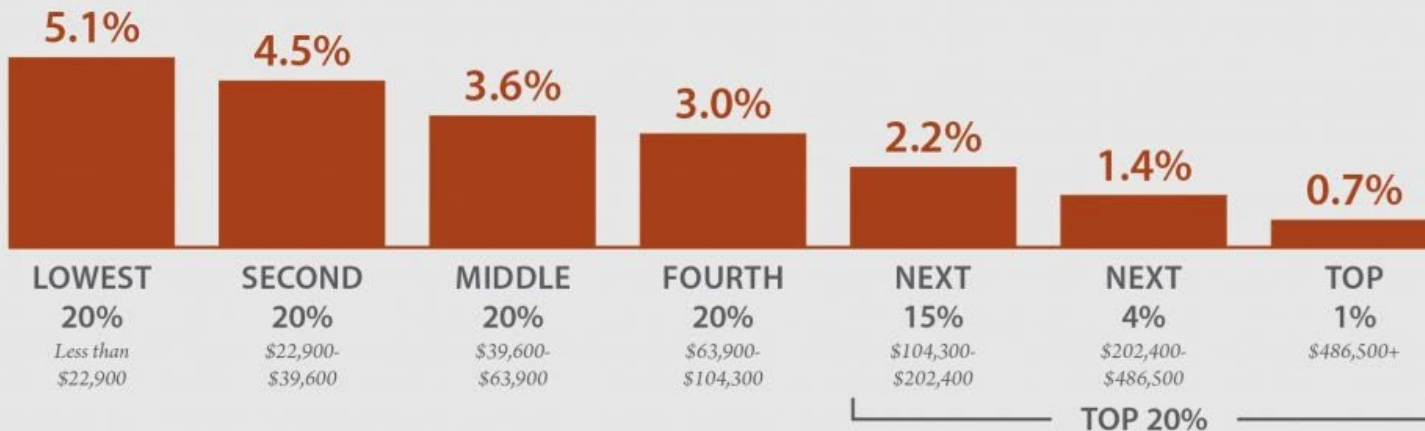
Share of Family Income





## SALES & EXCISE TAXES IN UTAH

Share of Family Income









# PROPERTY TAX IN UTAH

Share of Family Income



# STATE AND LOCAL TAXES IN UTAH

Share of Family Income

INCOME GROUP	TOP 20%						
	LOWEST 20%	SECOND 20%	MIDDLE 20%	FOURTH 20%	NEXT 15%	NEXT 4%	TOP 1%
INCOME RANGE	Less than \$22,900	\$22,900 to \$39,600	\$39,600 to \$63,900	\$63,900 to \$104,300	\$104,300 to \$202,400	\$202,400 to \$486,500	over \$486,500
AVERAGE INCOME IN GROUP	\$14,100	\$32,500	\$50,600	\$80,800	\$139,400	\$288,400	\$1,300,500
 <b>SALES &amp; EXCISE TAXES</b>	<b>5.1%</b>	<b>4.5%</b>	<b>3.6%</b>	<b>3.0%</b>	<b>2.2%</b>	<b>1.4%</b>	<b>0.7%</b>
General Sales—Individuals	2.6%	2.5%	2.0%	1.7%	1.3%	0.9%	0.4%
Other Sales & Excise—Ind.	1.0%	0.8%	0.5%	0.4%	0.3%	0.1%	0.0%
Sales & Excise on Business	1.5%	1.3%	1.1%	0.9%	0.6%	0.4%	0.2%
 <b>PROPERTY TAXES</b>	<b>2.1%</b>	<b>1.4%</b>	<b>1.7%</b>	<b>2.0%</b>	<b>1.6%</b>	<b>1.7%</b>	<b>1.5%</b>
Home, Rent, Car—Individuals	2.1%	1.4%	1.7%	1.9%	1.5%	1.3%	0.4%
Other Property Taxes	0.0%	0.0%	0.1%	0.1%	0.1%	0.4%	1.1%
 <b>INCOME TAXES</b>	<b>0.3%</b>	<b>2.0%</b>	<b>2.9%</b>	<b>3.8%</b>	<b>4.1%</b>	<b>4.2%</b>	<b>4.5%</b>
Personal Income Tax	0.3%	2.0%	2.8%	3.8%	4.0%	4.2%	4.4%
Corporate Income Tax	0.0%	0.0%	0.0%	0.0%	0.0%	0.1%	0.1%
 <b>TOTAL TAXES</b>	<b>7.5%</b>	<b>7.9%</b>	<b>8.2%</b>	<b>8.8%</b>	<b>7.9%</b>	<b>7.3%</b>	<b>6.7%</b>

Individual figures may not sum to totals due to rounding.

# State & Local Tax Shares of Family Income for non-elderly taxpayers

