

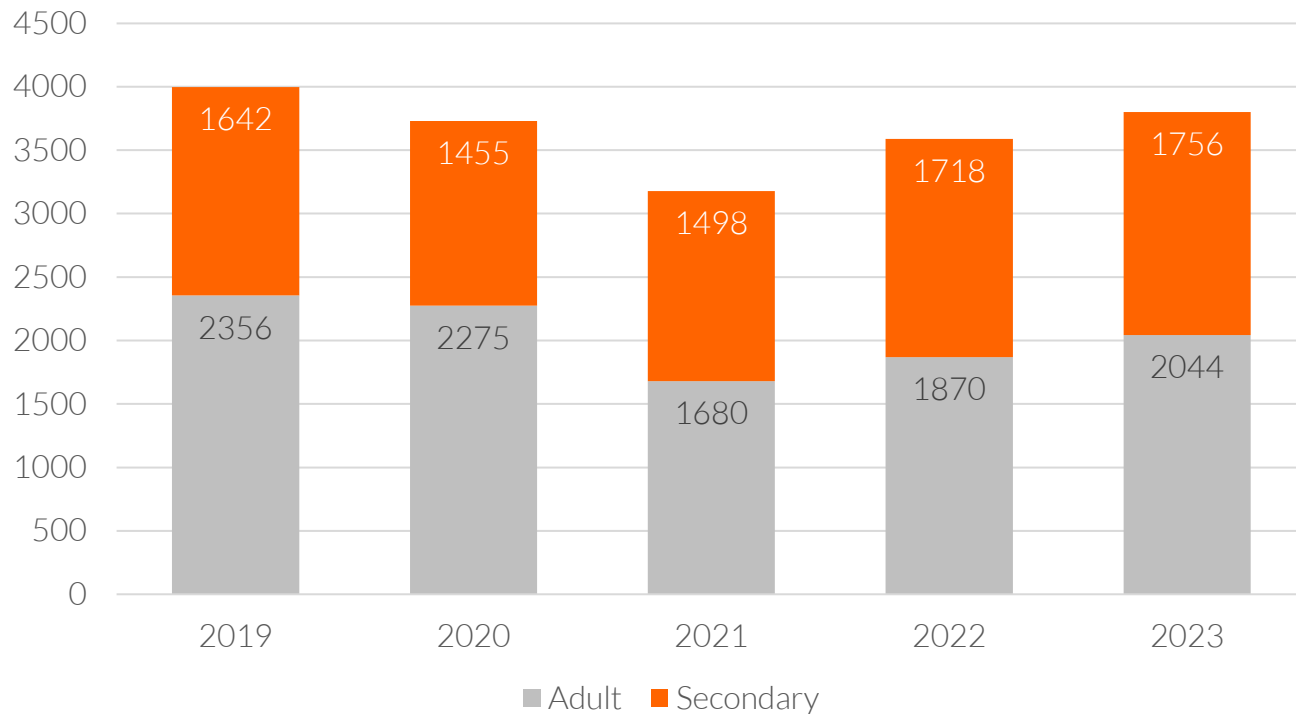



UTAH STATE LEGISLATURE

HIGHER EDUCATION APPROPRIATIONS SUBCOMMITTEE

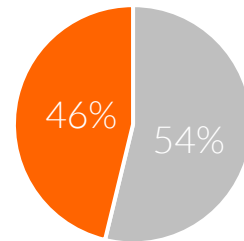
Presented by Aaron K. Weight
Uintah Basin Technical College President and CEO
January 22, 2024





5-YEAR ENROLLMENT HISTORY

HEADCOUNT


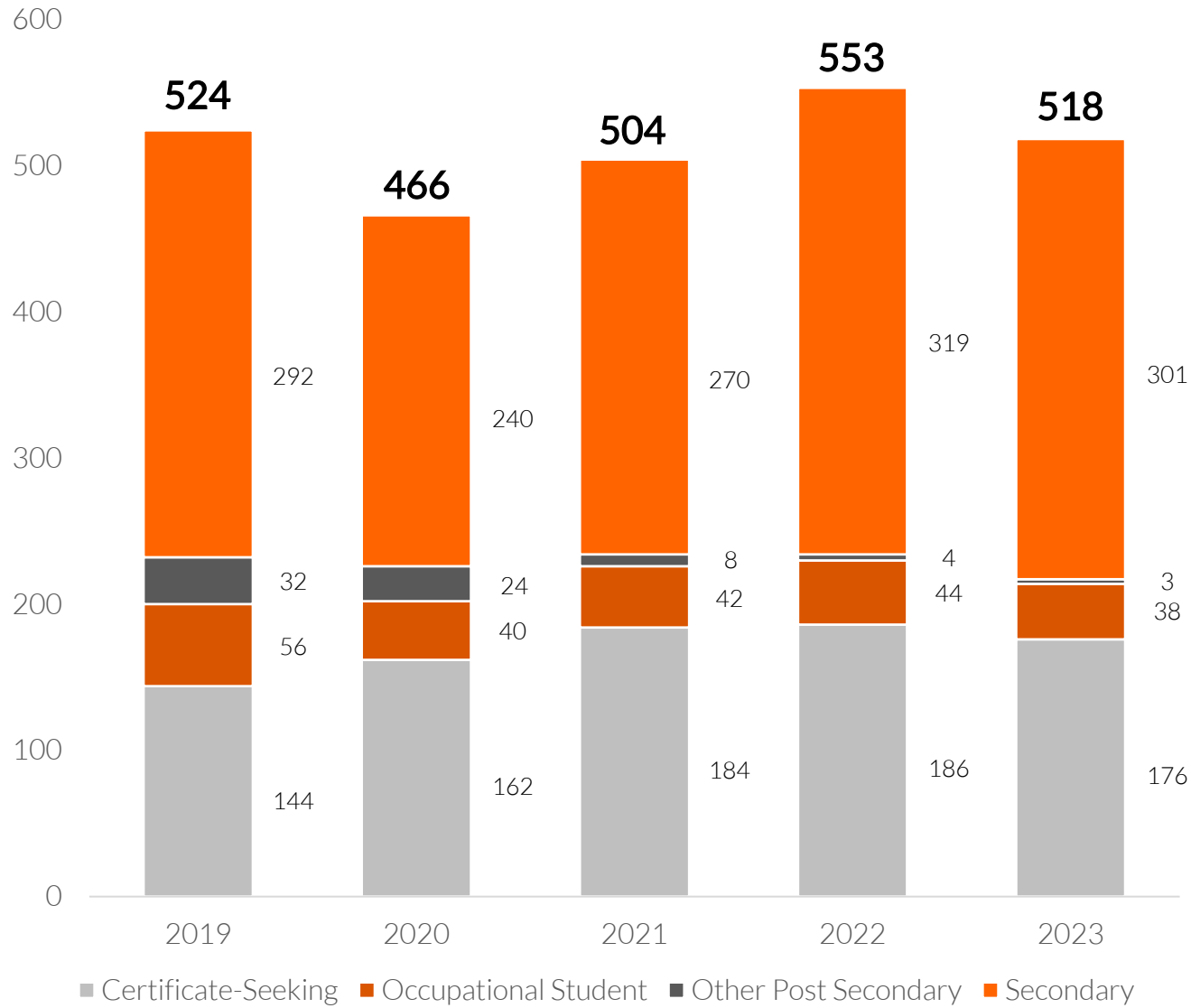


706 **49**

Certificates Awarded **Certificate Programs**

**Oldest Technical College
in the State**

55th Year of Operation
In 2023



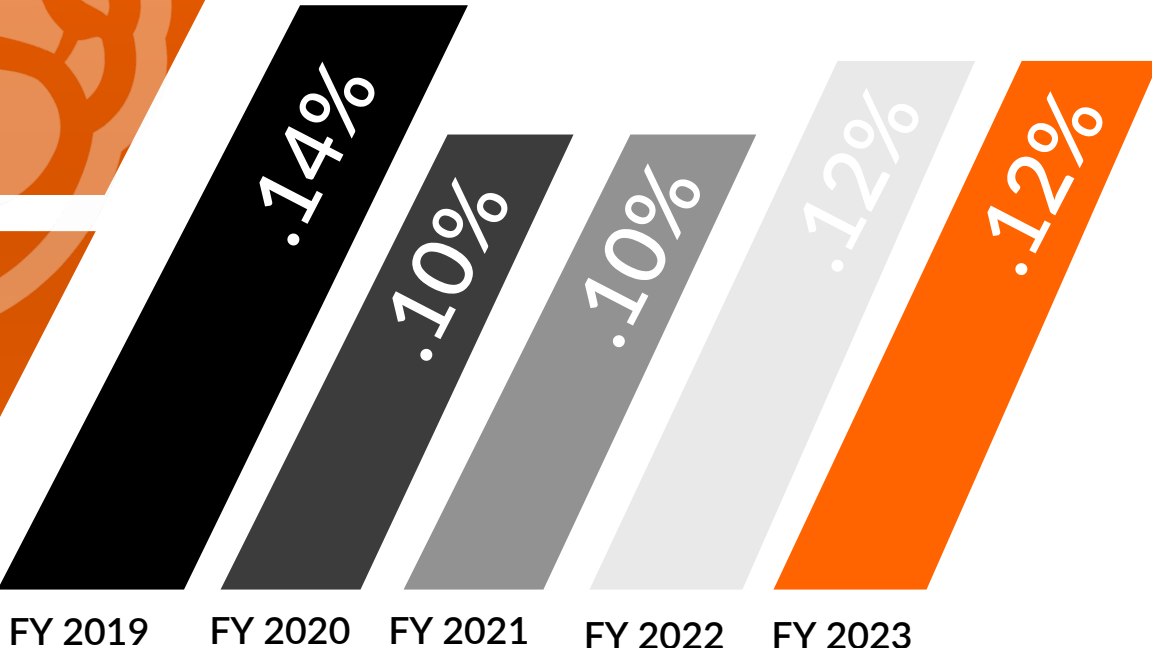
THE WORKFORCE ARM OF EDUCATION

STATEWIDE ATTAINMENT
GOAL METRICS

ACCESS



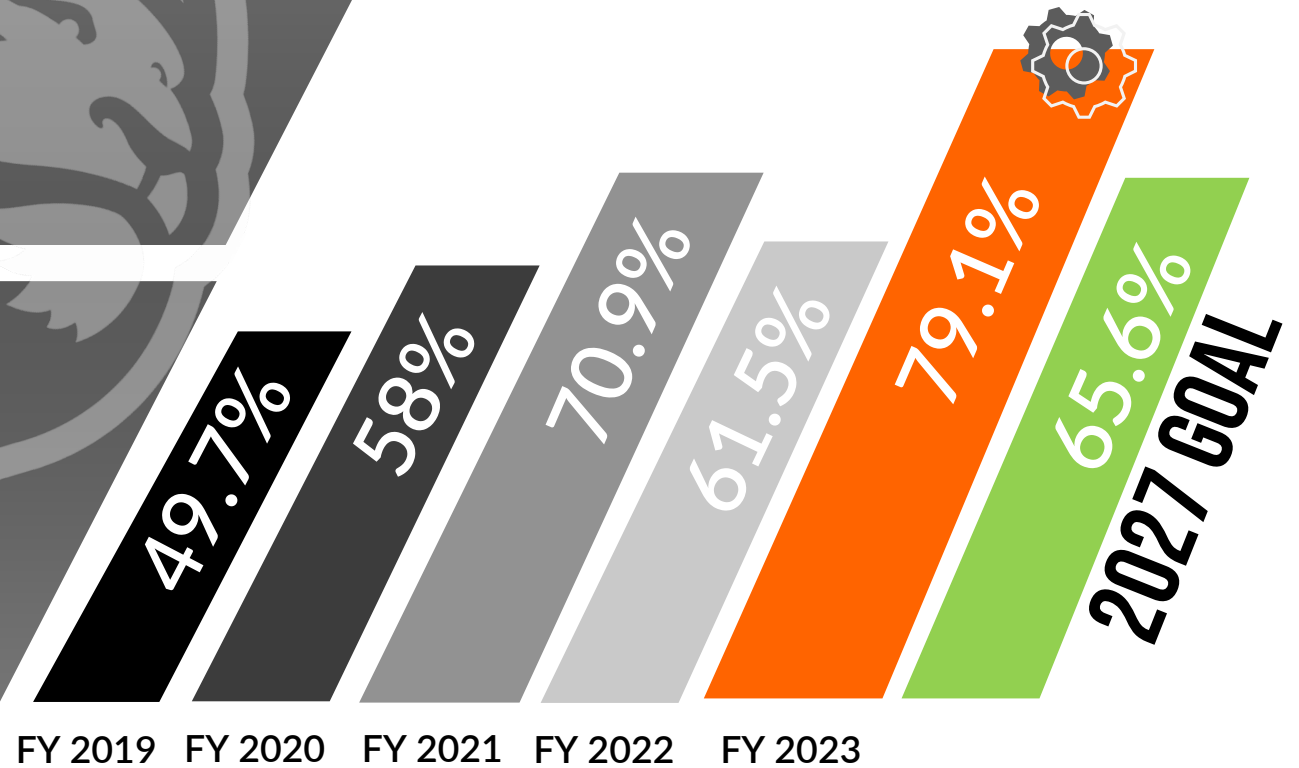
ALL STUDENTS



STATEWIDE ATTAINMENT
GOAL METRICS

TIMELY COMPLETION

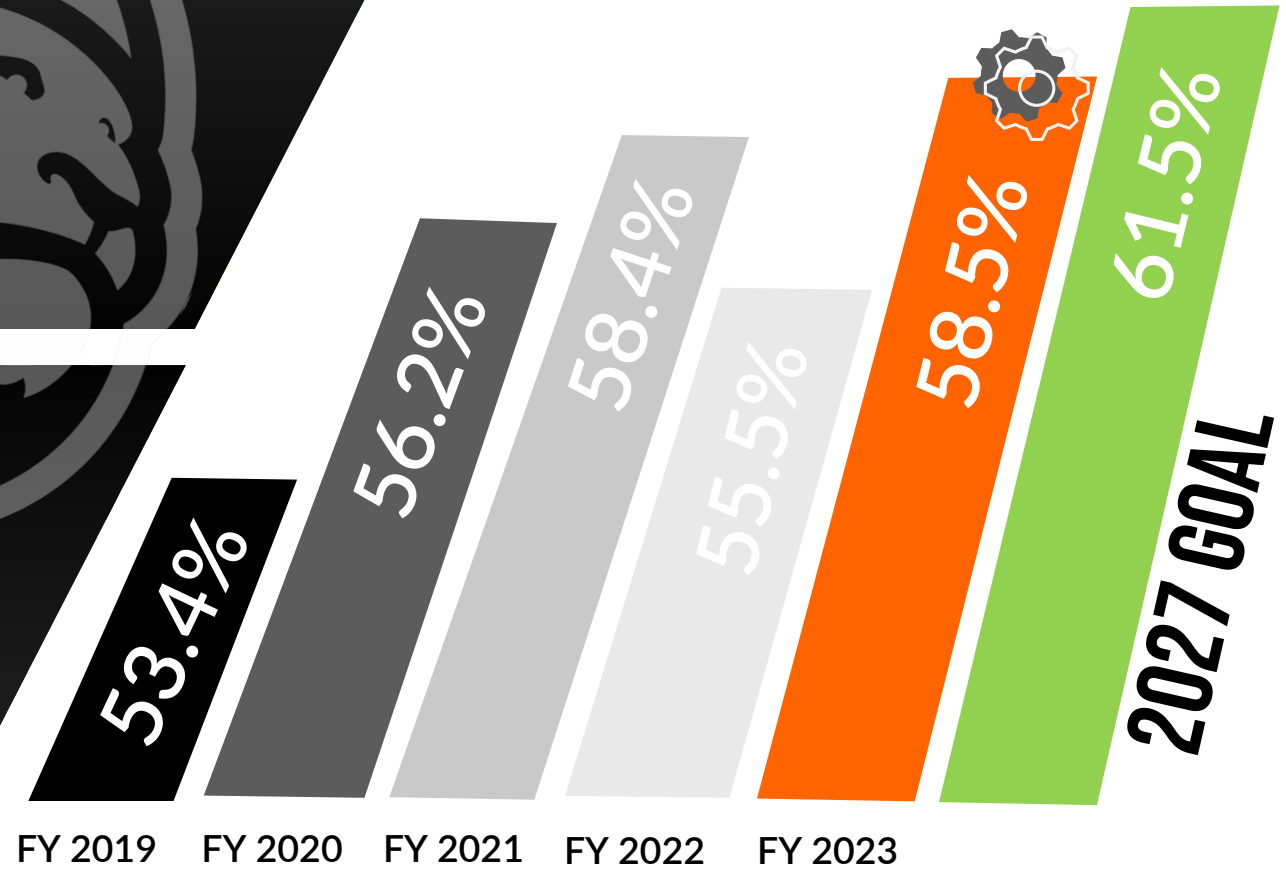
ALL STUDENTS



STATEWIDE ATTAINMENT
GOAL METRICS

HIGH-YIELD

ALL STUDENTS



FEMALUAI TIVAO

CDL Student



Femaluai, Fay, is a single mom from Hawaii. Fay finished the CDL program earning a high-wage in a high-demand career.

OVERALL PLACEMENT RATE | 85% FY22

DREW MILLER

CDL Student



Drew said that earning his CDL certificate was the only thing he's been able to finish in his life. He is in the hiring process with a truck driving company.

HIGHLIGHTS

JOB PLACEMENT

“ I've always been interested in computers and knew I wanted a career in IT. Now I am working at a local company called SPECTRA. I am fixing, phones, printers, and computers. Everything I've learned at UBTech has come in handy.

”

GAGE JESSEN

“ Delsco is a fantastic employer, and CDL is a great career for women. I came to UBTech to find a stable career and obtain a steady income. I'm able to provide for my two girls.

”

FEMALUAI “FAY” TIVAO

“ When I passed, I fell to my knees and cried. I've been a failure, I've been a drop out, but at UBTech I proved that I was able to complete something, which made it possible for me to see my daughter.

”

DREW MILLER



TOTAL REVENUES

WITHOUT NEW REQUESTS

Source of Revenue	FY 2020	FY 2021	FY 2022	FY 2023
State Appropriations	\$11,164,435	\$10,117,704	\$10,752,229	\$15,535,668
Tuition and Fees	\$260,418	\$289,415	\$319,590	\$147,160
Grants and Contracts	\$1,035,192	\$1,780,412	\$1,554,811	\$2,216,291
Gifts	\$200,000	\$12,350,909	\$1,903,299	\$1,477,452
Educational Activities	\$8,568	-	-	-
Auxiliary and Other	\$1,301,938	\$595,692	\$575,074	\$2,247,696
TOTAL	\$13,970,551	\$25,134,132	\$15,105,003	\$21,624,267

Source: C-3 IPEDS



EXPENDITURES

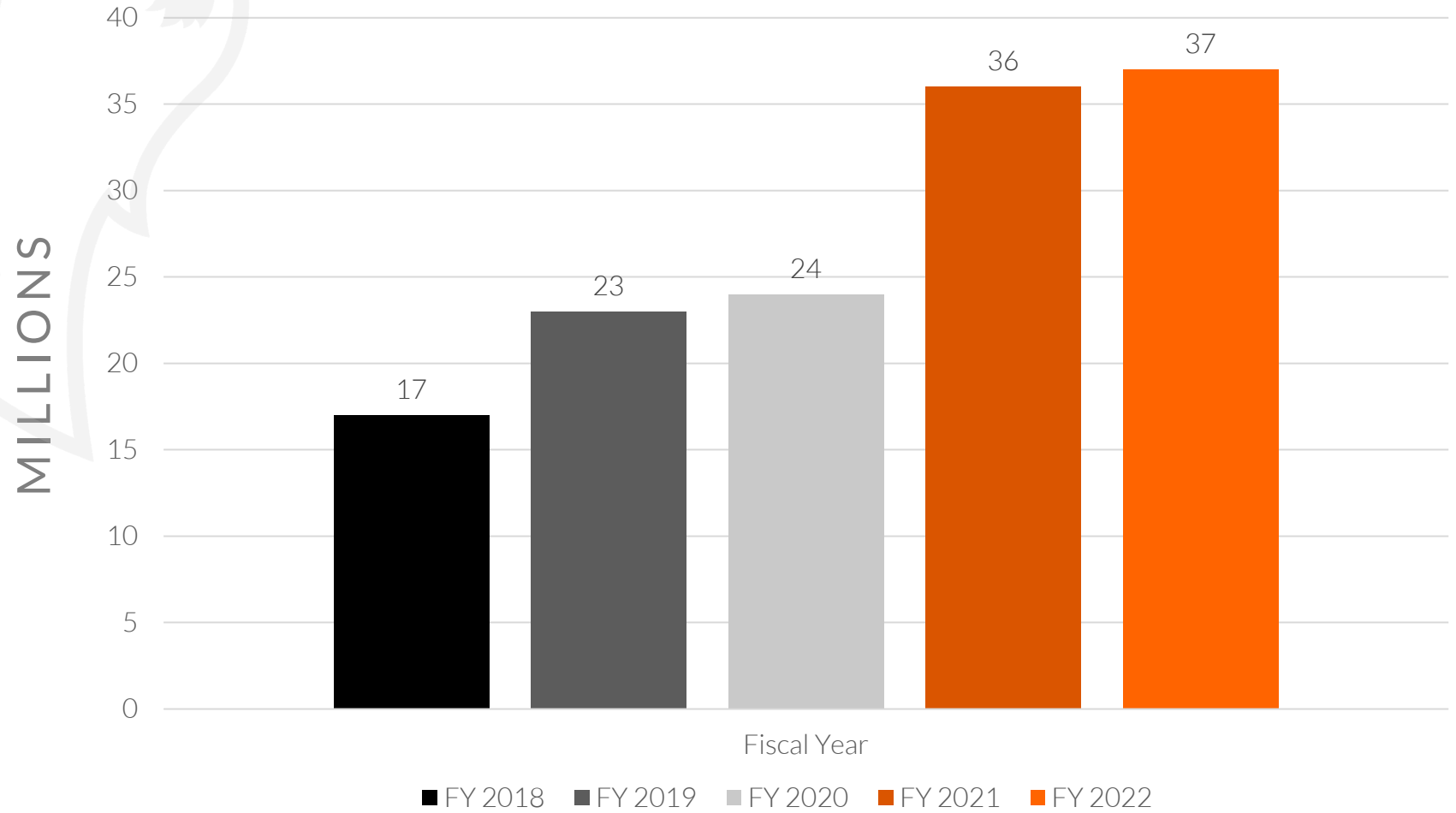
WITHOUT NEW REQUESTS

Expenditure Categories	FY 2020	FY 2021	FY 2022	FY 2023
Instruction	\$6,360,261	\$6,327,010	\$6,300,049	\$6,938,052
Academic Support	-	-	-	\$599,739
Student Services	\$569,823	\$564,536	\$620,065	\$802,617
Institutional Support	\$2,745,332	\$2,762,315	\$3,403,473	\$4,053,036
Scholarships	\$231,593	\$308,633	\$617,771	\$179,045
Auxiliary Enterprise	\$268,910	\$336,063	\$323,074	\$415,516
Operations and Maintenance of Plant	\$1,552,717	\$1,436,200	\$1,848,072	\$2,192,143
Depreciation and Other	\$1,330,143	\$1,467,007	\$801,754	\$2,157,168
TOTAL	\$13,058,779	\$13,201,834	\$13,914,258	\$17,337,316



NET POSITION


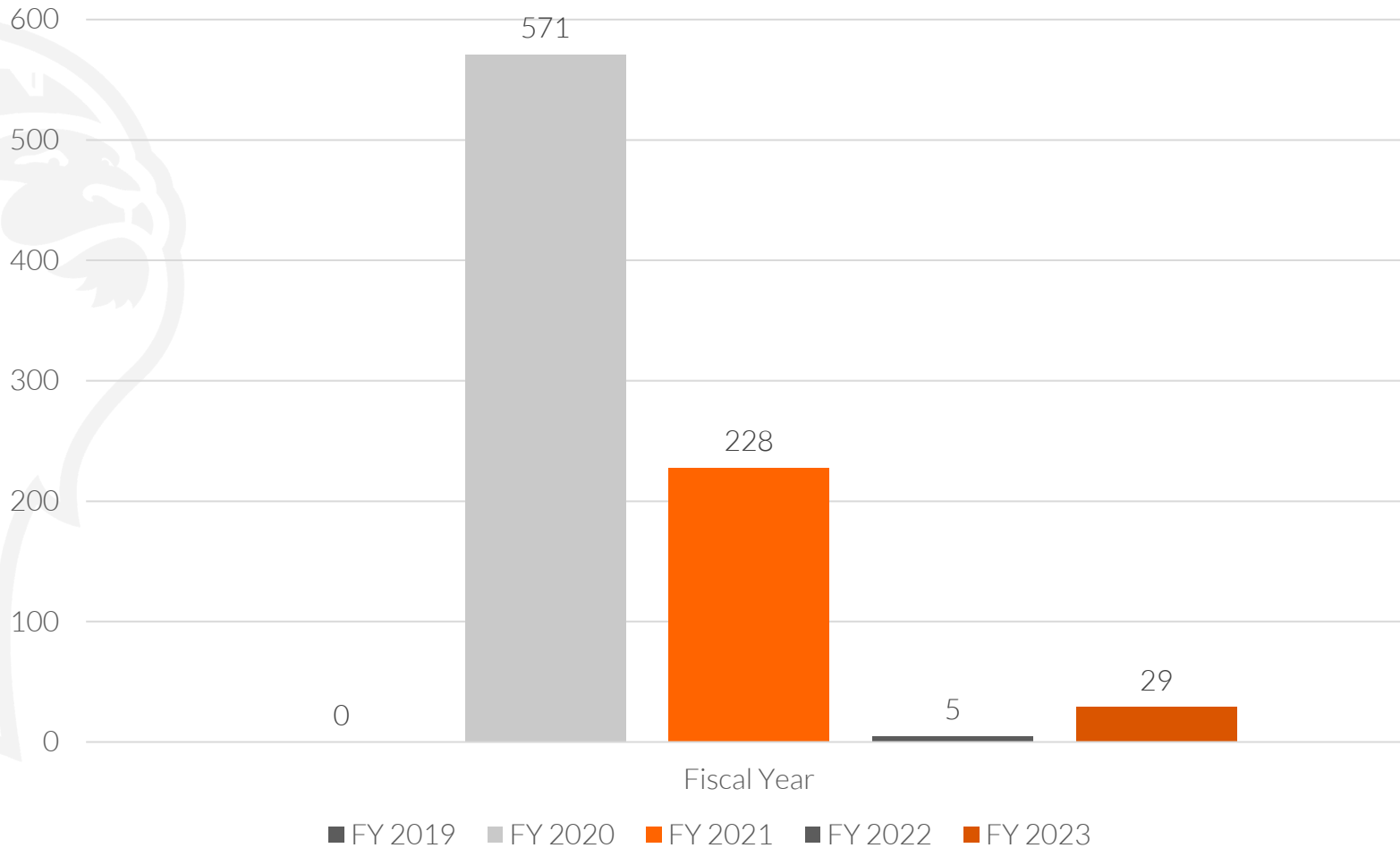
OVER 5 YEARS



Source: Annual Financial Statements

STATE APPROPRIATED BALANCED

NONLAPSING BALANCES OVER 5 YEARS



LAST YEAR GENERAL SESSION APPROPRIATIONS

FUNDED ITEMS	FY 2023		FY 2024		
	Supplies	One-Time	Ongoing	Total	% of Base
Compensation	-	-	\$780,400	\$780,400	6.6%
Growth and Capacity	-	-	\$674,500	\$674,500	5.7%
Equipment for Technical Education Programs	-	\$185,700	-	\$185,700	1.6%
Custom Fit	-	-	\$50,000	\$50,000	0.4%
Internal Service Fund	-	-	\$20,200	\$20,200	0.2%
Reallocations	-	-	-\$79,400	-\$79,400	-0.7%
TOTAL	-	\$185,700	\$1,445,700	\$1,631,400	13.7%





TUITION & FEES

OVER 5 YEARS

1,800 | FY 2020

1,800 | FY 2021

1,800 | FY 2022

1,800 | FY 2023

3,000 | FY 2024

Academic Currency Became
Credit-Based, New Tuition Rate
Incorporates Previous Program Fees

OVERVIEW

REQUEST FOR NEW FUNDING **APPROPRIATIONS**

FUNDED ITEMS **FY 2025**

COMPENSATION*

*Ongoing | \$377,900
% of Base | 2.8%*

PERFORMANCE

(ELIGIBLE)

*Ongoing | \$308,700
% of Base | 2.3%*

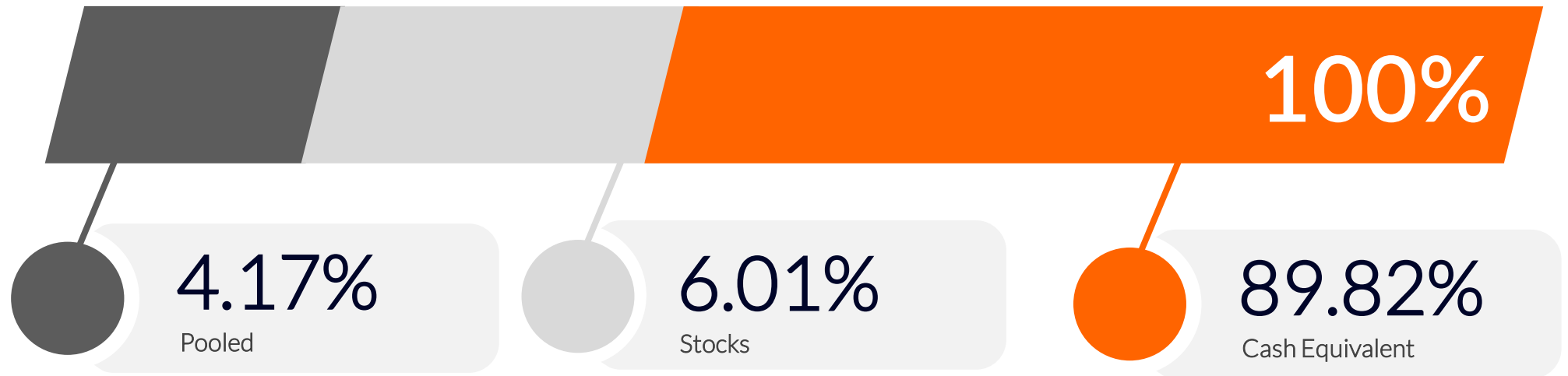
TOTAL | \$686,600 | 5.1%

*Request on par with state entities. Current amount based on GOPB budget of 2.9% salary, 7.2% health, and 0.9% dental. Tax portion only.



INVESTMENTS

FY 22



Fund: Other

\$7,260,194


RECORD BREAKING SKILLSUSA CHAMPIONS



State SkillsUSA Competition



11



13



13

2
0
2
3

SkillsUSA Nationals



9



2



1





RURAL IMPORTANCE

EXECUTIVE SUMMARY

Indicator	Median Personal Income	Median Household Income
Urban Noncompletion	\$39,516	\$39,865
Rural Noncompletion	\$34,565	\$38,387
Urban Completion	\$66,058	\$82,981
Rural Completion	\$97,917	\$100,742


Completion: those who have completed either a Certificate, Associate's Degree, Bachelor's Degree, or Graduate Degree.

Noncompletion: those who either did not graduate high school, did not attend college after high school/GED, or did not finish a college degree.



UBTECH IS THE FIRST TECHNICAL COLLEGE TO ADOPT A


MASCOT



“I’M A TITAN!”
Students now have an identifier and can express their pride

MASCOTS CREATE STUDENT IDENTITY, INCLUSION, CONNECTION, UNITY AND PRIDE

FY 18 UBTech Name Change Discussions Began About A Mascot	2020-2021 Market Research Study	2022 Task Force Created Search Begins Mascot Recommendations are Finalized	FY 23 UBTech Became The Titans
---	---	--	--





THANK YOU

Uintah Basin Technical College
1100 E Lagoon St. Roosevelt, UT | 450 N 2000 W Vernal, UT
435.722.6900 | ubtech.edu

