





Child Care Access

Utah Statewide





The State of Child Care





Child Care Availability

 # of home-based child care programs	940
 # of center-based child care programs	427

Child Care Subsidy Participation

 # of kids eligible for child care subsidies	81,805
 # of kids receiving child care subsidies	11,665

Child Care Needs

 Kids under 6 with all parents working	53%
 Kids under 6 potentially in need of care	154,229
 Total available child care spots	54,804
 Remaining child care spots needed	99,425

For every **3** kids in need of care, there is **1** licensed child care spot in Utah.



The Cost of Care



Infant/Toddler Care: \$9,193
Preschool-Age Care: \$7,678

Annual Total Cost: \$16,871

Median 4-Person Family Income: \$100,752

Percent of income spent on child care: **17%**



Child Care Access

Utah Statewide



The Cost to Provide Care

Average Provider Wage: \$12.87/hour
Average Provider Salary: \$26,770/year

On average, child care educators make less than dogwalkers.



77%

of Utahns live in a child care desert.

Utah's economy loses

\$1.36 Billion

each year due to lack of child care access.

84%

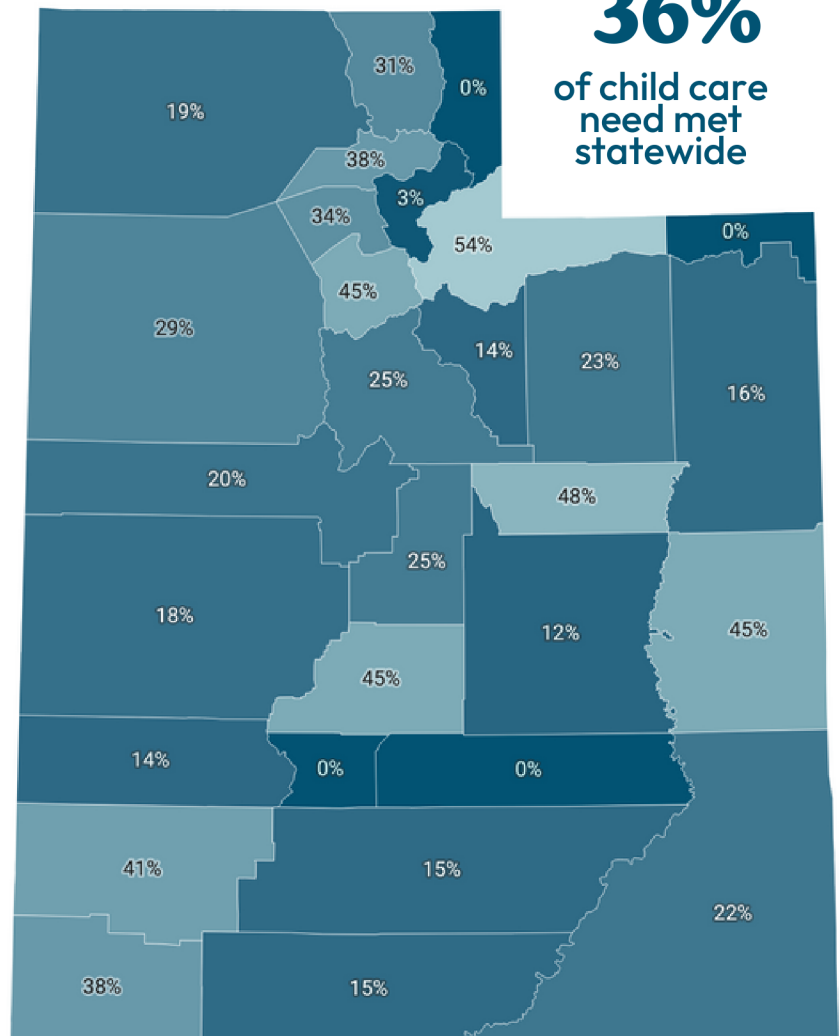
of parents feel overwhelmed by the cost of care.

Child Care Need Fulfilled by Licensed Child Care

Percentage of licensed child care slots divided by the number of kids under 6 with all available parents in the workforce



36%
of child care need met statewide



Source: Number of children under 6 with all available parents in the workforce by age group and county provided by the ACS 2021 5-year estimates Table B23008. Licensed child care data provided by the Utah Office of Child Care as of August 2023 and tabulated by Voices for Utah Children. • Created with Datawrapper