

The background features three vertical bars on the left: a wide light red bar, a medium blue bar, and a narrow light beige bar. On the right side, there is a grid of small red dots that fades out towards the center.

ENROLLMENT TRENDS FOR MULTI LANGUAGE LEARNERS

Jordan School District

KEY POINTS

- **Many students require additional support for a variety of reasons.**
- **JSD has seen a 92.6% increase in English Learners over the last 6 years.**
- **Meeting the needs of English Learners is a new challenge to some schools, an ongoing challenge to others, and a growing challenge to Jordan School District.**

ENGLISH LEARNER

A student whose native language is other than English, and who hasn't yet tested fluent in English on the WIDA test.

Does not include students already fluent in English + other languages upon enrollment



HOW ARE ENGLISH LEARNERS IDENTIFIED?

1. Registration

Parents answer questions from the federally required Home Language Survey (HLS) regarding primary language spoken.

2. WIDA Test

If the language is other than English, a WIDA test is given.

A student qualifies for English Learner services if their WIDA score does not meet the academic language fluency standard.

THE WIDA ASSESSMENT:

- **Measures English learners' academic language acquisition and fluency.**
- **Is administered annually until English Learners meet the academic language fluency standard.**



481 English learners met proficiency this year.

WIDA ACCESS: FLUENCY IN 4 AREAS

- Speaking
- Reading
- Writing
- Listening

The fluency standard is to score at level 3.5 or higher in Speaking and at level 4.2 or higher overall (combined score from all four areas)

LEVELS OF FLUENCY

1 Entering

2 Emerging

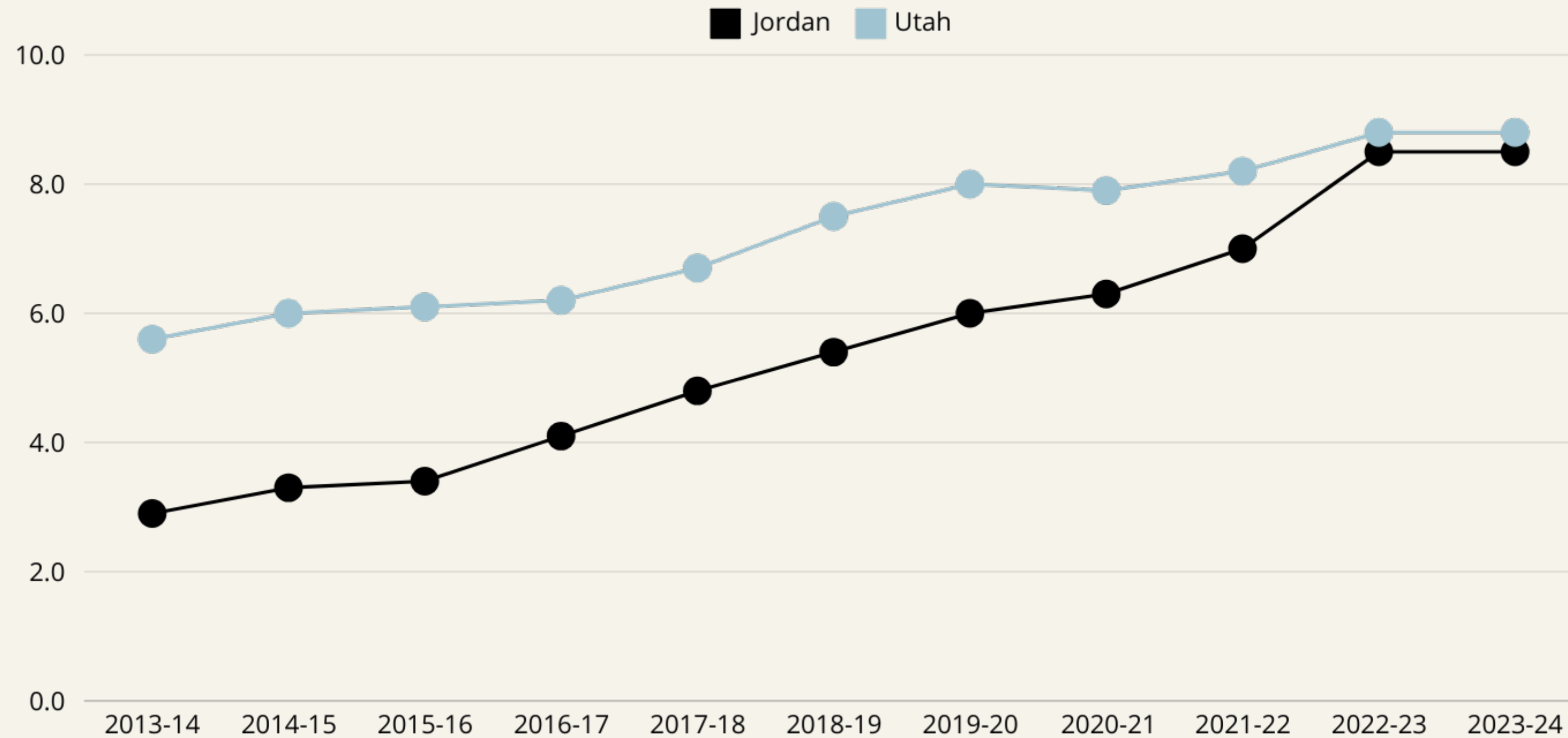
3 Developing

4 Expanding

5 Bridging

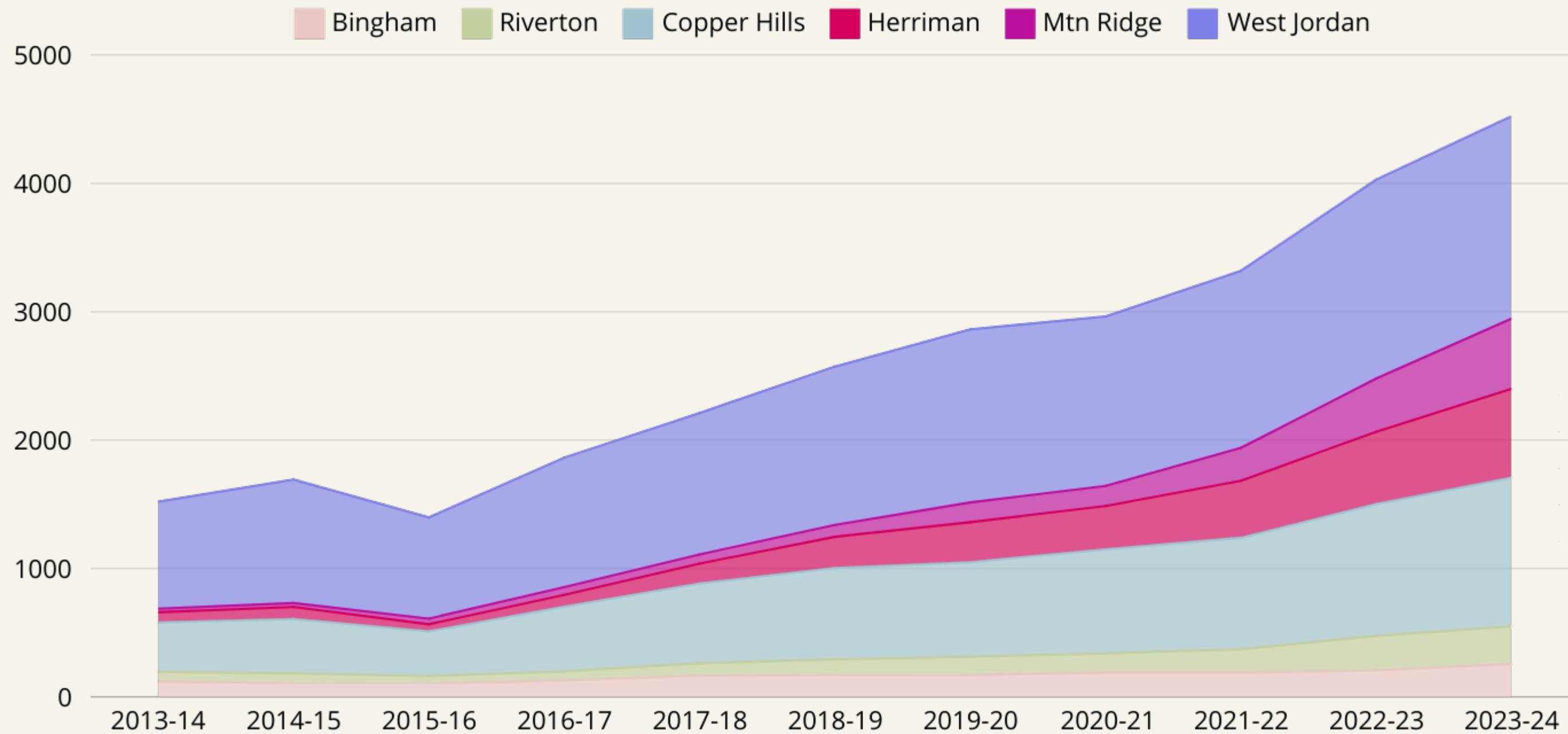
6 Reaching

JSD ENGLISH LEARNER ENROLLMENT TRENDS

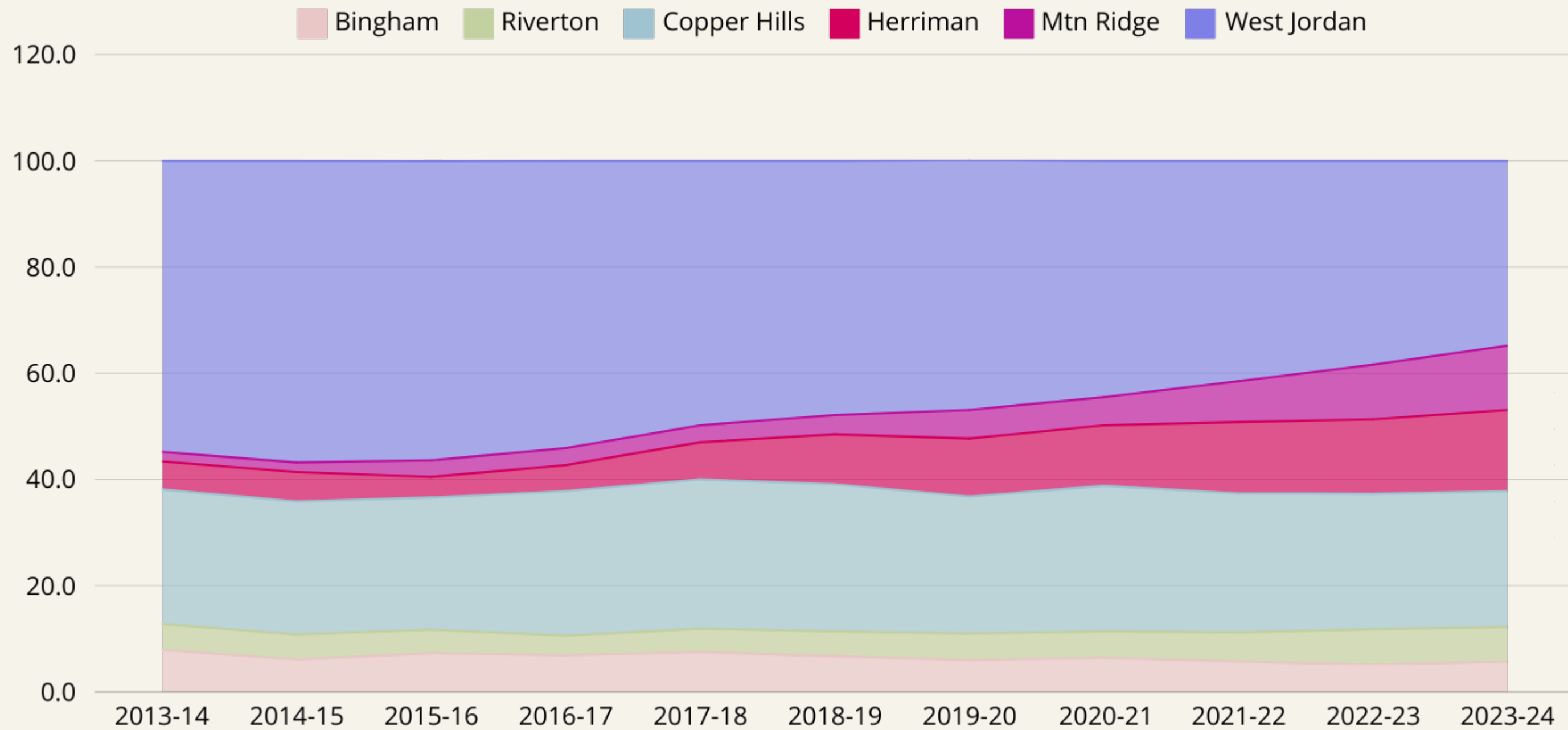


Jordan School District

JSD ENGLISH LEARNERS BY FEEDER (COUNT)



JSD ENGLISH LEARNERS BY FEEDER (PERCENT)



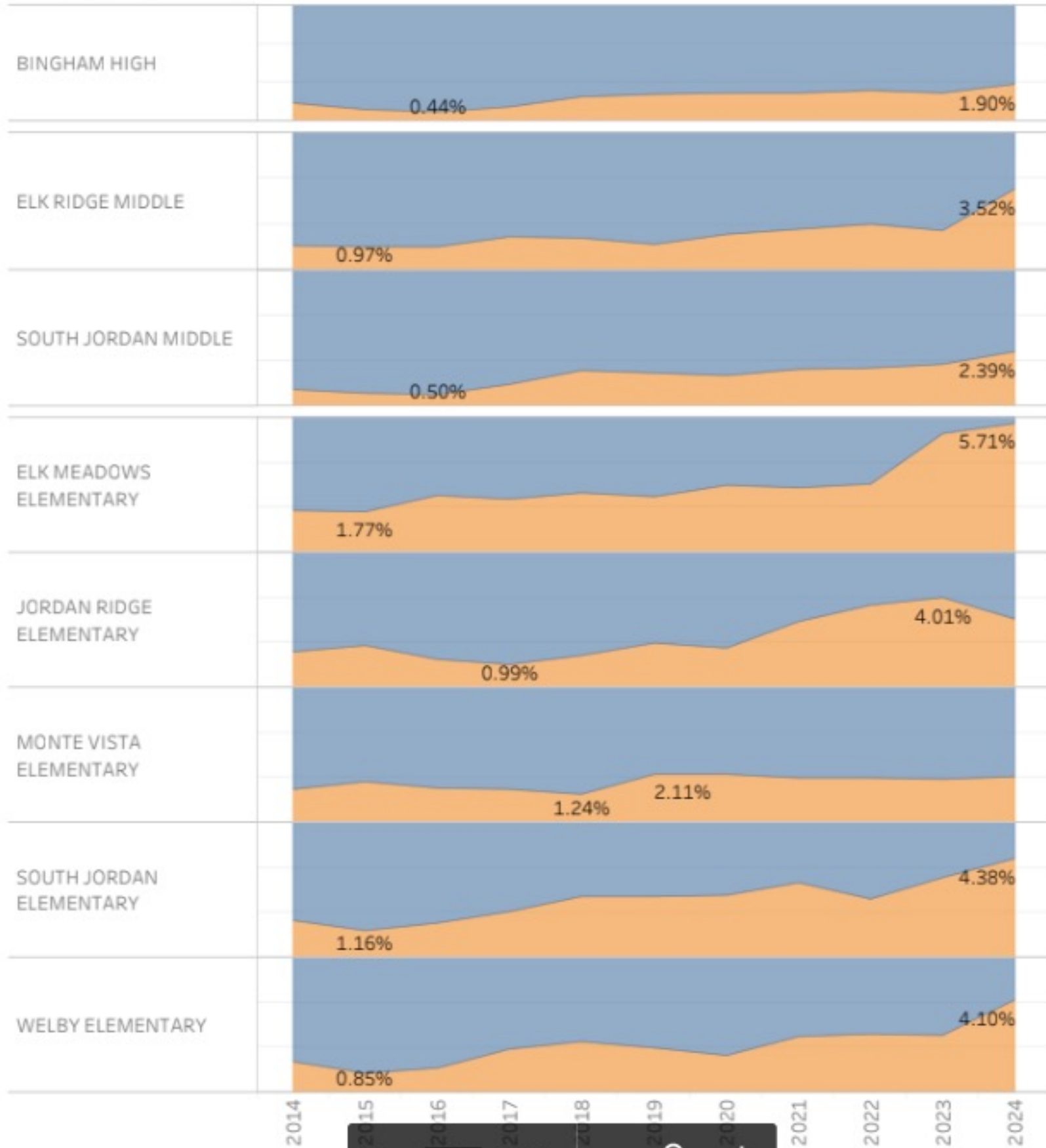
Jordan School District

Percent of enrolled students who are English Learners

Enrolled students are counted as of Oct 1 of the school year. An English Learner is a student whose native language is not English, who qualifies for English Learner services, and who has not yet tested fluent on WIDA ACCESS in order to exit English Learner services. Lowest and highest percent enrollment at each school is labeled.

Feeder System
BINGHAM

English Learner
No
Yes



Bingham feeder schools have seen increases in English Learner enrollment, but not to the extent of other feeder systems.

Enrollment counts are as of Oct 1 each school year.

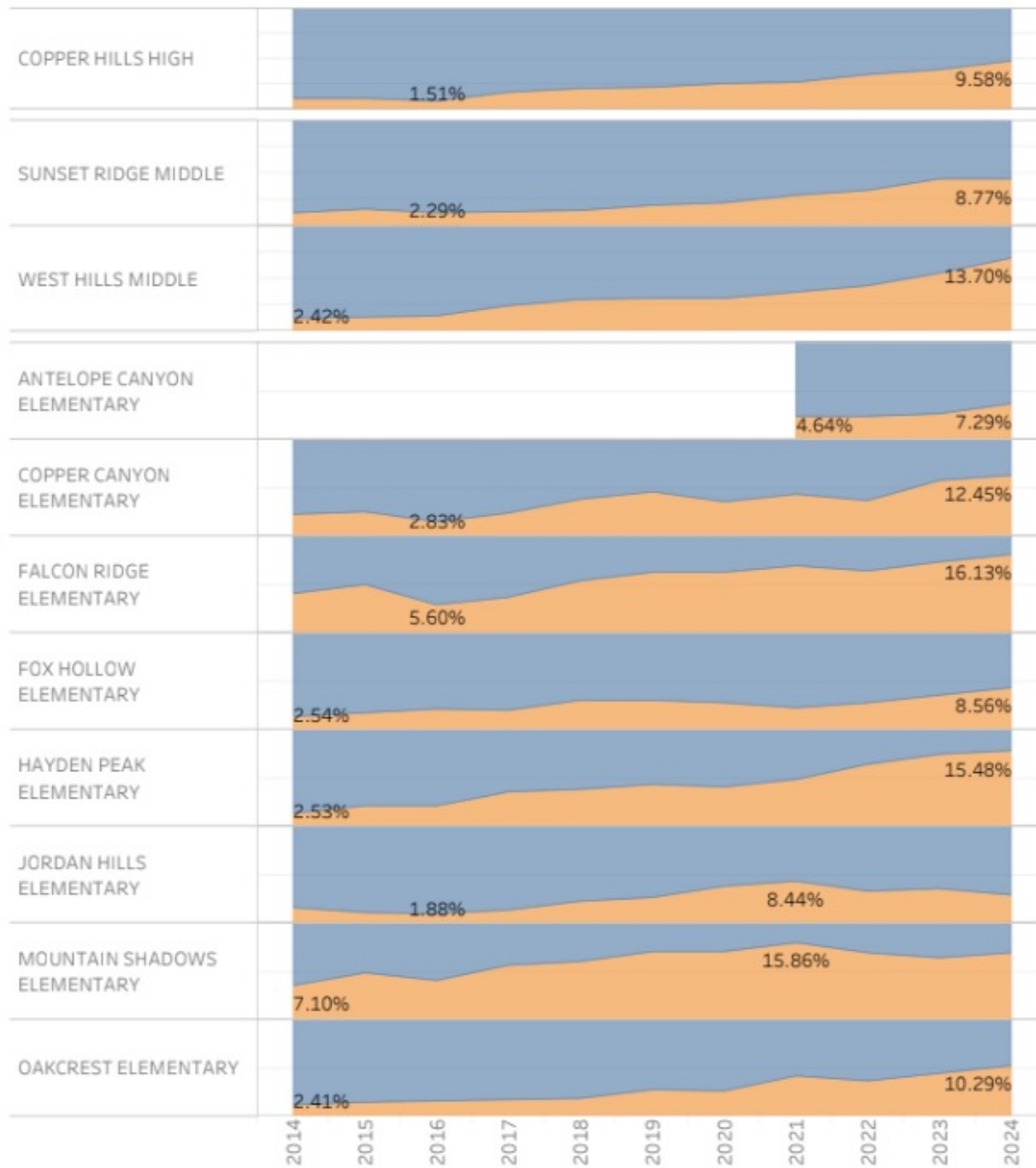
Please refer to the School Level Summaries by Feeder PDF for a closer view.

Percent of enrolled students who are English Learners

Feeder.System
COPPER HILLS

Enrolled students are counted as of Oct 1 of the school year. An English Learner is a student whose native language is not English, who qualifies for English Learner services, and who has not yet tested fluent on WIDA ACCESS in order to exit English Learner services. Lowest and highest percent enrollment at each school is labeled.

English Learner
■ No
■ Yes



Copper Hills feeder schools have seen significant increases in English Learner enrollment.

Enrollment counts are as of Oct 1 each school year.

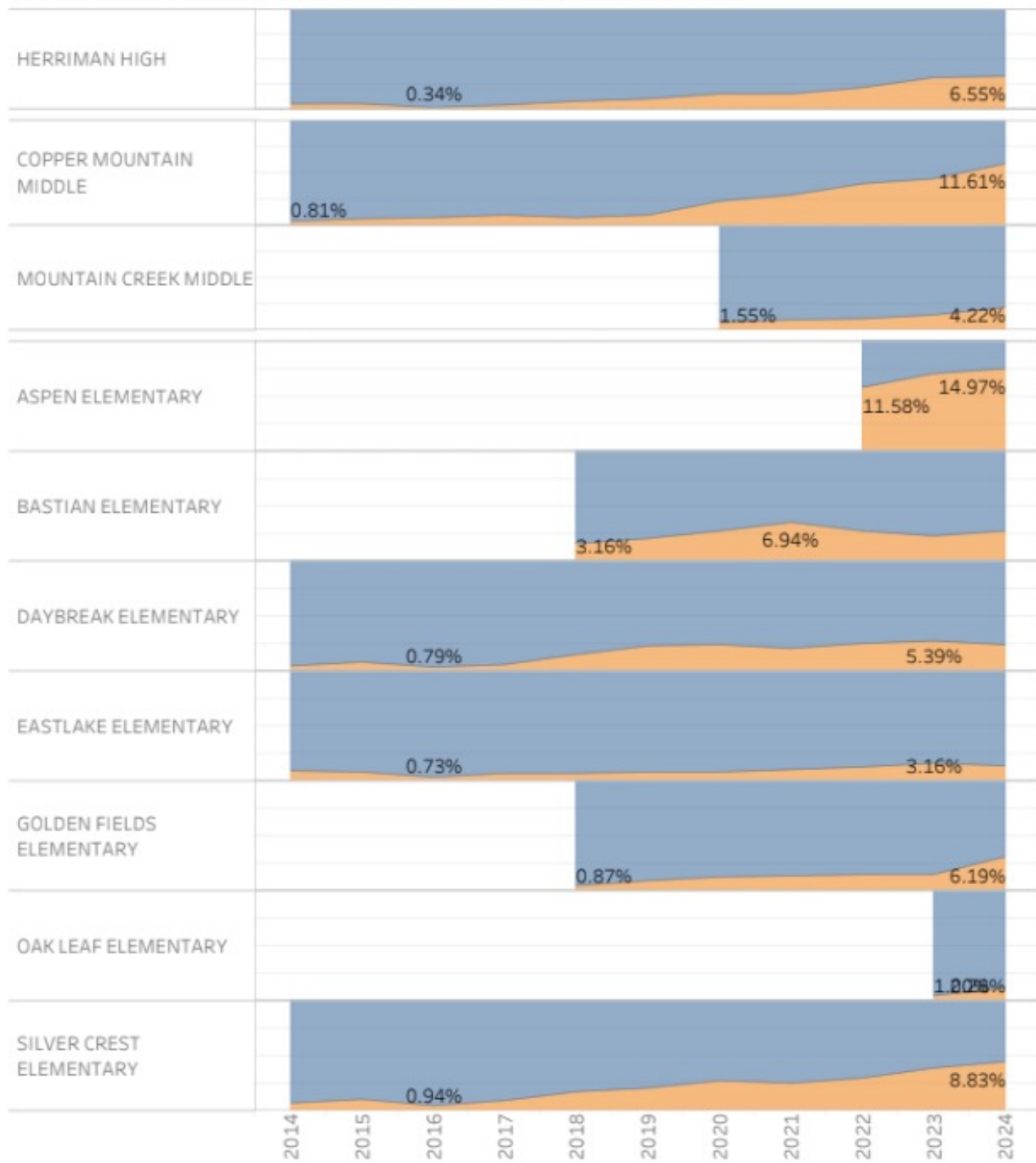
Please refer to the School Level Summaries by Feeder PDF for a closer view.

Percent of enrolled students who are English Learners

Enrolled students are counted as of Oct 1 of the school year. An English Learner is a student whose native language is not English, who qualifies for English Learner services, and who has not yet tested fluent on WIDA ACCESS in order to exit English Learner services. Lowest and highest percent enrollment at each school is labeled.

Feeder.System
HERRIMAN

English Learner
No
Yes



Herriman feeder schools have seen the largest increases in English Learner enrollment, but very localized.

Enrollment counts are as of Oct 1 each school year.

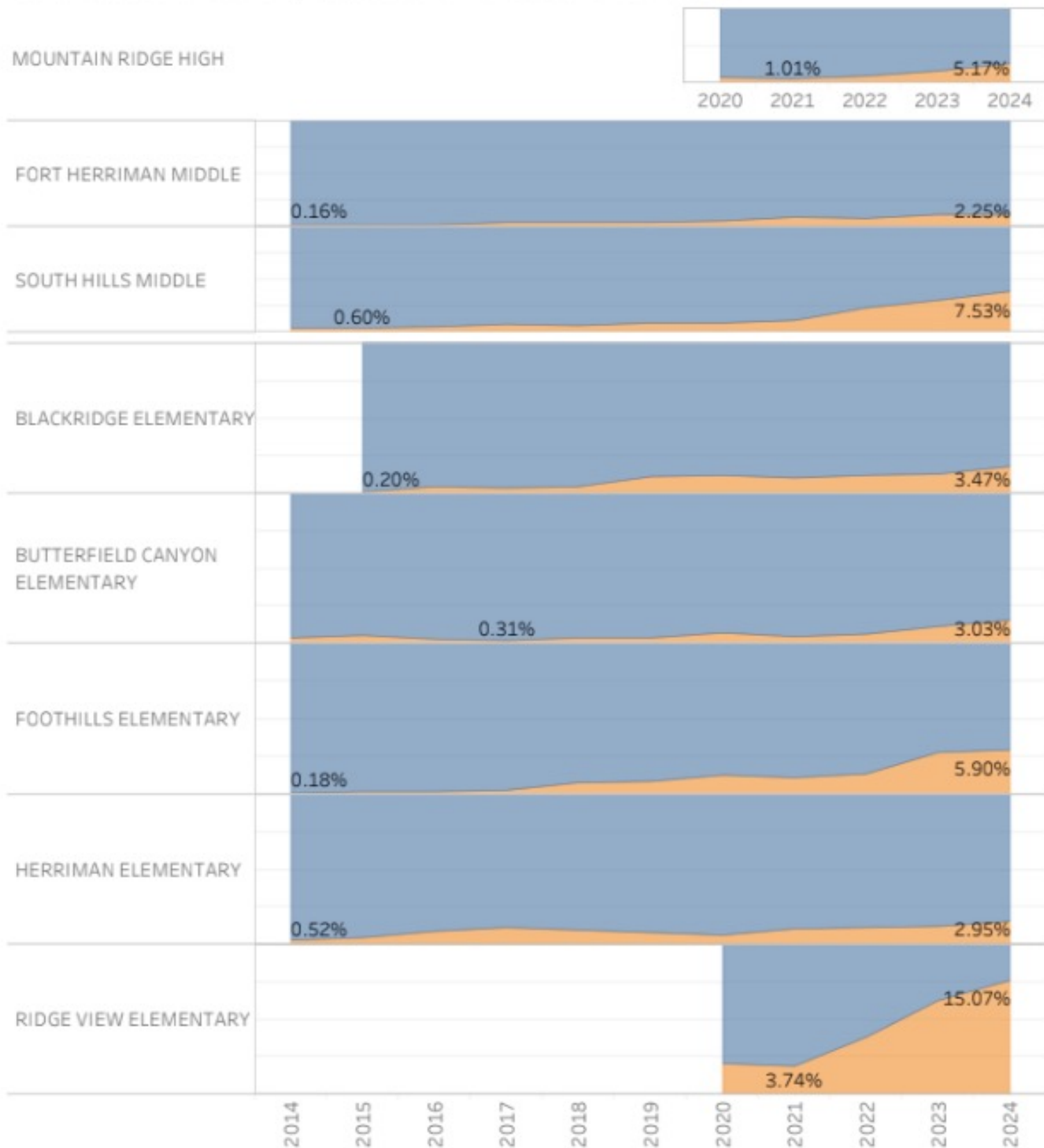
Please refer to the School Level Summaries by Feeder PDF for a closer view.

Percent of enrolled students who are English Learners

Enrolled students are counted as of Oct 1 of the school year. An English Learner is a student whose native language is not English, who qualifies for English Learner services, and who has not yet tested fluent on WIDA ACCESS in order to exit English Learner services. Lowest and highest percent enrollment at each school is labeled.

Feeder.System
MOUNTAIN RIDGE

English Learner
No
Yes



Mountain Ridge feeder schools have seen significant increases in English Learner enrollment, but localized.

Enrollment counts are as of Oct 1 each school year.

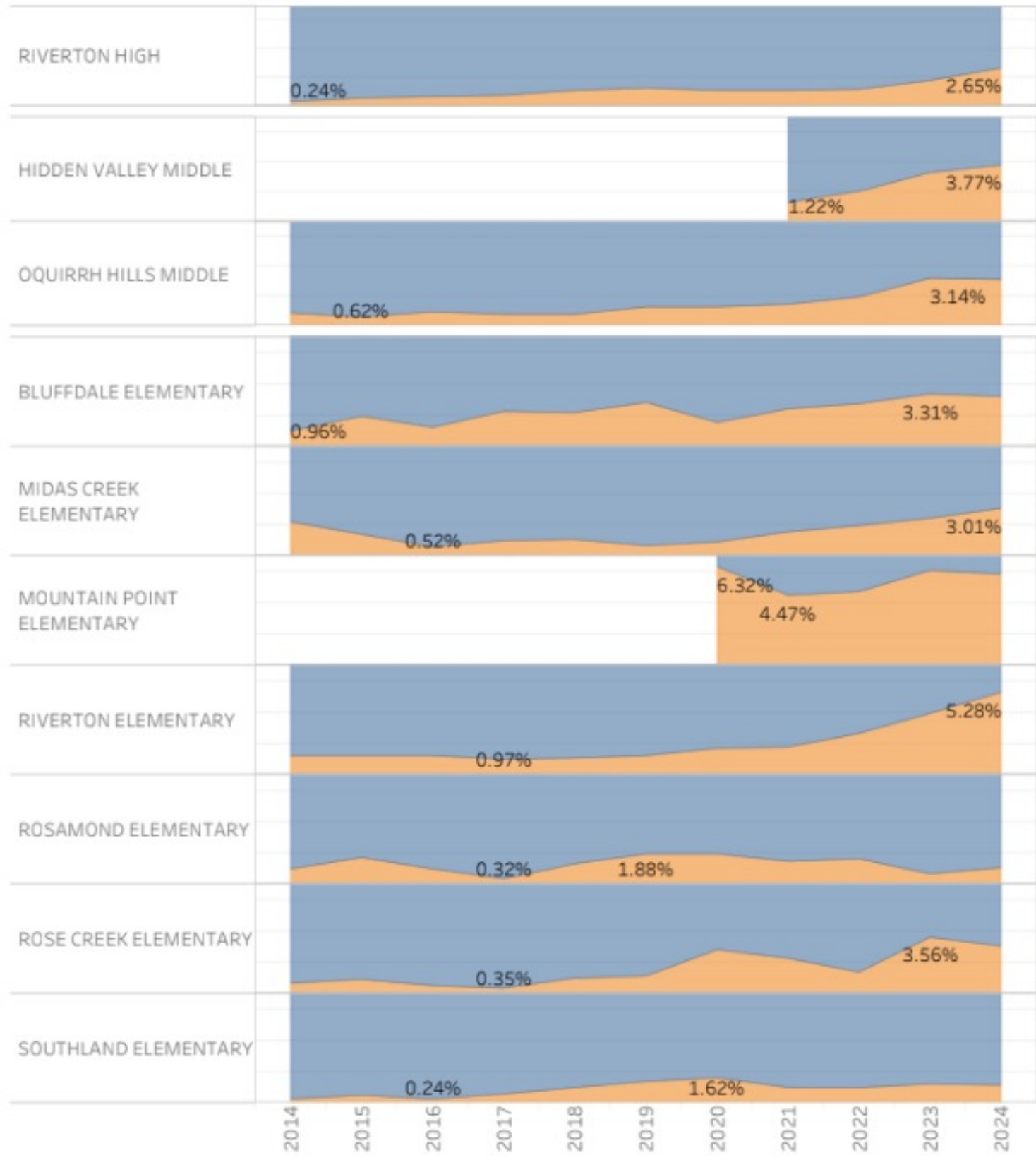
Please refer to the School Level Summaries by Feeder PDF for a closer view.

Percent of enrolled students who are English Learners

Feeder System
RIVERTON

Enrolled students are counted as of Oct 1 of the school year. An English Learner is a student whose native language is not English, who qualifies for English Learner services, and who has not yet tested fluent on WIDA ACCESS in order to exit English Learner services. Lowest and highest percent enrollment at each school is labeled.

English Learner
■ No
■ Yes



Riverton feeder schools have seen some increases in English Learner enrollment, but the counts remain small.

Enrollment counts are as of Oct 1 each school year.

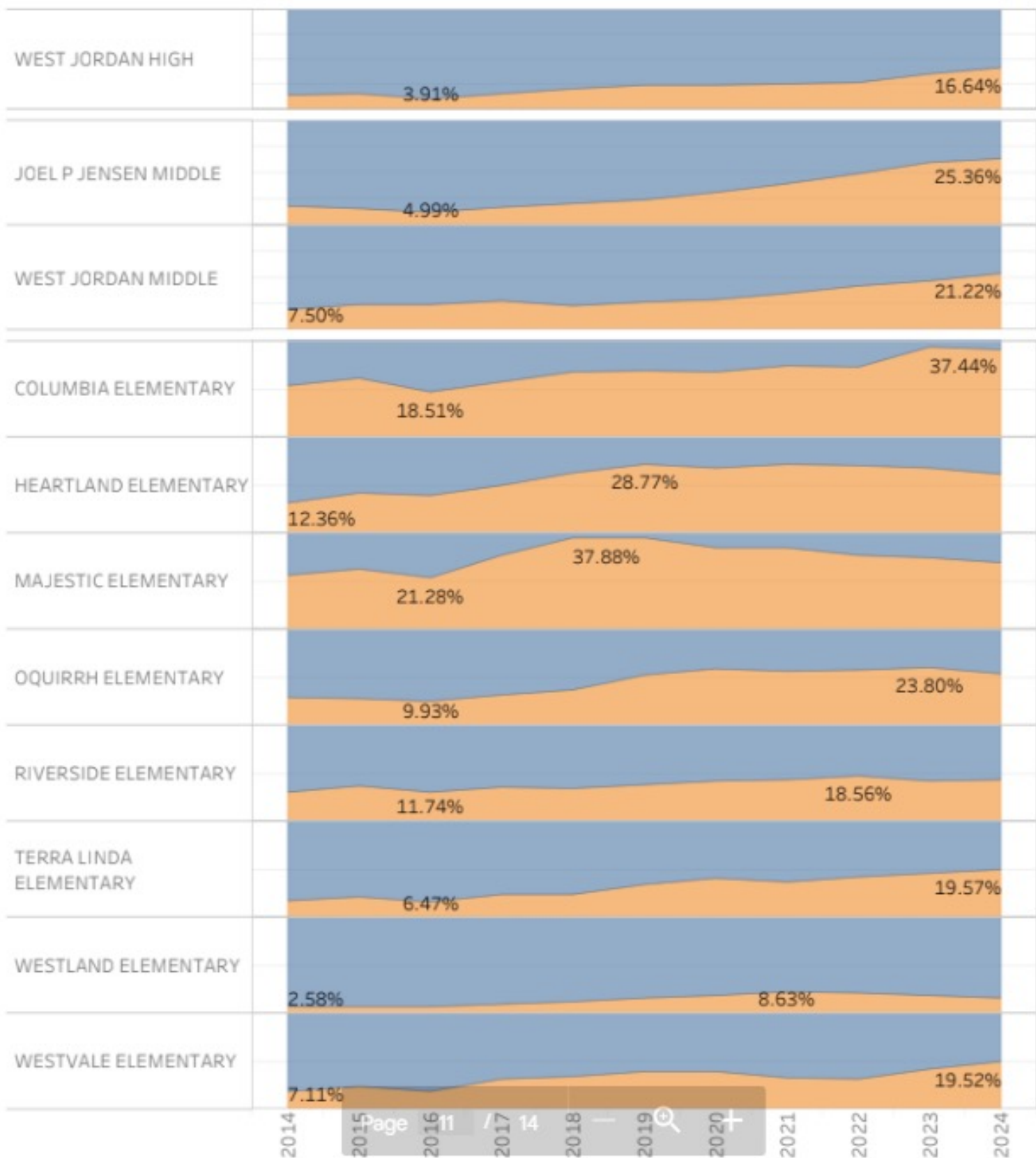
Please refer to the School Level Summaries by Feeder PDF for a closer view.

Percent of enrolled students who are English Learners

Enrolled students are counted as of Oct 1 of the school year. An English Learner is a student whose native language is not English, who qualifies for English Learner services, and who has not yet tested fluent on WIDA ACCESS in order to exit English Learner services. Lowest and highest percent enrollment at each school is labeled.

Feeder.System
WEST JORDAN

English Learner
■ No
■ Yes



West Jordan feeder schools have typically had high English Learner enrollment and that trend continues.

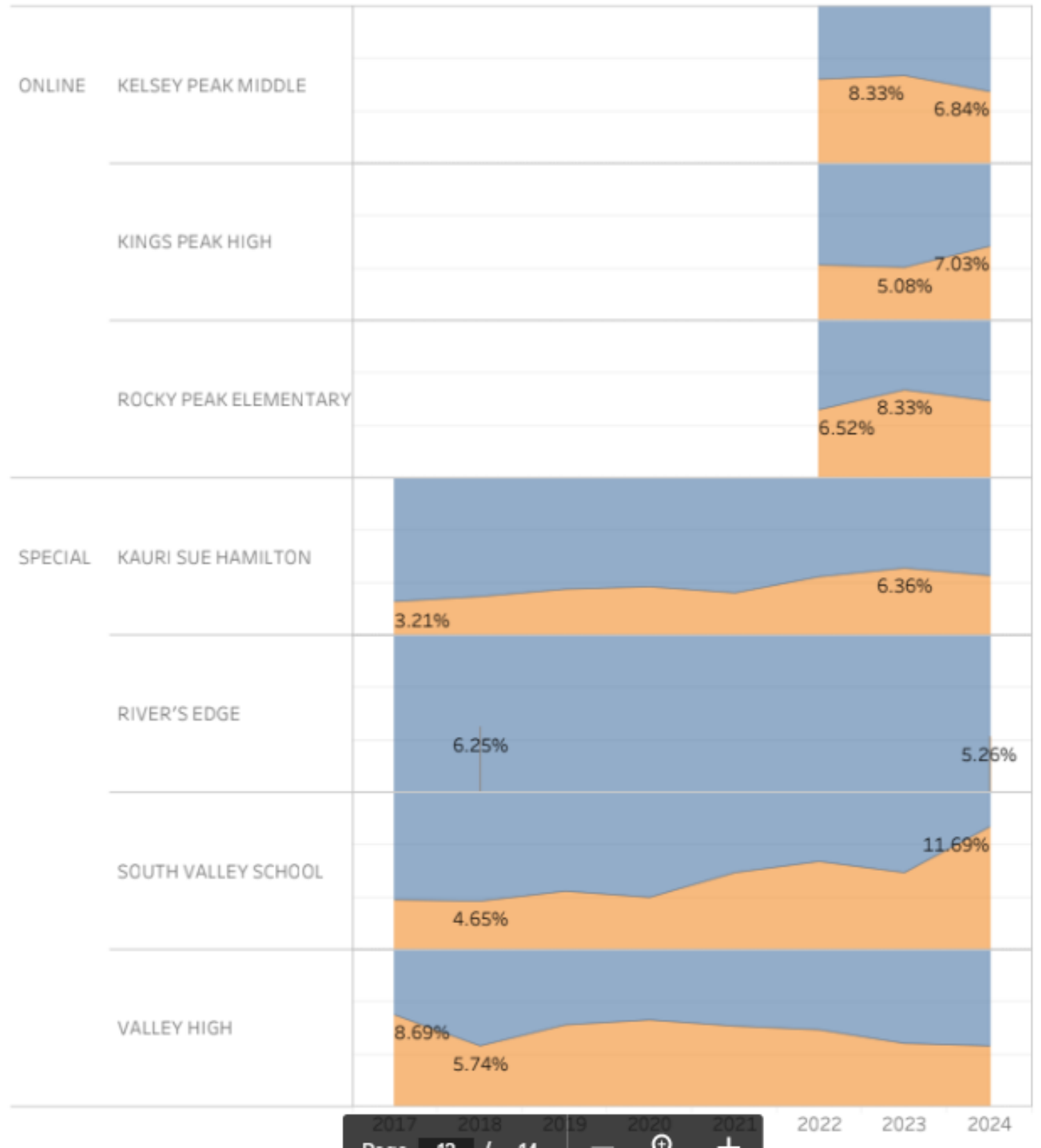
Enrollment counts are as of Oct 1 each school year.

Please refer to the School Level Summaries by Feeder PDF for a closer view.

Percent of enrolled students who are English Learners

Enrolled students are counted as of Oct 1 of the school year. An English Learner is a student whose native language is not English, who qualifies for English Learner services, and who has not yet tested fluent on WIDA ACCESS in order to exit English Learner services. Lowest and highest percent enrollment at each school is labeled.

IsELLExcludingFluent.New
 ■ No
 ■ Yes

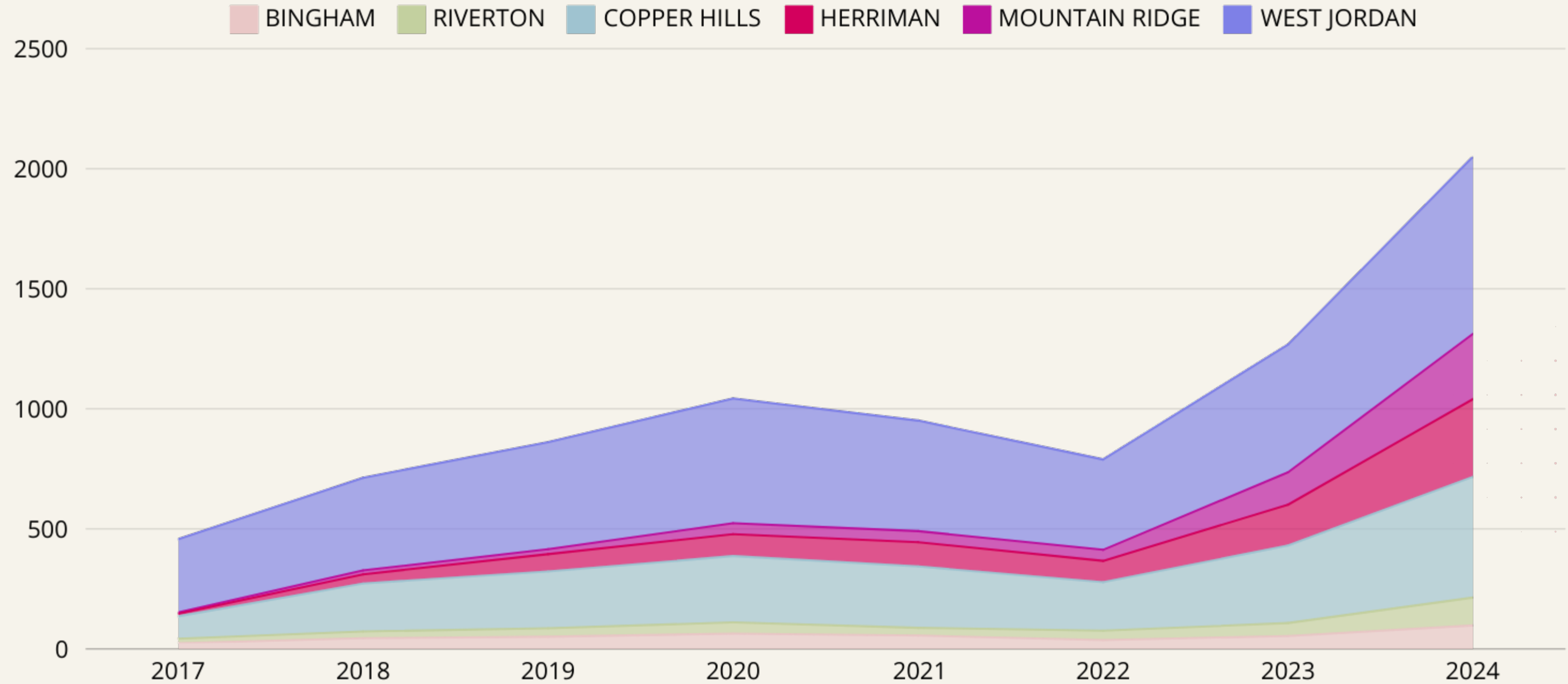


These special schools have no geographic feeder system and trends should be examined for each individual school.

Enrollment counts are as of Oct 1 each school year.

Please refer to the School Level Summaries by Feeder PDF for a closer view.

JSD LOW ENGLISH FLUENCY COUNT

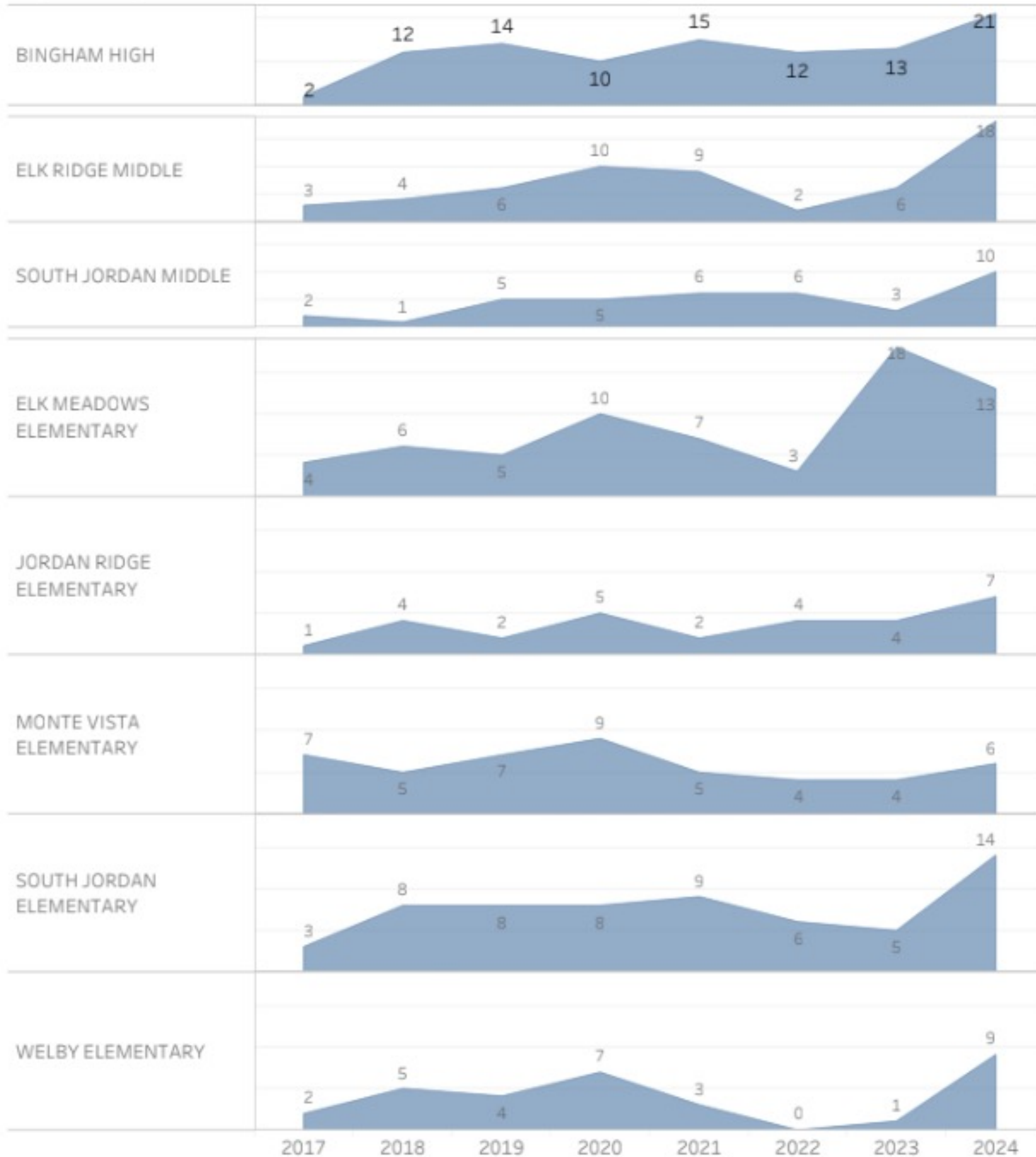


Jordan School District

Count of Enrolled English Learners with Low Speaking Fluency

Enrolled students are counted as of Oct 1 of the school year. An English Learner is a student whose native language is not English, who qualifies for English Learner services, and who has not yet tested fluent on WIDA ACCESS in order to exit EL services. Low English fluency means the students scored below level 2.5 on a WIDA Speaking test.

Feeder.System
BINGHAM



Bingham feeder schools show very low counts of students with low English speaking fluency over time.

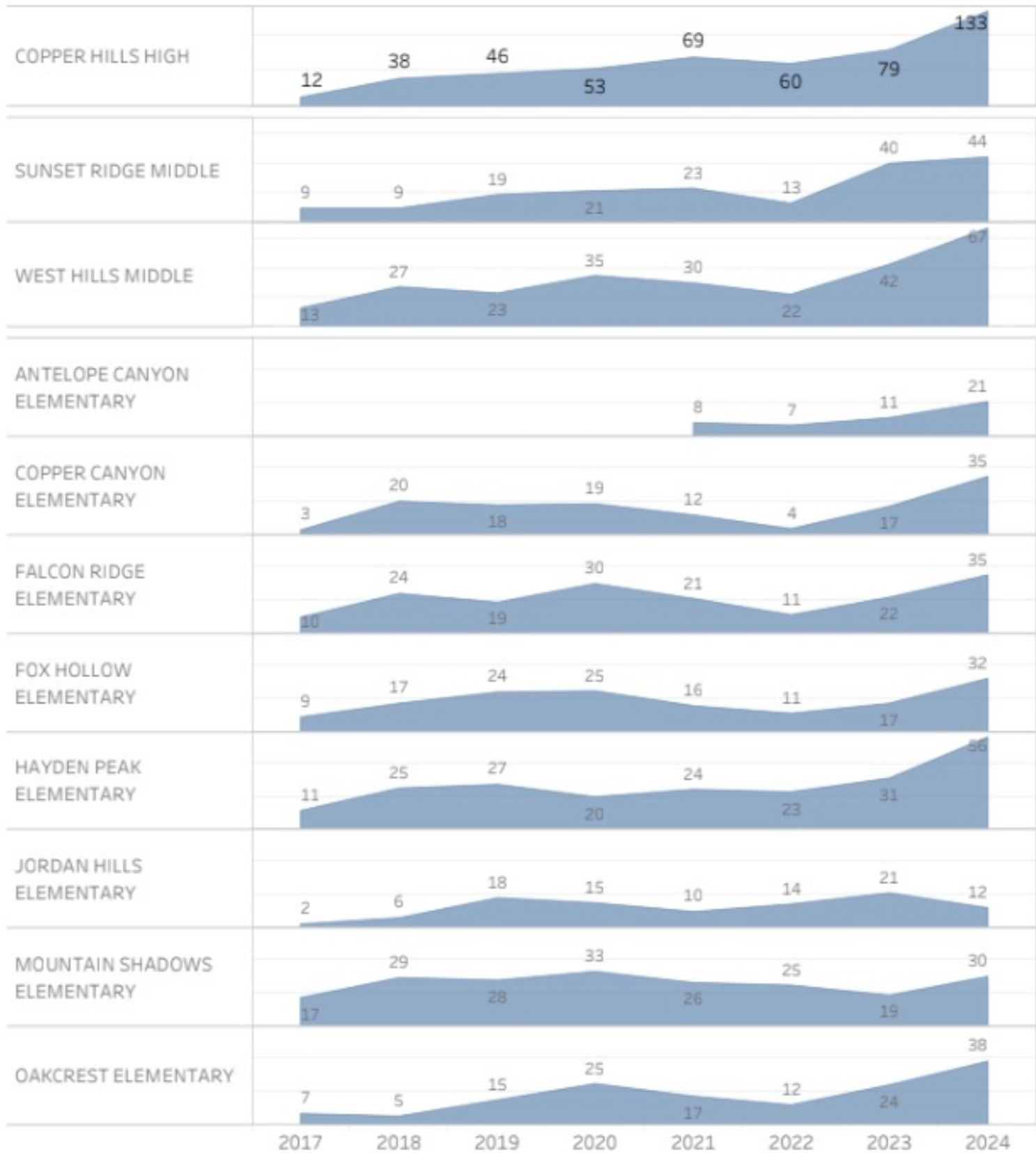
Enrollment counts are as of Oct 1 each school year.

Please refer to the School Level Summaries by Feeder PDF for a closer view.

Count of Enrolled English Learners with Low Speaking Fluency

Enrolled students are counted as of Oct 1 of the school year. An English Learner is a student whose native language is not English, who qualifies for English Learner services, and who has not yet tested fluent on WIDA ACCESS in order to exit EL services. Low English fluency means the students scored below level 2.5 on a WIDA Speaking test.

Feeder.System
COPPER HILLS



Copper Hills feeder schools show significant increases in students with low English speaking fluency over time.

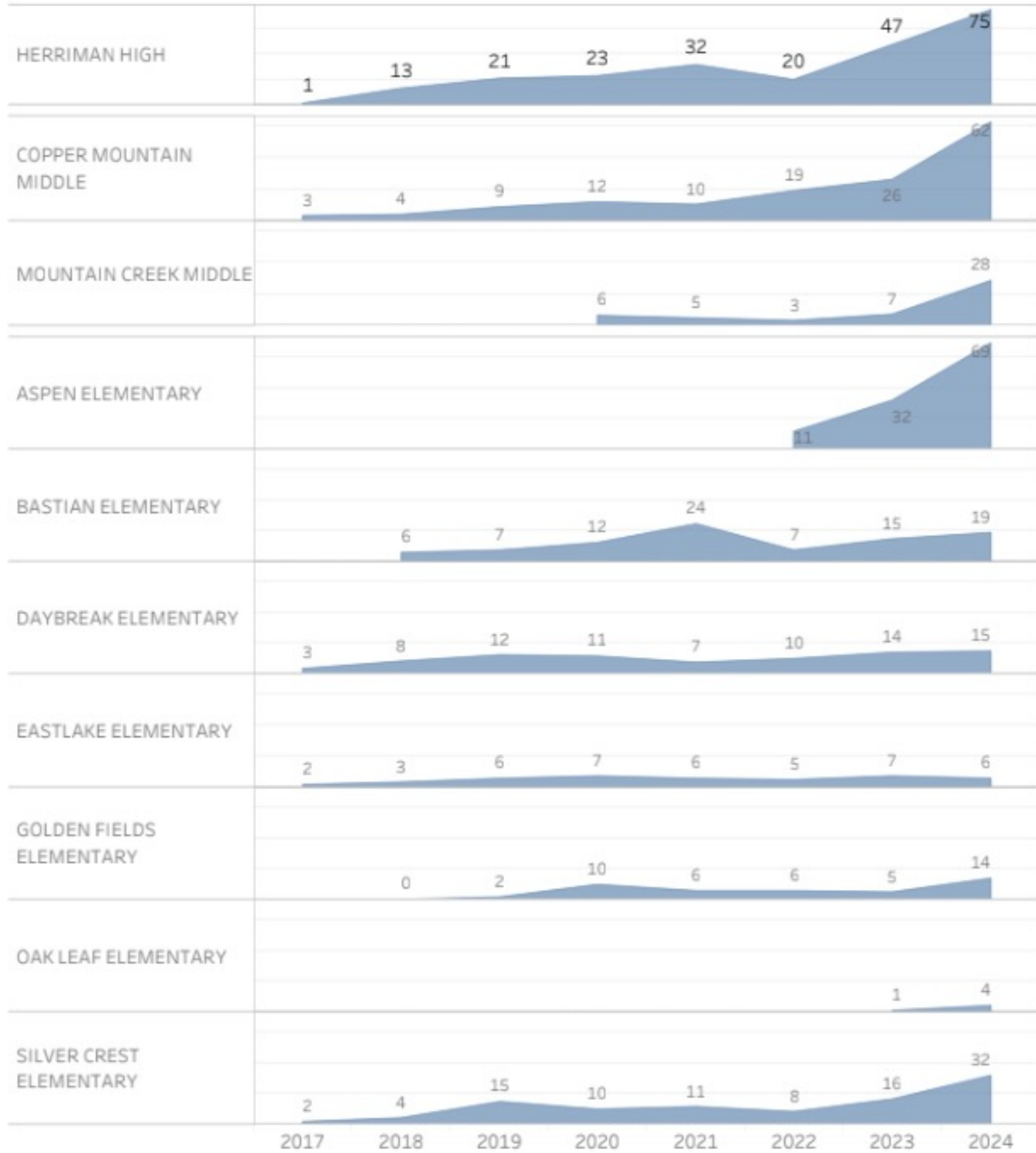
Enrollment counts are as of Oct 1 each school year.

Please refer to the School Level Summaries by Feeder PDF for a closer view.

Count of Enrolled English Learners with Low Speaking Fluency

Enrolled students are counted as of Oct 1 of the school year. An English Learner is a student whose native language is not English, who qualifies for English Learner services, and who has not yet tested fluent on WIDA ACCESS in order to exit EL services. Low English fluency means the students scored below level 2.5 on a WIDA Speaking test.

Feeder.System
HERRIMAN



Herriman feeder schools show significant increases in students with low English speaking fluency over time, but very localized.

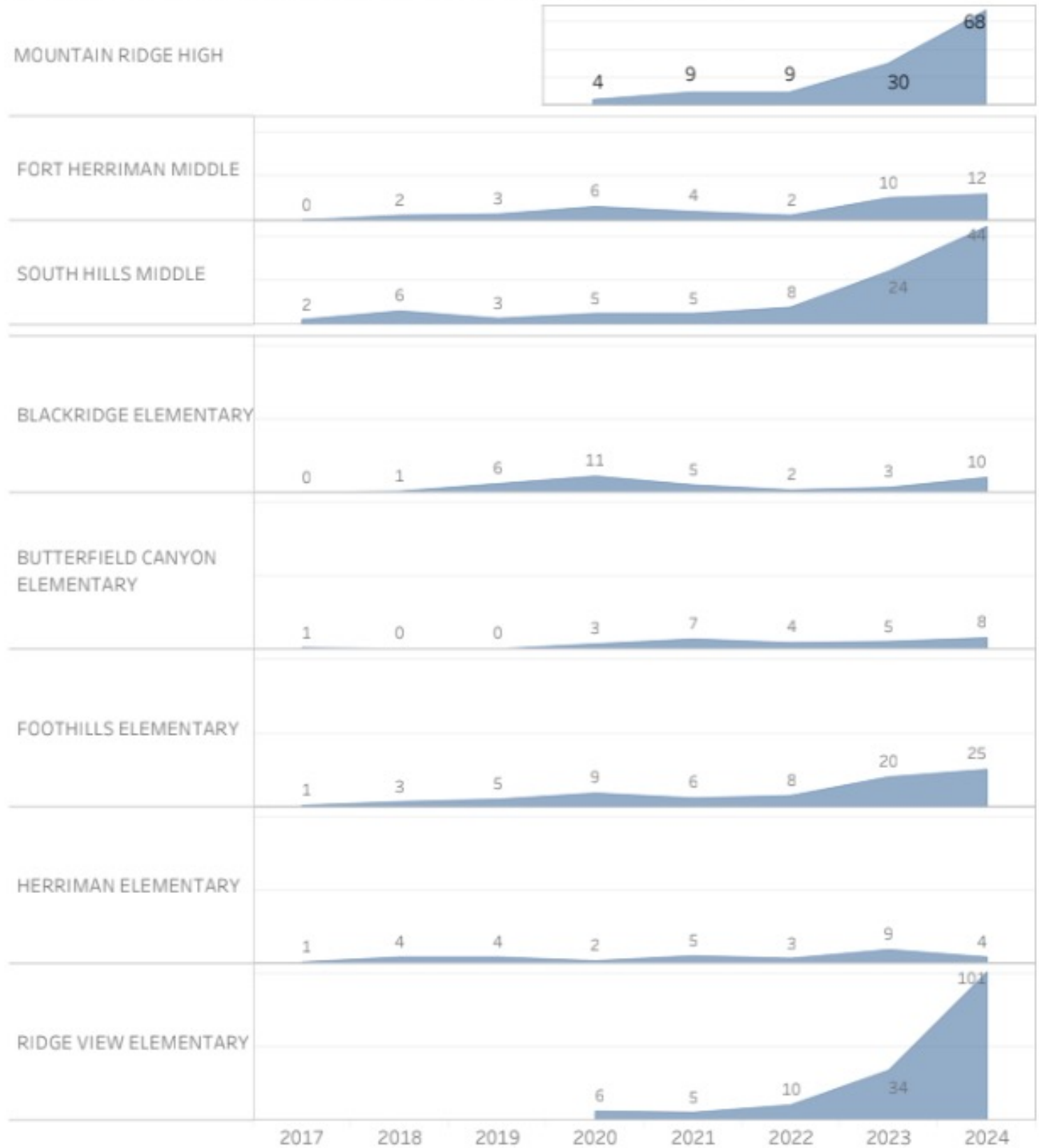
Enrollment counts are as of Oct 1 each school year.

Please refer to the School Level Summaries by Feeder PDF for a closer view.

Count of Enrolled English Learners with Low Speaking Fluency

Enrolled students are counted as of Oct 1 of the school year. An English Learner is a student whose native language is not English, who qualifies for English Learner services, and who has not yet tested fluent on WIDA ACCESS in order to exit EL services. Low English fluency means the students scored below level 2.5 on a WIDA Speaking test.

Feeder.System
MOUNTAIN RIDGE



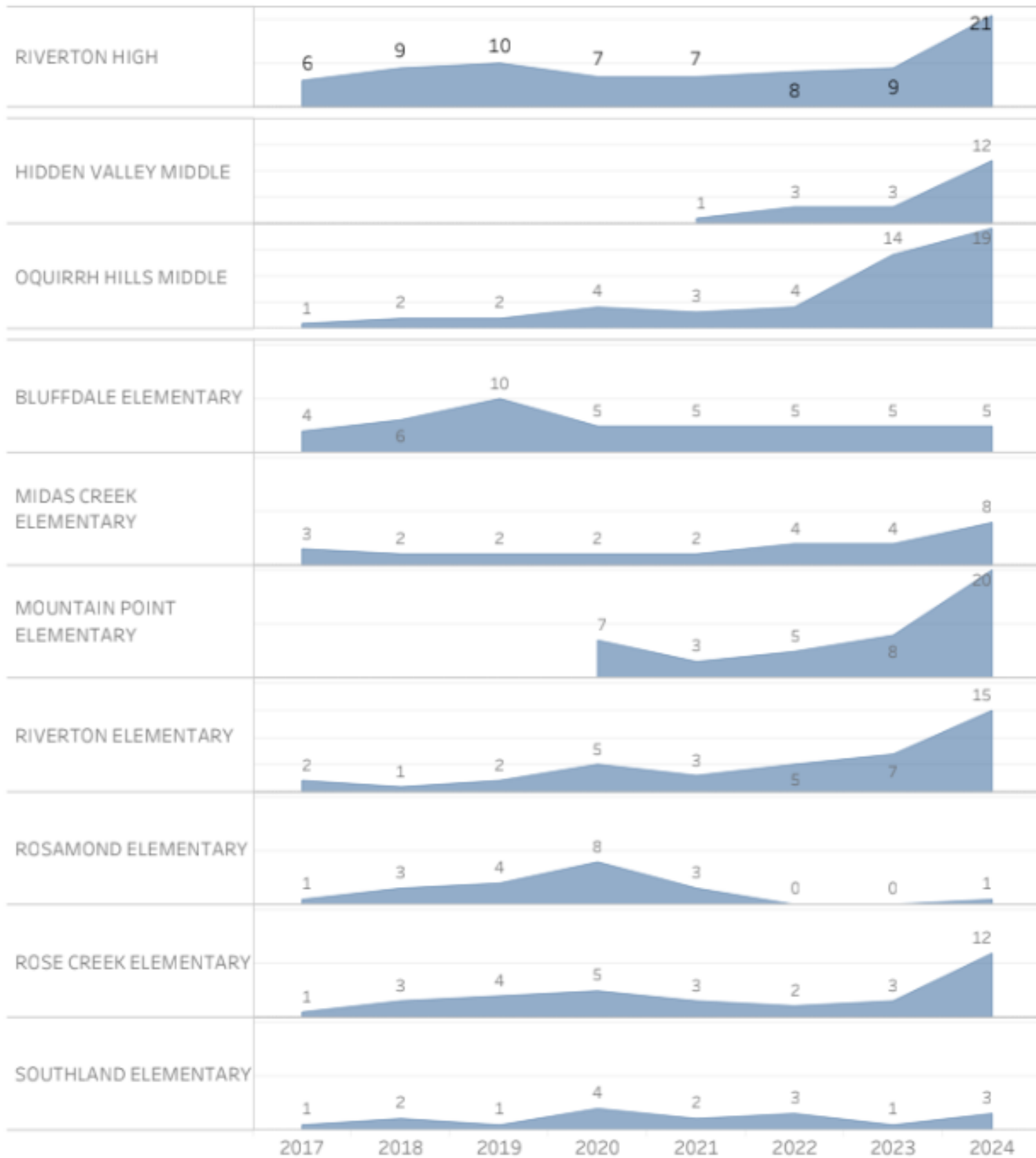
Mountain Ridge feeder schools show significant increases in students with low English speaking fluency over time, but very localized.

Enrollment counts are as of Oct 1 each school year.

Please refer to the School Level Summaries by Feeder PDF for a closer view.

Count of Enrolled English Learners Open with Speaking Fluency

Enrolled students are counted as of Oct 1 of the school year. An English Learner is a student whose native language is not English, who qualifies for English Learner services, and who has not yet tested fluent on WIDA ACCESS in order to exit EL services. Low English fluency means the students scored below level 2.5 on a WIDA Speaking test.



Riverton feeder schools show increases in students with low English speaking fluency over time, but very localized and small.

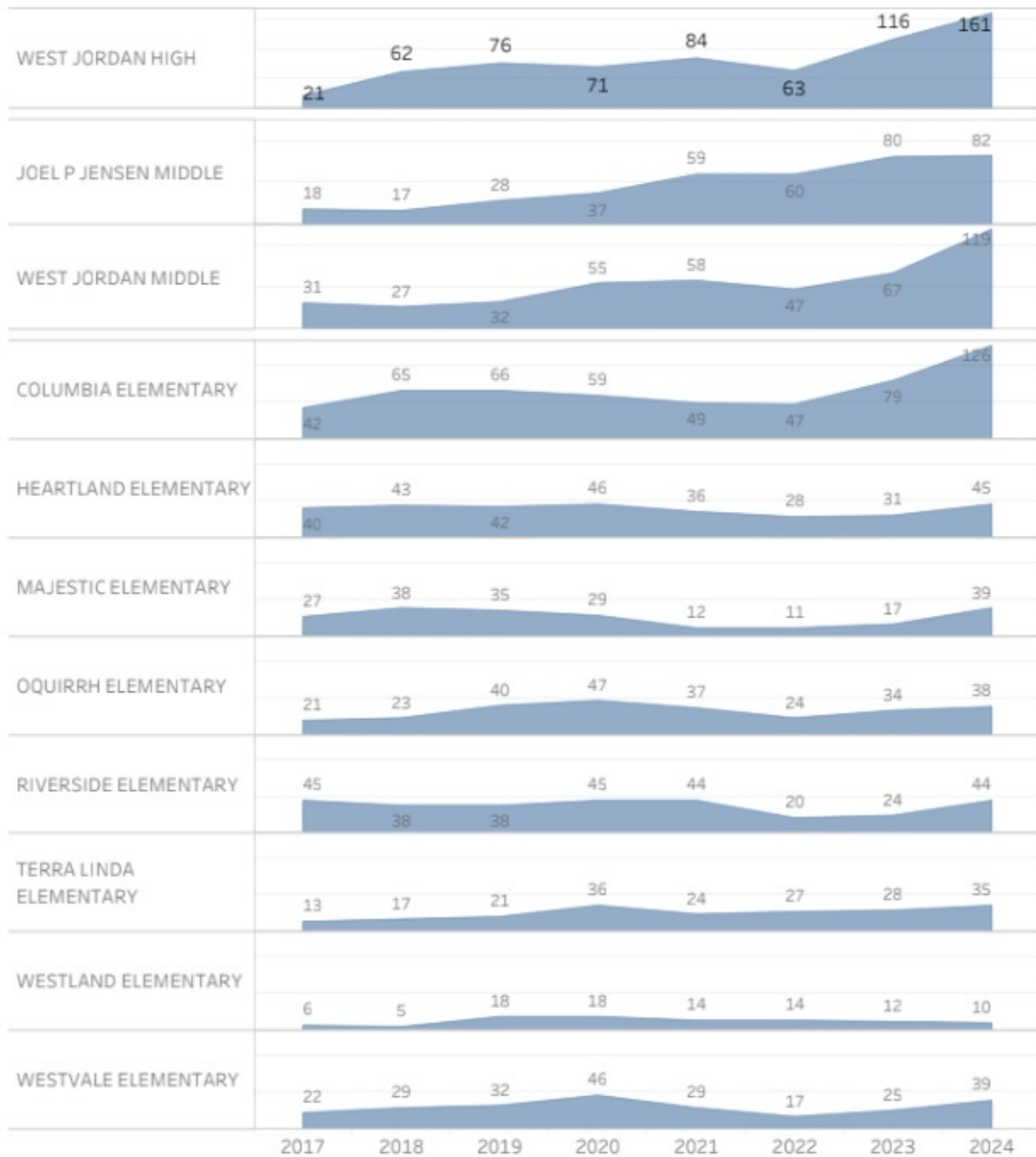
Enrollment counts are as of Oct 1 each school year.

Please refer to the School Level Summaries by Feeder PDF for a closer view.

Count of Enrolled English Learners with Low Speaking Fluency

Enrolled students are counted as of Oct 1 of the school year. An English Learner is a student whose native language is not English, who qualifies for English Learner services, and who has not yet tested fluent on WIDA ACCESS in order to exit EL services. Low English fluency means the students scored below level 2.5 on a WIDA Speaking test.

Feeder.System
WEST JORDAN



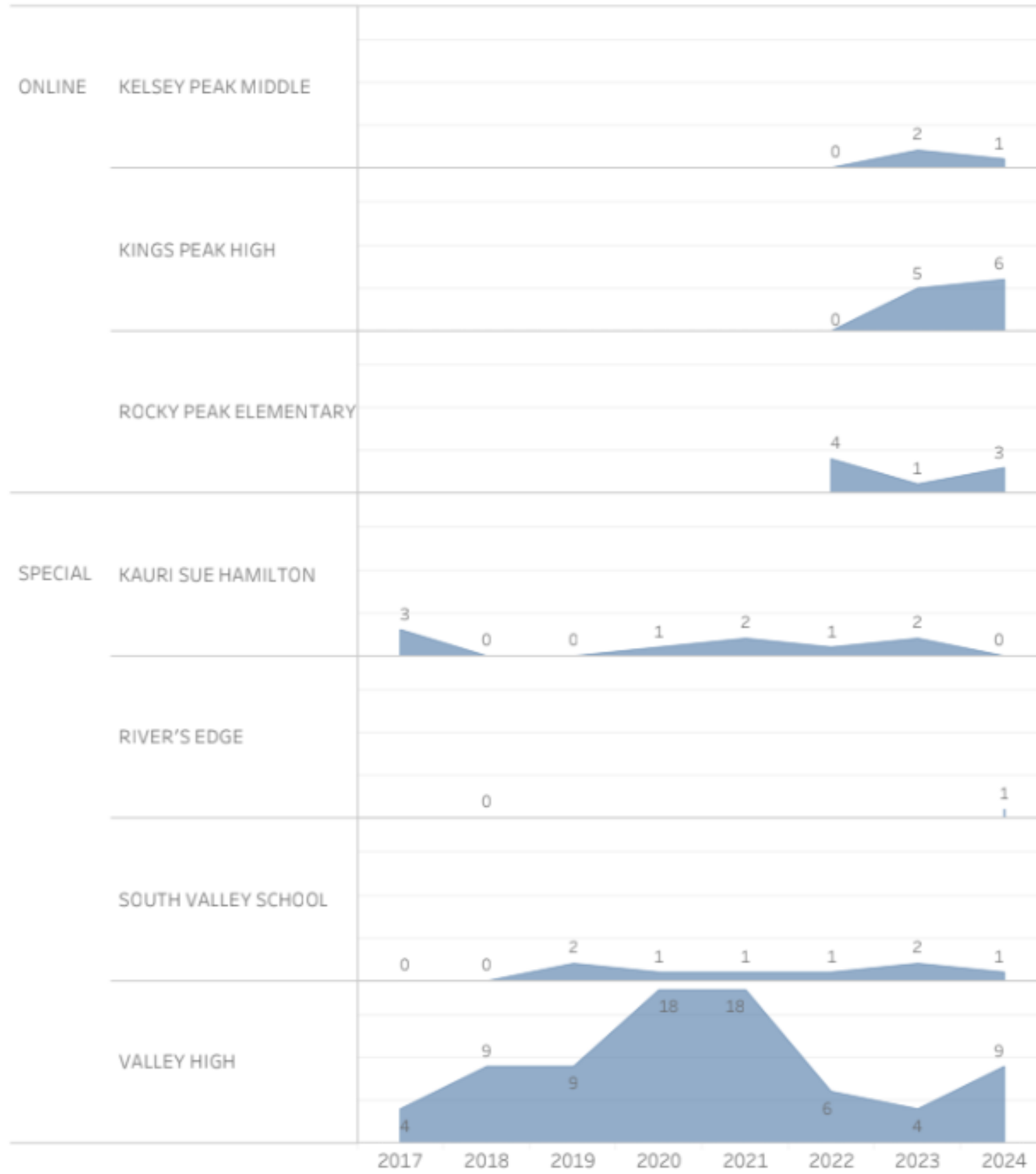
West Jordan feeder schools show significant increases in students with low English speaking fluency over time, but localized.

Enrollment counts are as of Oct 1 each school year.

Please refer to the School Level Summaries by Feeder PDF for a closer view.

Count of Enrolled English Learners with Low Speaking Fluency

Enrolled students are counted as of Oct 1 of the school year. An English Learner is a student whose native language is not English, who qualifies for English Learner services, and who has not yet tested fluent on WIDA ACCESS in order to exit EL services. Low English fluency means the students scored below level 2.5 on a WIDA Speaking test.



These schools have no geographic feeder system.

Enrollment counts are as of Oct 1 each school year.

Please refer to the School Level Summaries by Feeder PDF for a closer view.

Supports

- **Additional staff**
- **ESL endorsement classes**
- **ESL strategies for teachers**
- **Spanish for educators classes**

RESOURCES

“Leaders of Tomorrow: Immigrant and Refugee Youth Guidebook.” Institute for Educational Leadership. 2023.

https://schools.utah.gov/eseastateinitiatives/ccsi/face/lea_resources/newcomer/RESOURCE%20Leaders%20of%20Tomorrow%20Guidebook-2_13_23.pdf

“Refugee Toolkit” Utah Education Network. Accessed April 22, 2024. <https://www.uen.org/refugeetoolkit/>