

Juvenile Justice and Youth Services

SSA 2025, Brett Peterson, Director

Mission and Vision

The mission of Juvenile Justice and Youth Services is to change young lives, support families and keep communities safe.

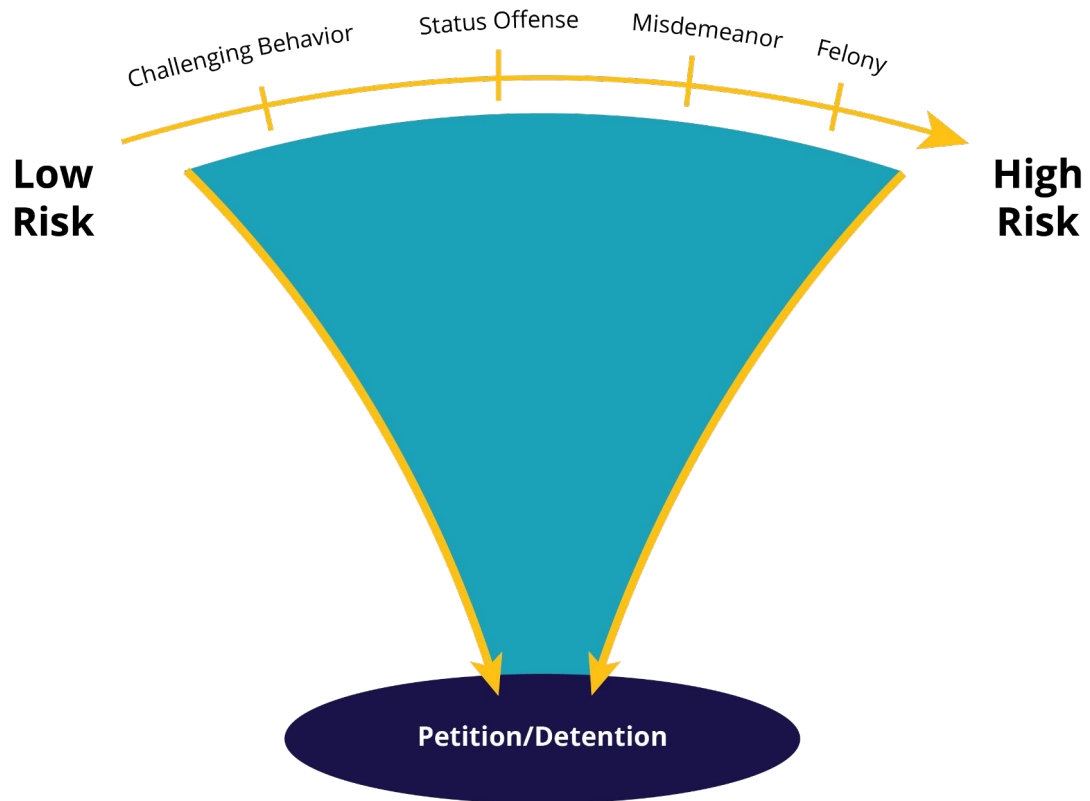
Our goal: Youth make safe, healthy, and lawful choices.



How to transform?

- Philosophy
- Policy
- Practice
- Partnership

Before Reform



What we knew

- Most youth faced low-level charges, but responses were inconsistent; diversion showed better outcomes
 - Youth often securely detained pre-adjudication on low-level nonviolent charges; reoffense rates higher for those detained
 - Costly out-of-home placements were common for low-level offenses and contempts, despite poor public safety benefits
 - Racial and ethnic disparities across the system
 - Lack of rural services
 - Once involved with the juvenile justice system, youth remained involved for years
 - Many youth introduced into the deeper systems of child welfare and juvenile justice, simply to access services.
-

What we did

Limit secure **detention** use

Standardize and expand **diversion**

Keep low-level **school offenses** out of court

Restrict **probation length**

Narrow **placement** eligibility

Strengthen **supervision** and **treatment**

Augment **responses to noncompliance**

Heighten **oversight**

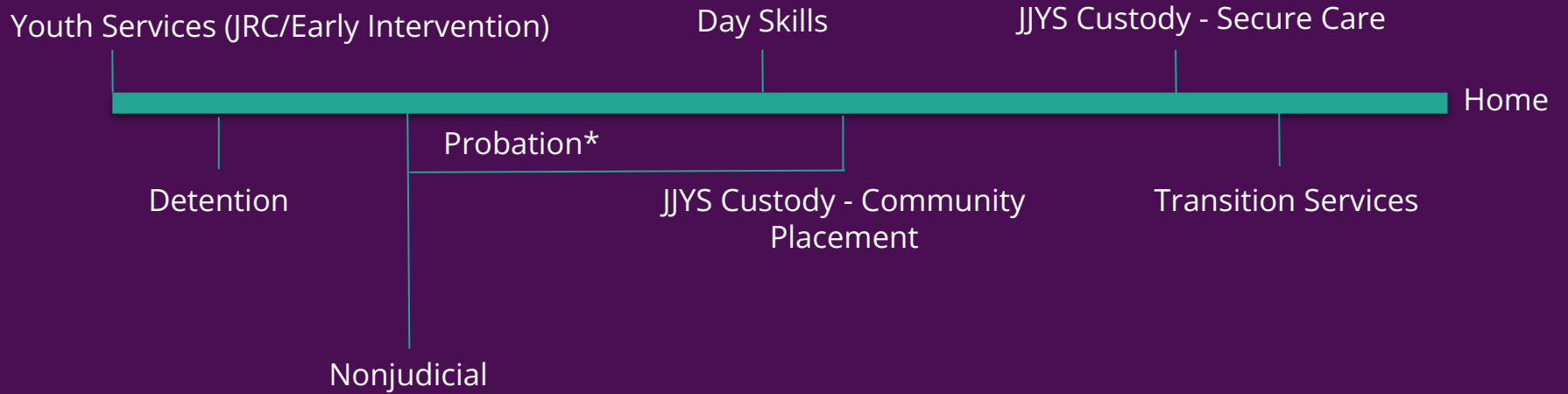
Reduce **time** in placement

Expand **restorative justice**

Revise **transfer** to adult system and age for juvenile jx.

Reinvest in community and EBPs

CONTINUUM OF SERVICES



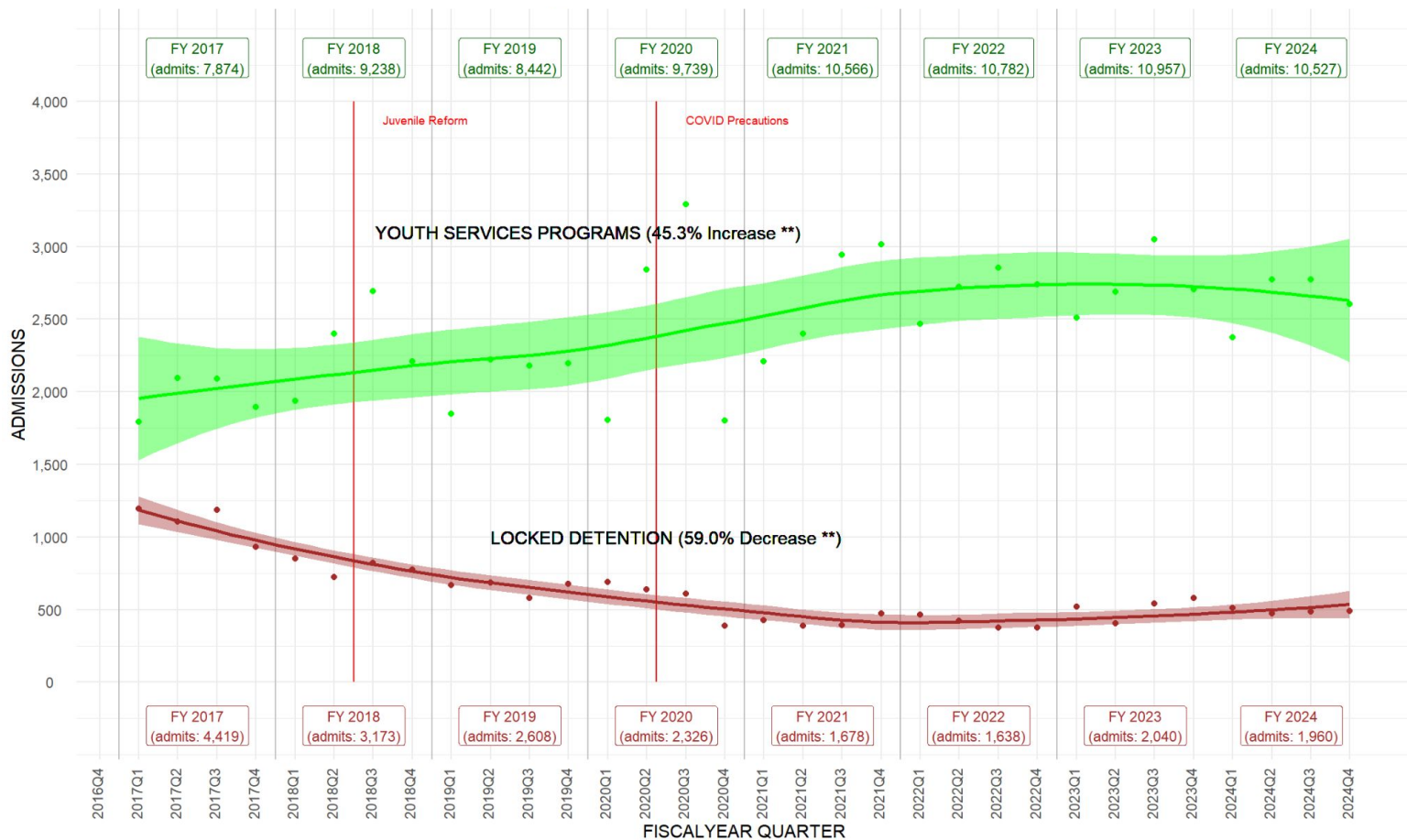


YOUTH SERVICES

The Youth Services Model Is A “No Wrong Door” Approach To Early Intervention. Through This Model, Utah Delivers Evidence Based, Individualized Youth And Family Plans With Early Screening, Assessment, Plan Management, And Comprehensive Access To Services--All Driven By The Youth And Family Strengths And Needs.

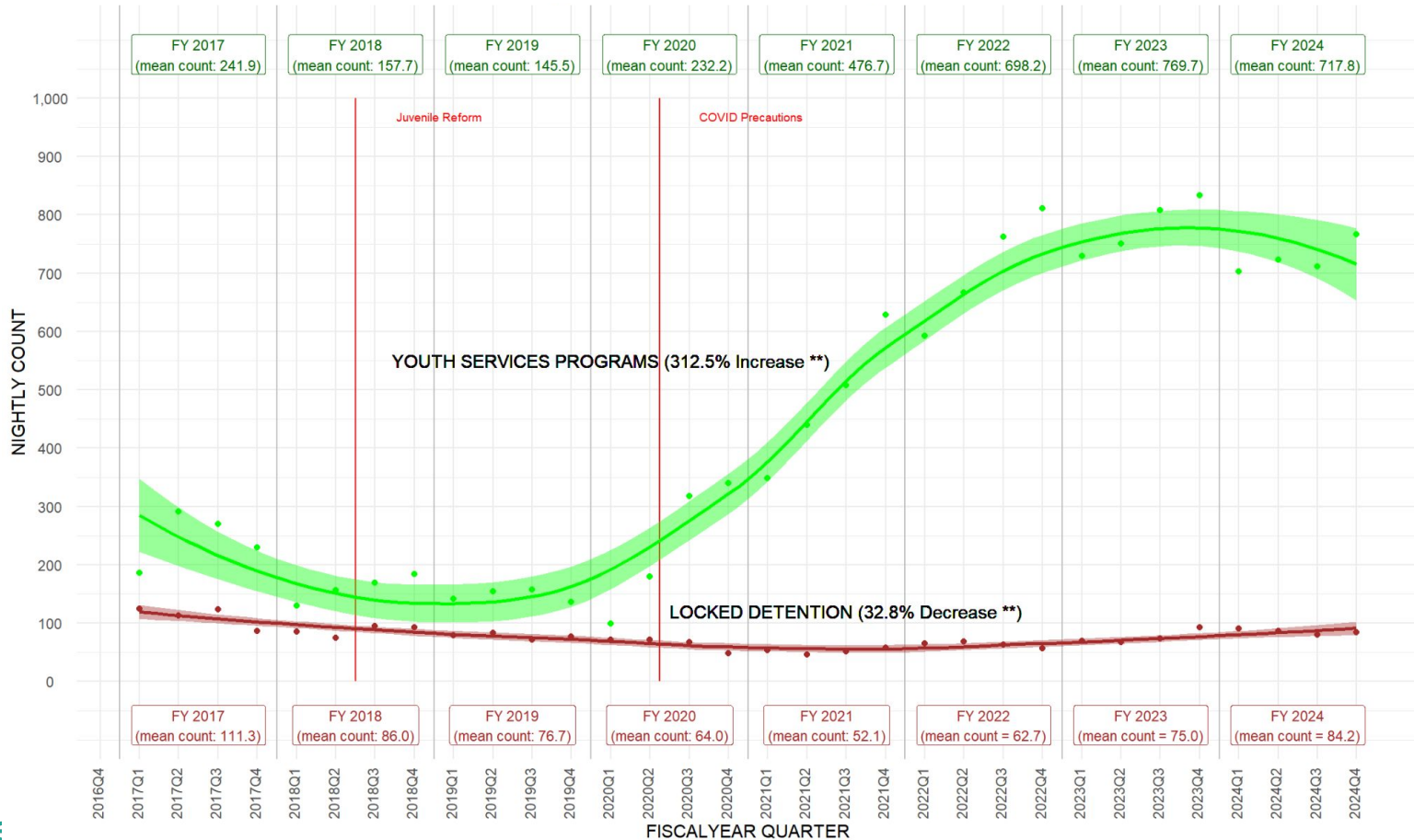
Admissions to JJYS Locked Detention & Youth Services Programs by Fiscal Year and Quarter

(FY 2019 - FY 2024)



Source: Courts & Agencies Record Exchange(CARE); 2024-08-01 10:50:21.944759.
 ** Change between 2017Q1 & 2024Q4.

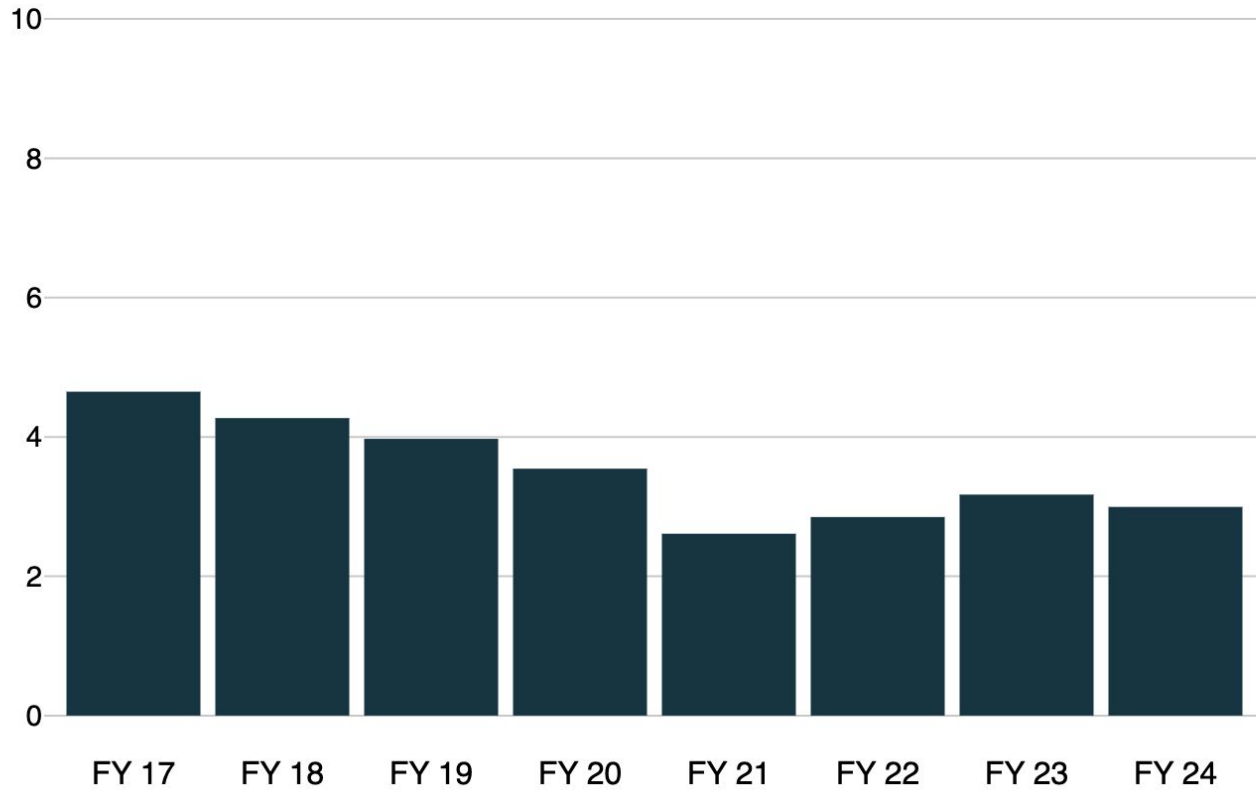
Nightly Counts in JJYS Locked Detention & Youth Services Programs by Fiscal Year and Quarter (FY 2019 - FY 2024)



Source: Courts & Agencies Record Exchange(CARE); 2024-08-01 10:51:08.780428.
 ** Change between 2017Q1 & 2024Q4.



Figure 1.1. Rate of Court Referrals per 100 Youths for FY 2017-2024



JJOC Annual Report



Q&A