



Higher Education Appropriations

Subcommittee Report | January 29, 2025

COLTER BENNETT

SUU STUDENT ASSOCIATION PRESIDENT

SENIOR FINANCE MAJOR FROM LAYTON, UTAH

Campus Involvement

- Student Assistant to the President
- Presidential Ambassadors
- Student Alumni Association
- Thundercrew

KEY GOALS FOR THE YEAR

- Increase visibility and accessibility
- Actively seek student feedback through MySUU Voice
- Represent students on legislative issues
- Encourage students to leverage alumni for career opportunities
- Drive academic success
- Prepare students for career success

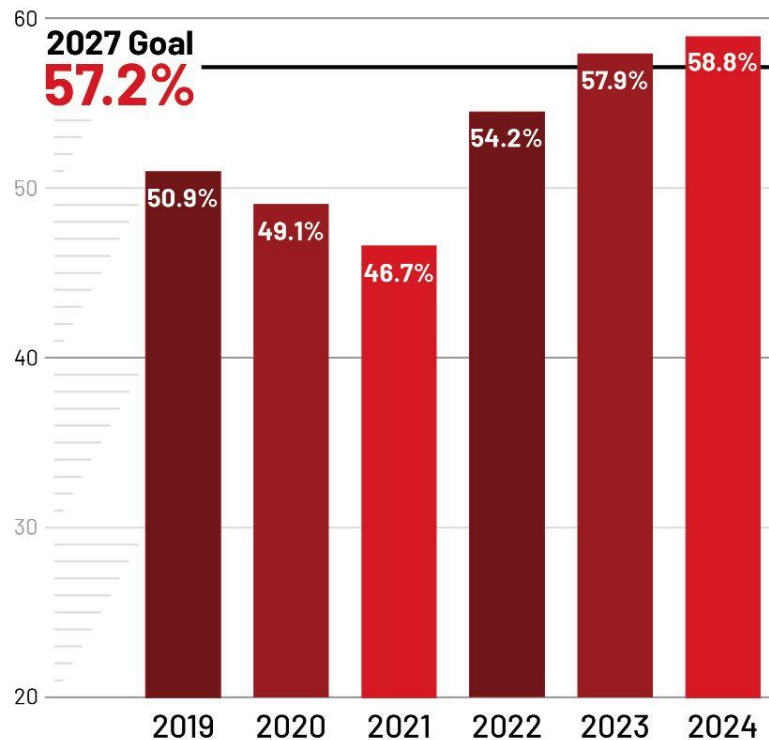




TIMELY COMPLETION

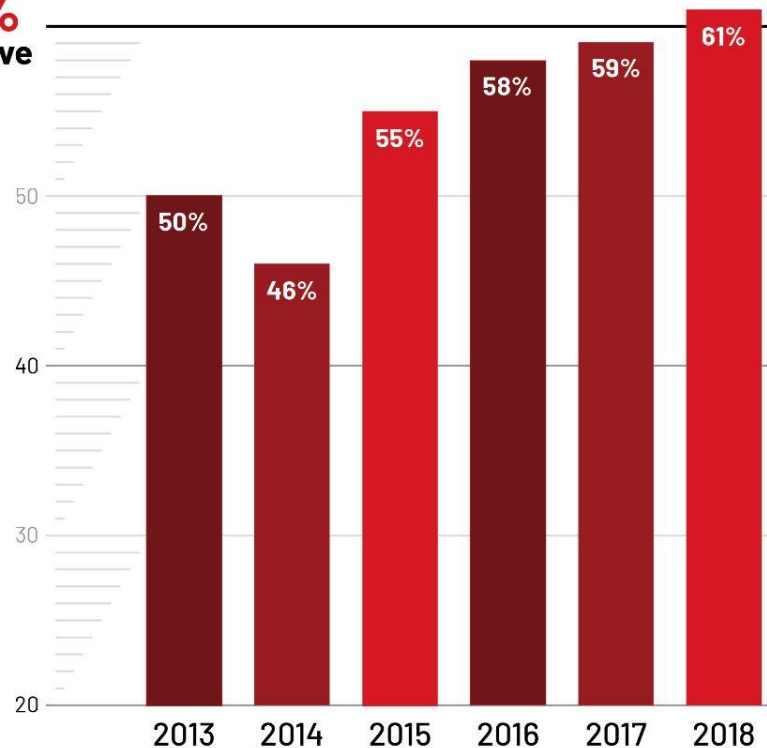
STATEWIDE ATTAINMENT GOAL

COMPLETION

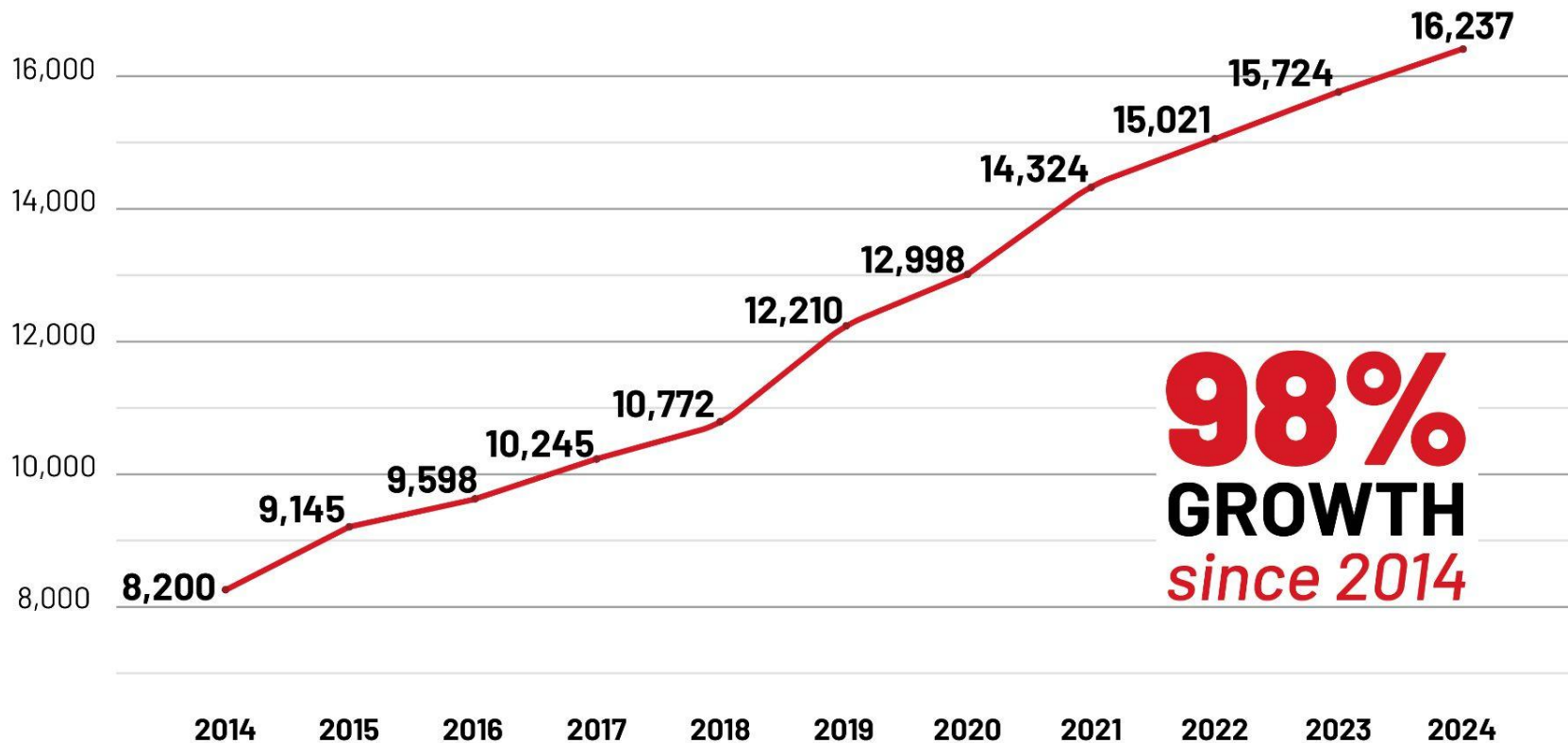


GRADUATION

60%
Or Above

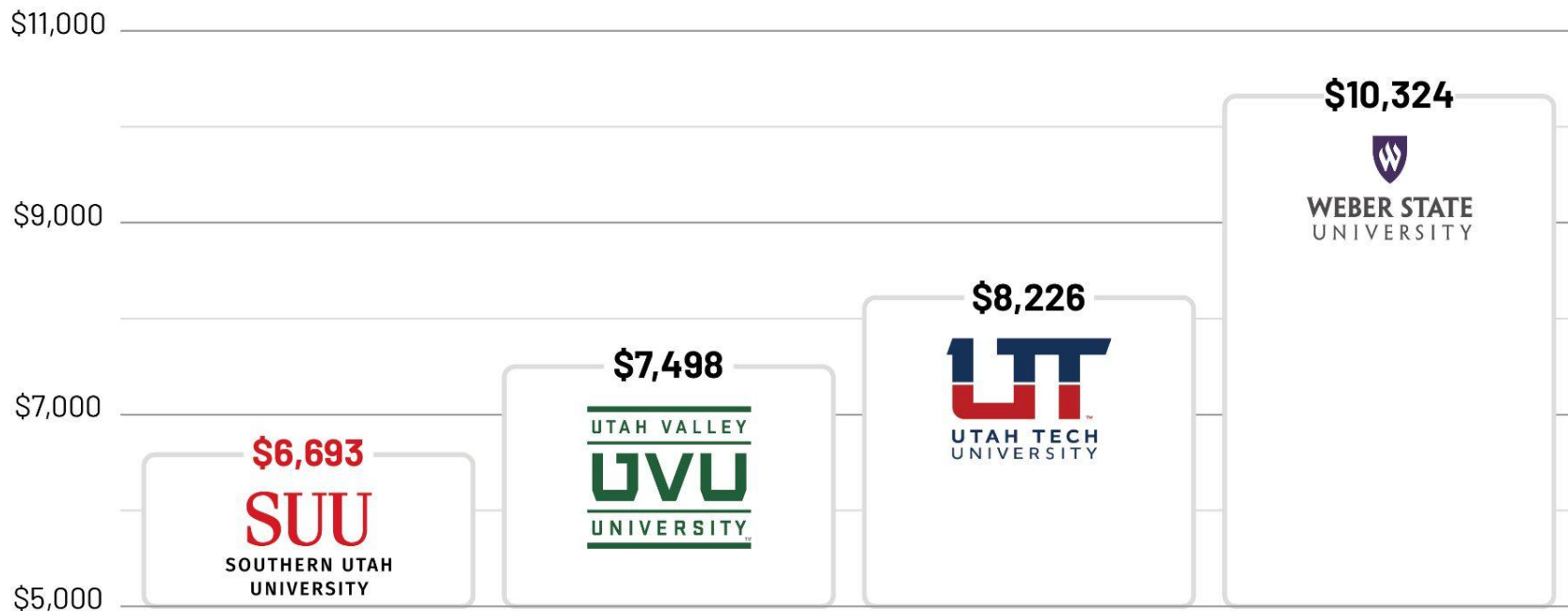


ENROLLMENT HISTORY – HEADCOUNT



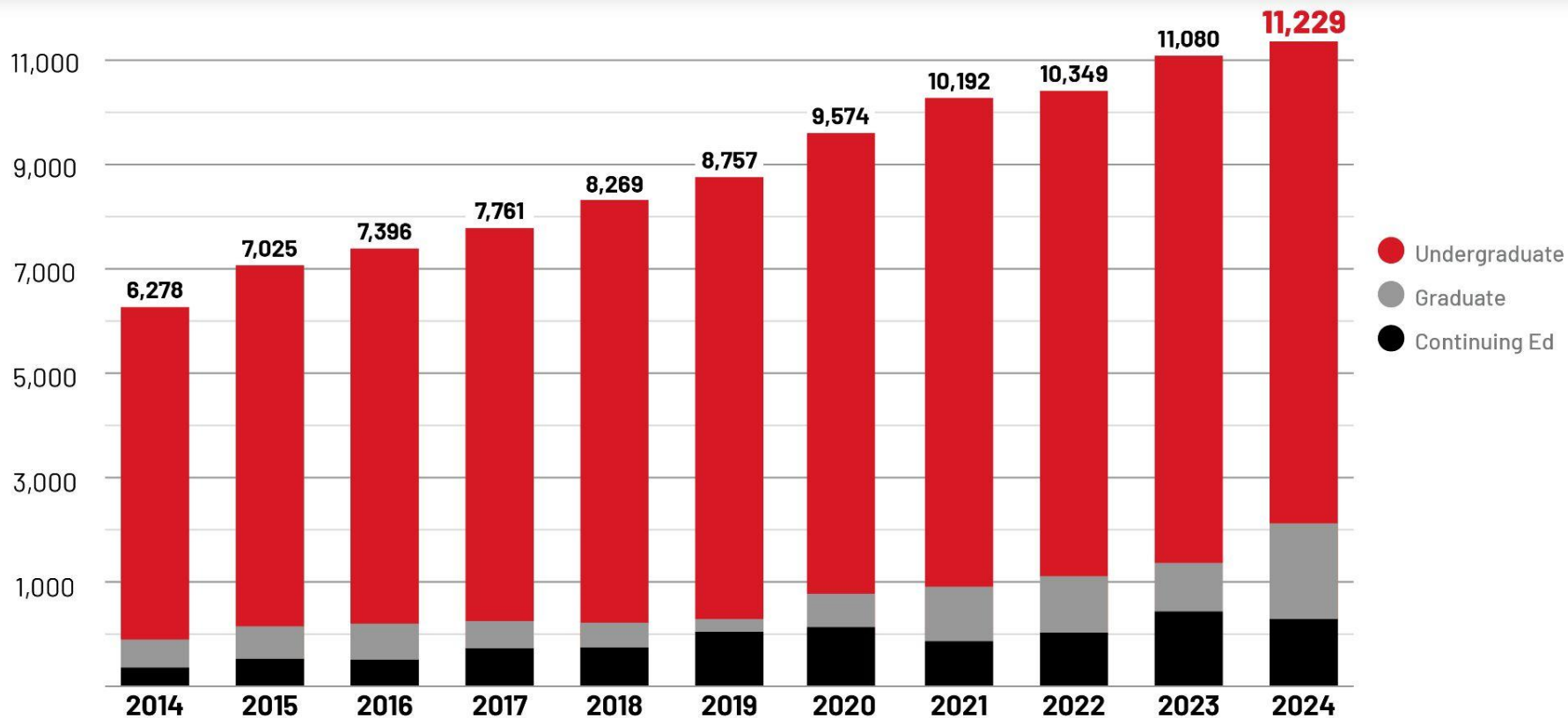
Based on Fall End of Term Headcount

STATE TAX FUNDS PER FTE



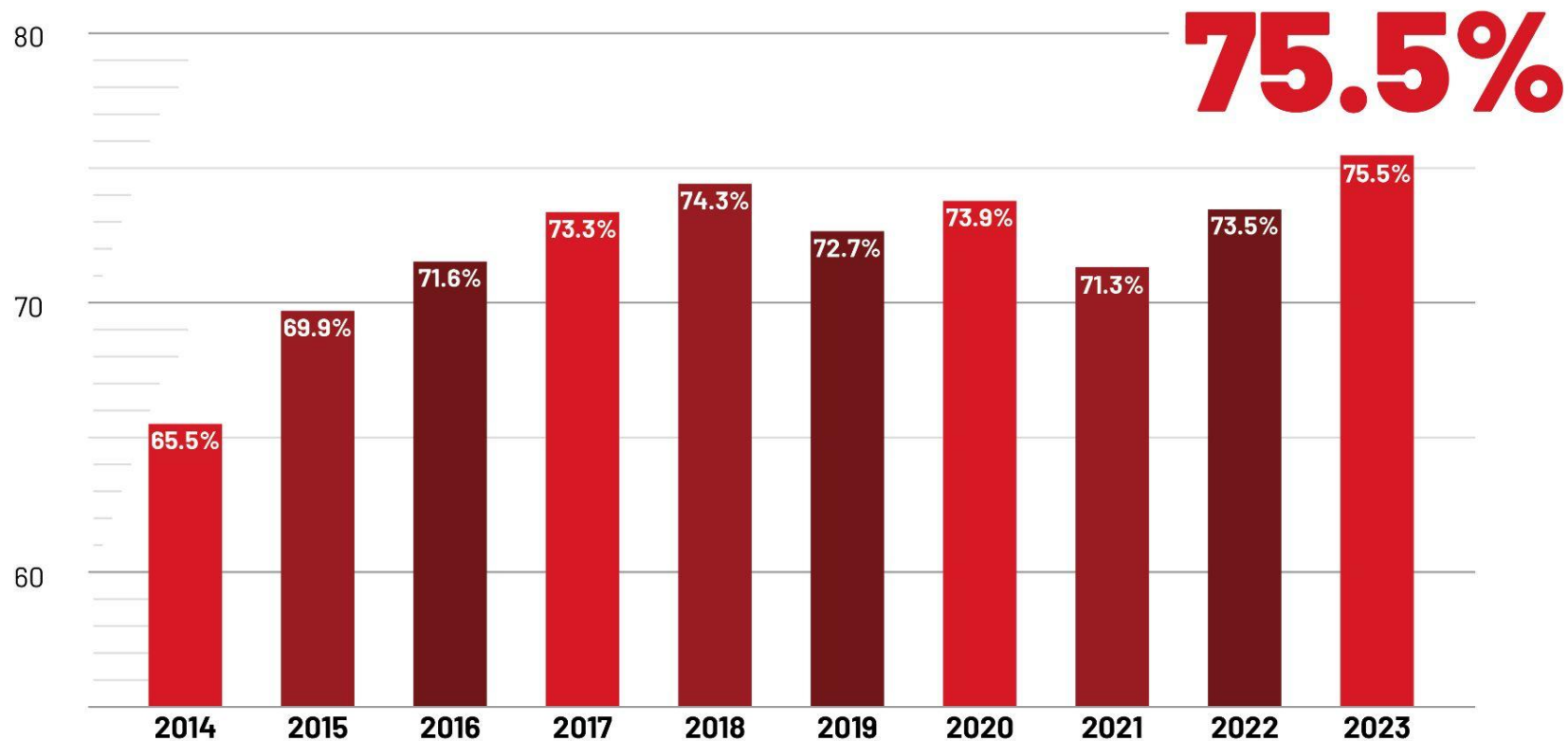
Based on Regional Institutions Full Time Equivalent 2023-2024

ENROLLMENT HISTORY – FTE



Based on Fall End of Term Headcount

RETENTION RATE



First-Year Retention Rates (First-Time, Full-Time, All Degree Seeking)

ACING RETENTION

ACES PEER MENTORSHIP PROGRAM

SUU assigns a peer mentor to every incoming and second-year student.



- Nationally recognized
- Leading industry model
- One-stop-shop connections to all support services
- Student-centric perspectives & advice
- Immediate response for troubleshooting, guidance, resources, and social support
- Increased trust and utilization



DATA-INFORMED SUCCESS



Academic Support Courses

900+ students annually develop foundation for academic achievement.



Financial Wellness Office

76% of students who met with Financial Wellness Office in 2023-24 graduated or returned to SUU in 2024.



Non-Traditional Student Services

98.5% of students who received Non-Traditional Student Services grants continued their education.



Student Outreach & Support

5,244 students served in one year. 593 of 647 students pursuing withdrawal retained/persisted through Early Alert system.



On-campus Tutoring

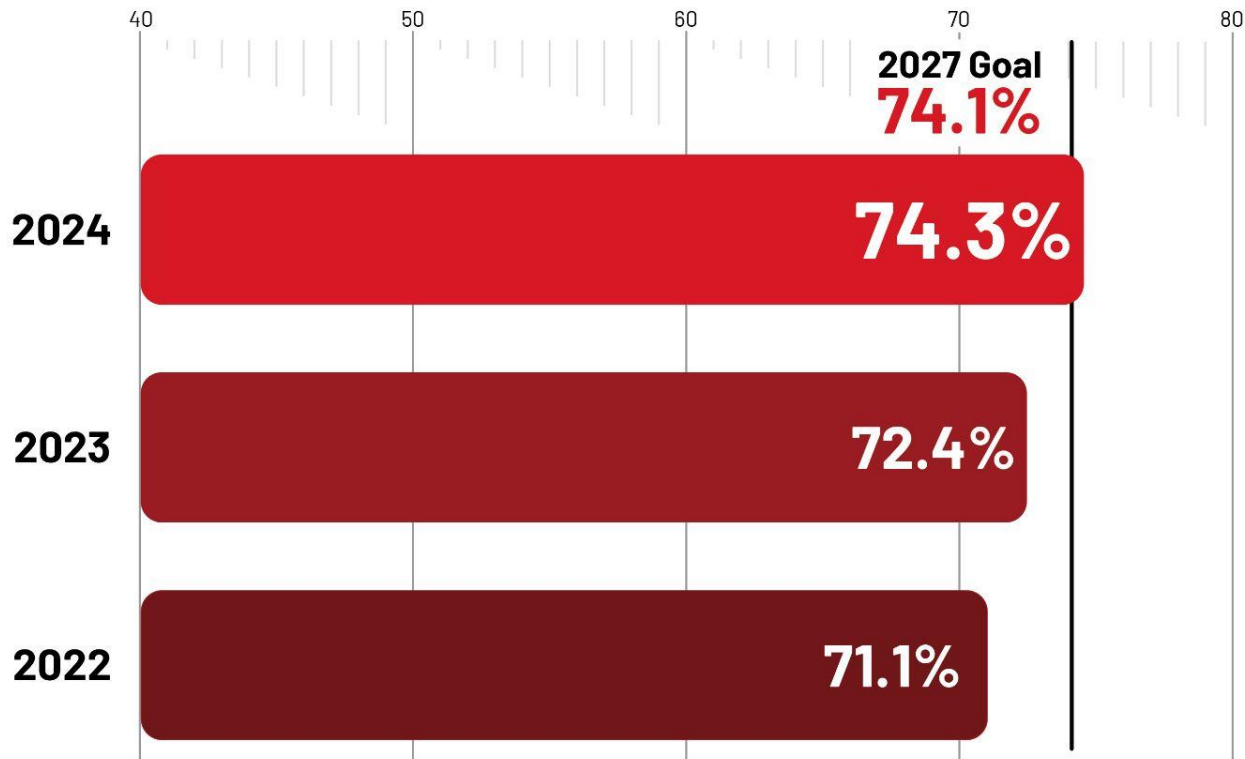
1,800 students tutored annually with a 90% persistence rate and 30% higher pass rates than their non-tutored classmates.



HIGH YIELD AWARDS



STATEWIDE ATTAINMENT GOAL HIGH YIELD



BUSINESS AND INDUSTRY ENGAGEMENT

ITINERARY

Business & Industry
Coordination Council



President's
Business Visit



President's Industry &
Workforce Partners Lunch



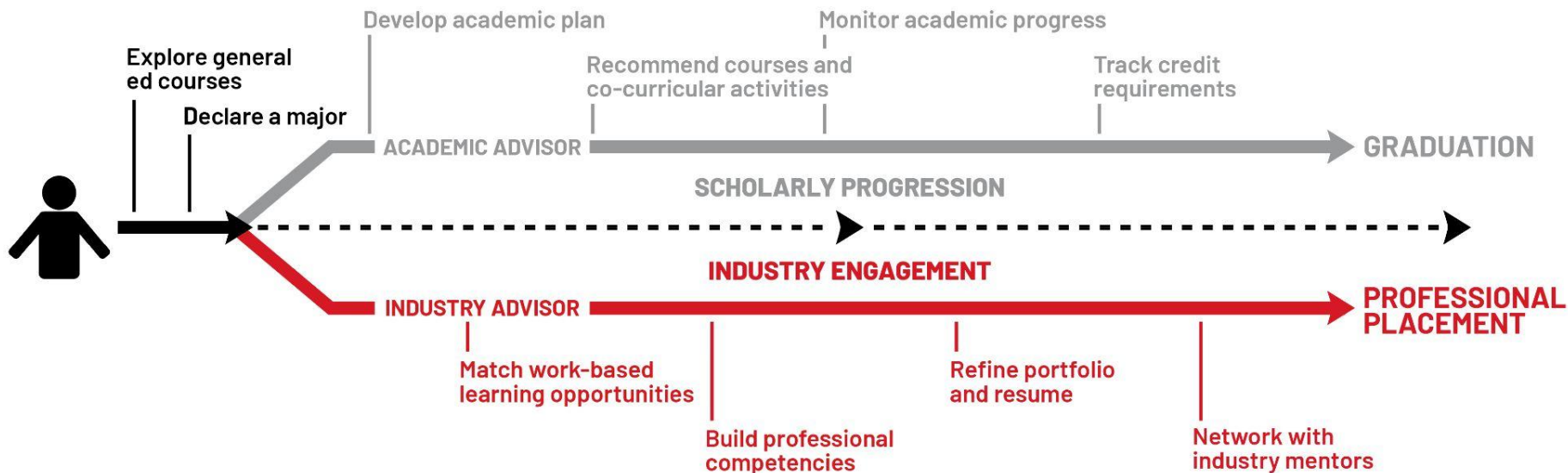
Targeted Industry
Strategy Meeting



Pathways Innovation Lab



TARGETED INDUSTRY ROADMAP



TARGETED INDUSTRIES

Advanced Manufacturing
Aerospace & Defense

Business Financial Services
Life Sciences & Healthcare

Software & Information Technology
Parks, Recreation & Tourism

SOARING INTO THEIR FUTURES



Utah Health Scholars

Serves ~1000 students across
southern & eastern Utah

Prepares for graduate
healthcare programs

Clinical rotations in rural communities

22,000+ student community
service hours in 2024



Outdoor Pathways

236 student interns

125,931 hours served

\$2,333,277 in intern wages and benefits
(2024)

48% of graduates are working with public
lands five years after internship

SOARING INTO THEIR FUTURES



Professional Internship Program

171 student internships
in 3 years

50 more enrolled
for spring 2025

92% persistence rate



SUU Career Academy

On-campus employment

Partnered with
Human Resources

Professional
development focus

SOARING INTO OUR REGION'S FUTURE



FutureReady Program

WORK-BASED LEARNING

Opportunities for internships, apprenticeships, and industry projects

INDUSTRY PARTNERSHIPS

Collaboration with regional employers to align education with workforce needs

STACKABLE CREDENTIALS

Offers microcredentials that enhance skills and improve employability

HIGH DEMAND SKILLS

Focuses on high-demand fields



Regional Development Days

QUARTERLY REGIONAL OUTREACH

Facilitates ongoing alignment with service region demands

INDUSTRY VISITS

Coordinates professional pathway programming

GOVERNMENT INPUT

Projecting future development and demands

EDUCATIONAL LEADERSHIP

Crafting unique work based learning and continuing education opportunities

JOB PLACEMENT

92% IN HIGH DEMAND DEGREES AND 4 & 5 STAR JOBS

70% OF SUU GRADUATES WORK IN UTAH AFTER GRADUATION



**Education & Human
Development**

94%



Health Sciences

94%



Business

92%



**Engineering &
Computational Sciences**


92%




ACCESS



REGIONAL RECRUITMENT



3 OF 4 PROSPECTIVE COLLEGE STUDENTS
IN OUR SERVICE REGION ENROLL AT SUU



THUNDERBIRDS FROM OUR SERVICE
REGION COMPRISE **JUST 18%** OF
OVERALL STUDENT HEADCOUNT

SUU SUPPORTS SCHOOL DISTRICTS IN ALL **3 DESIGNATED SERVICE COUNTIES**
THROUGH CONCURRENT ENROLLMENT AND PROFESSIONAL DEVELOPMENT



SUU | SOUTHWEST TECH PARTNERSHIP

High-Demand Professional Development | Courses align with workforce demand

Job Placement Pathways | Students gain skills AND credentials

Cost-Effective Education | Reduced cost offers stronger ROI

Industry-Recognized Certifications | Credentials designed for regional job markets

950

**STUDENTS
ENROLLED**

5k

**CREDITS
EARNED**

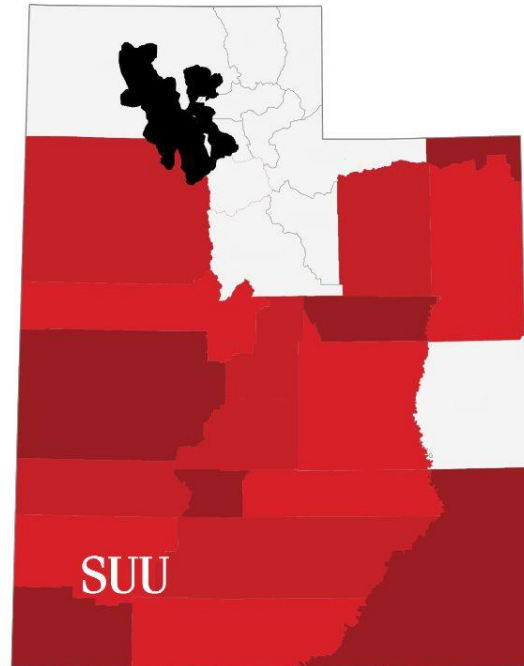
\$2M

SAVED



RURAL OUTREACH

T-BIRDS FLOCK TO CEDAR CITY FROM ACROSS UTAH




18

SUU enrolls the most or second-most first-time college students in 18 counties

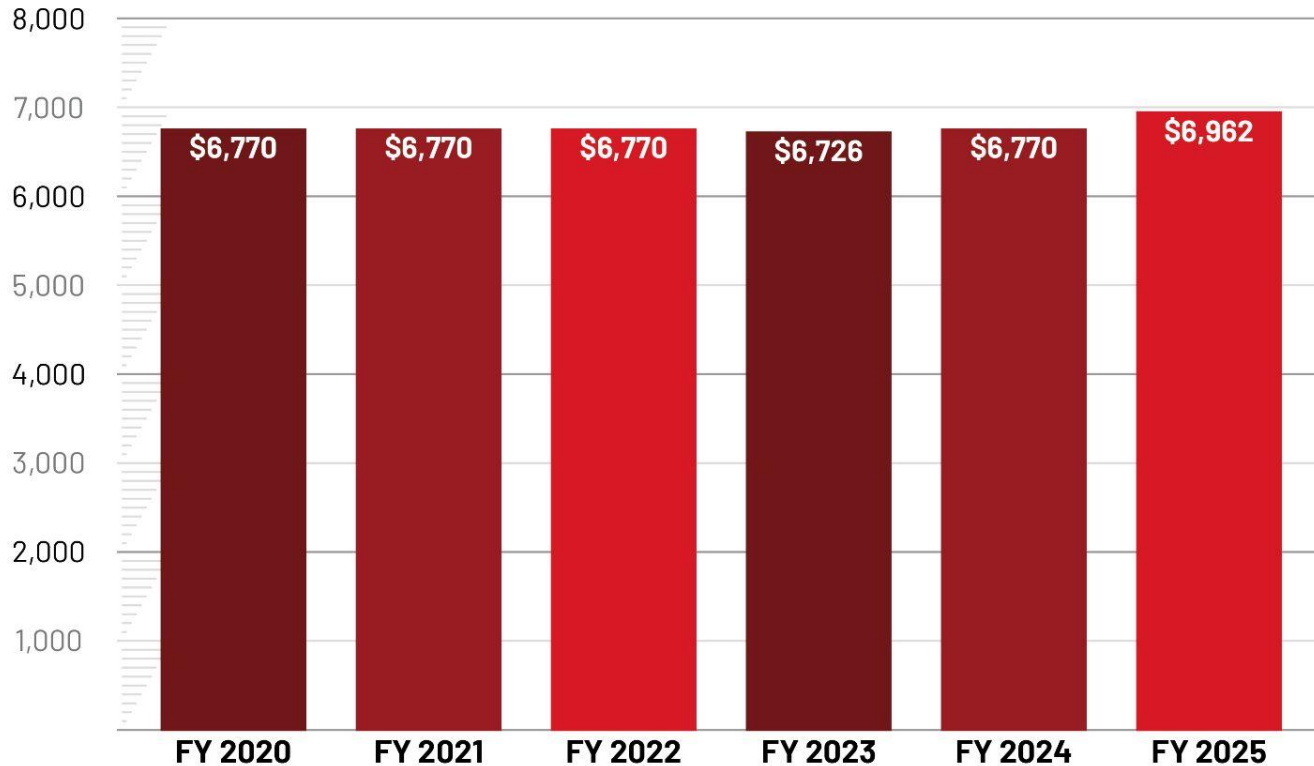
53.5%

Percentage of in-state students that come from rural counties



TUITION

TUITION & FEES – RESIDENT



TOTAL REVENUE FROM SCHOLARSHIPS & GRANTS



ACADEMIC YEAR 2023-24 FINANCIAL AID

GRANTS | SCHOLARSHIPS | WAIVERS

NUMBER OF UNIQUE
STUDENTS AWARDED

13,299

TOTAL AWARDS

34,191

AMOUNT AWARDED

\$73,429,157



LEGISLATIVE FUNDING

PREVIOUSLY FUNDED PROJECTS



\$4,635,000

HWY 56 PHOENIX PLAZA ACQUISITION

Houses aviation maintenance program,
online admissions and recruitment teams



A scene from the Utah Shakespeare Festival's 2024
production of Henry VIII.

\$300,000

UTAH SHAKESPEARE FESTIVAL

One-time funding helped
produce the 2024 USF season

REQUEST FOR NEW FUNDING

— FY 2025 —

PERFORMANCE FUNDING

To sustain high growth program expansion, market standard compensation, student completion & increase workforce alignment through industry and community partners.

\$1,116,900 (eligible)

GROWTH FUNDING

To address needs arising from growth by investing in institutional and student support services ensuring a quality experience and improved operational efficiency.

\$583,000 (eligible)

Total

\$1,699,900

REQUEST FOR NEW FUNDING

ACCELERATED MASTERS DEGREES & WORKFORCE ALIGNMENT PARTNERSHIP WITH SOUTHWEST TECH

Pilot Programs (funding dependent)

- Nursing
- Business Administration
- Communication
- Public Administration

\$1,000,000 (ongoing)

ACCELERATED MASTERS IN NURSING DEGREE TIMELINE

1 SEMESTER

**HIGH SCHOOL CONCURRENT
ENROLLMENT & 1 SEMESTER
AT SUU**

CNA (assistant LPN)

Average Salary: **\$30-35k**

2 SEMESTERS

**SOUTHWEST TECHNICAL
COLLEGE**

LPN (assistant RNs)

Average Salary: **\$40-60k**

3 SEMESTERS

**SOUTHERN UTAH
UNIVERSITY**

BSN

Average Salary: **\$70-90k**

APPROX. 3 SEMESTERS

**SOUTHERN UTAH
UNIVERSITY**

MSN

Average Salary: **\$75-150k**

CAPITAL REQUESTS – DEDICATED FUNDS

JOE & BEVERLY BURGESS FAMILY BUSINESS CENTER

Cost escalation: despite \$300,000 value-engineering savings, bid remains over budget due to construction overages (material costs and labor rates)

\$1,365,100

PROPERTY ACQUISITION: SOUTH CAMPUS

Aligned with the institutional strategic expansion plan, this is a once in a generation opportunity to purchase 11 parcels of land (2.74 acres)

\$6,635,000

Total

\$8,000,100

A dramatic silhouette scene at sunset. Two firefighters in full gear are positioned on the left, facing a large, dark sculpture of a figure on horseback. The firefighter in the foreground is holding a hose, and the sun is shining directly behind the sculpture, creating a bright lens flare. The background shows a clear sky with a few clouds and some distant trees.

REGIONAL IMPACT

REGIONAL POWERHOUSE

SUU SOUTHERN
UTAH
UNIVERSITY

\$513M ECONOMIC IMPACT
IN THE REGION

5,000 JOBS SUPPORTED
IN THE REGION

2,687 LARGEST EMPLOYER IN
OUR SERVICE REGION
SUU EMPLOYEES

Source: Kem C. Gardner Institute 2024



EXTENDED IMPACT



GOLD MEDAL GROWTH

Utah Summer Games

- 12,050 participants (13.4% increase)
- 11,500 opening ceremony fans
- 4.6% hotel occupancy increase
- 9.8% midweek hotel occupancy increase



CENTER STAGE IMPACT

Utah Shakespeare Festival

- 100,000+ patrons
- \$81.3M total economic impact
- \$57.4M direct impact
- \$23.9M indirect impact

(Emperitas Research Group, 2024)



CREATIVE CAPITAL

Southern Utah Museum of Art

- 23,039 visitors
- 82% tour attendee increase
- 21% visitor increase at special events & public programs

THANK YOU

for your investment in

SUU

