



UTAH VALLEY UNIVERSITY

Higher Education Appropriations Sub-Committee
Report
February 10, 2025

In Memory of

Jeffrey S. Tolk





HB 265

STUDENT DEMOGRAPHICS: FALL 2024

46,809

41% First Generation Students

18% Adult Learners (25+)



20% Are Married or in a Partnership



24% Work at Least 31 Hours a Week



76% Are Employed

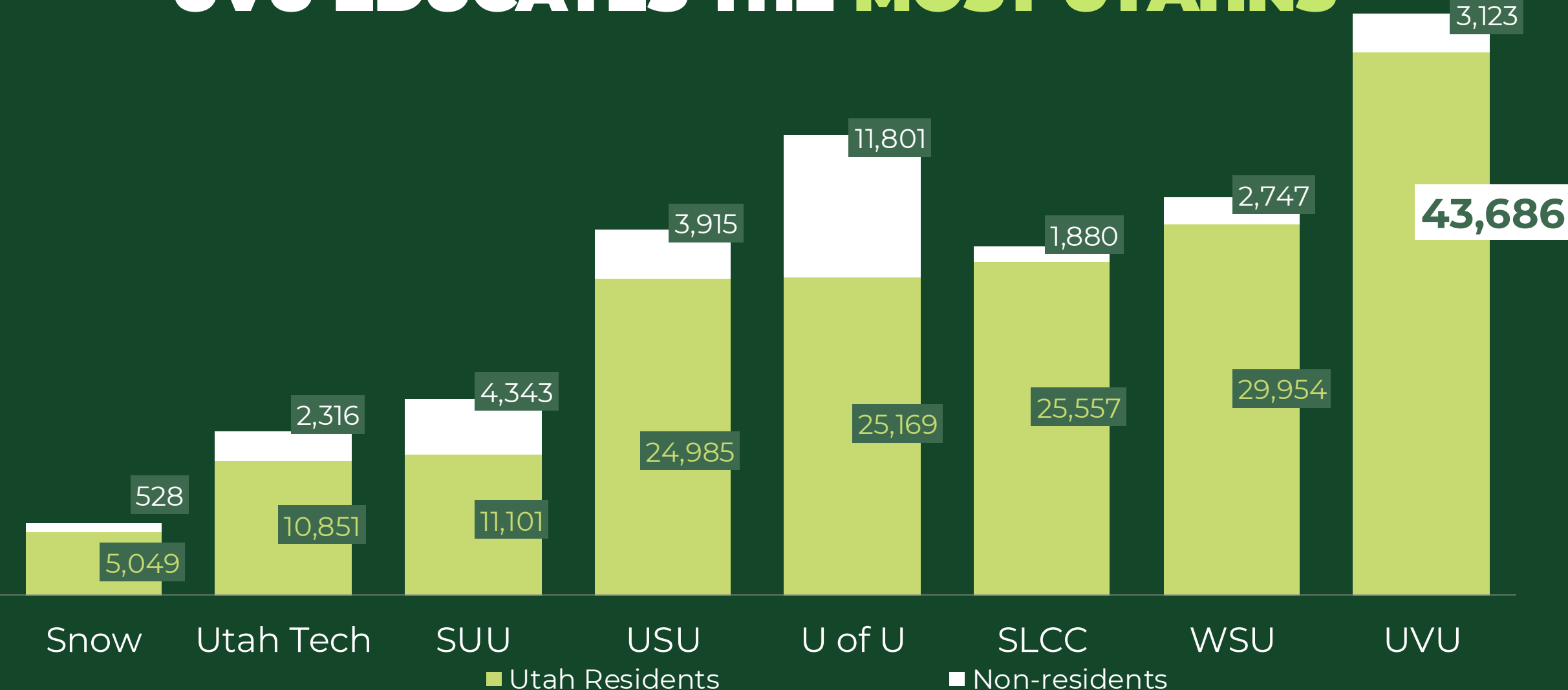


12% Have at Least One Child 18 Years Old or Younger



37% of On-campus Undergraduates Are Part Time

UVU EDUCATES THE MOST UTAHNS



Fall 2024 Headcount by Residency





UVU GRADUATES ARE TOMORROW'S WORKFORCE

74%

of UVU alumni live in
Utah 10 years after
graduation.

84%

of UVU alumni live
in Utah a year after
graduation.

CLASS OF 2023 (8,517 grads)



84%

Employed in Utah

53% in Service Region
31% Elsewhere in Utah



77%

Employment related to
their degree

Meeting Performance Funding Metrics



STATEWIDE ATTAINMENT GOAL: ACCESS

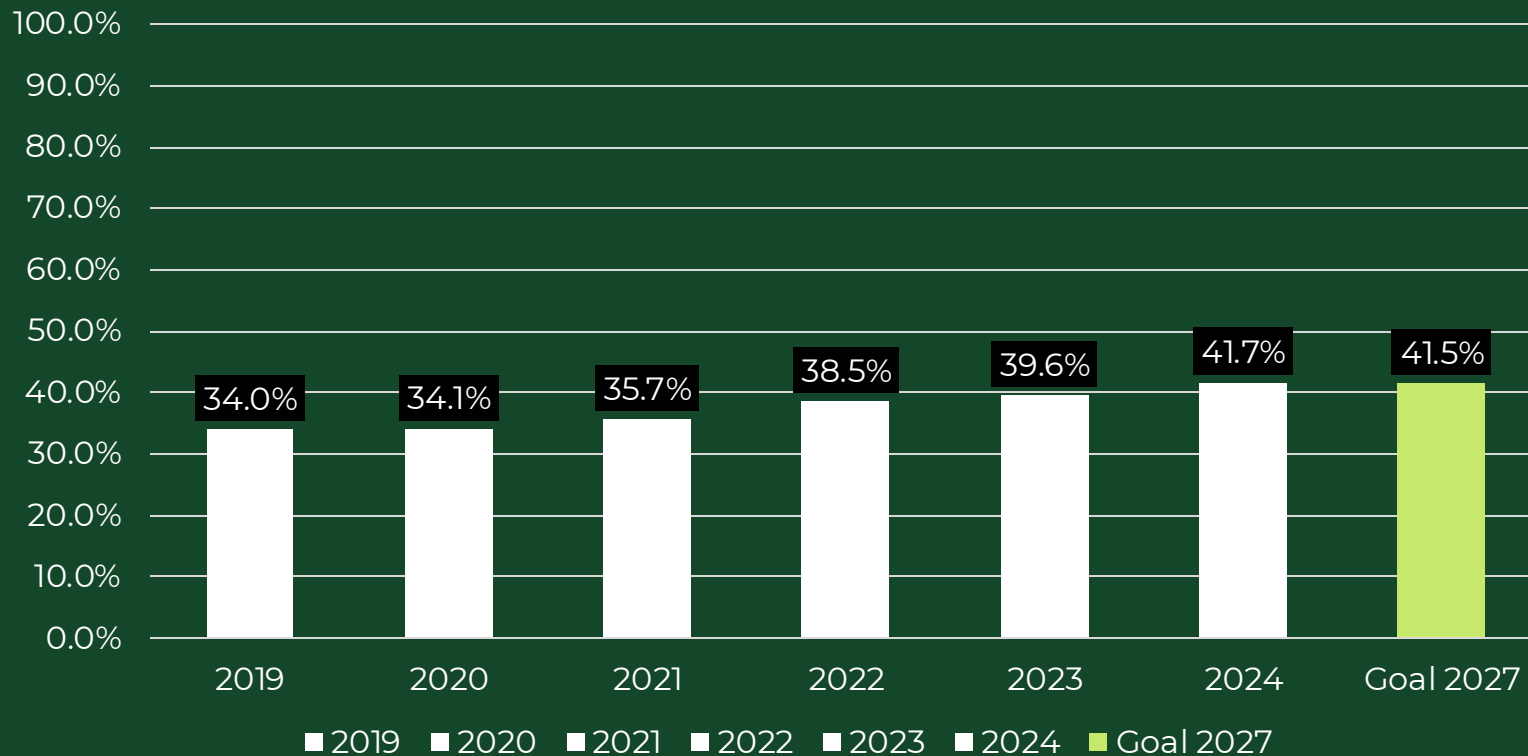
Access	2022 Base		2023 Actual		2024 Actual	
	Institution	Enrollments	Share	Enrollments	Share	Enrollments
Bridgerland Tech	263	0.63%	307	0.71%	345	0.77%
Davis Tech	453	1.08%	548	1.26%	594	1.33%
Dixie Tech	126	0.30%	173	0.40%	177	0.40%
Mountainland Tech	558	1.33%	958	2.21%	816	1.83%
Ogden-Weber Tech	370	0.88%	478	1.10%	489	1.10%
SLCC	3,968	9.43%	3,521	8.11%	3,535	7.92%
SNOW	1,262	3.00%	1,263	2.91%	1,271	2.85%
Southwest Tech	64	0.15%	75	0.17%	93	0.21%
SUU	1,415	3.36%	1,579	3.64%	1,883	4.22%
Tooele Tech	90	0.21%	117	0.27%	110	0.25%
Uintah Basin Tech	50	0.12%	52	0.12%	81	0.18%
USU	3,218	7.65%	3,151	7.26%	3,017	6.76%
UT	1,671	3.97%	1,799	4.15%	1,779	3.99%
UU	2,447	5.82%	2,557	5.89%	2,804	6.28%
UVU	4,007	9.53%	3,659	8.43%	3,599	8.07%
WSU	2,605	6.19%	2,559	5.90%	2,319	5.20%
USHE Schools	22,567	53.65%	22,796	52.54%	22,912	51.35%
In State Private	2,344	5.57%	2,307	5.32%	2,534	5.68%
Out of State	1,959	4.66%	1,888	4.35%	2,319	5.20%
Total Enrolled	26,870	63.88%	26,991	62.21%	27,765	62.22%
Not Enrolled	15,191	36.12%	16,399	37.79%	16,857	37.78%
Total	42,061	100.00%	43,390	100.00%	44,622	100.00%

STATEWIDE ATTAINMENT

GOAL: **TIMELY COMPLETION**

Timely Completion: Share of awards completed within 1.5 time (e.g., 6 years for bachelor's)

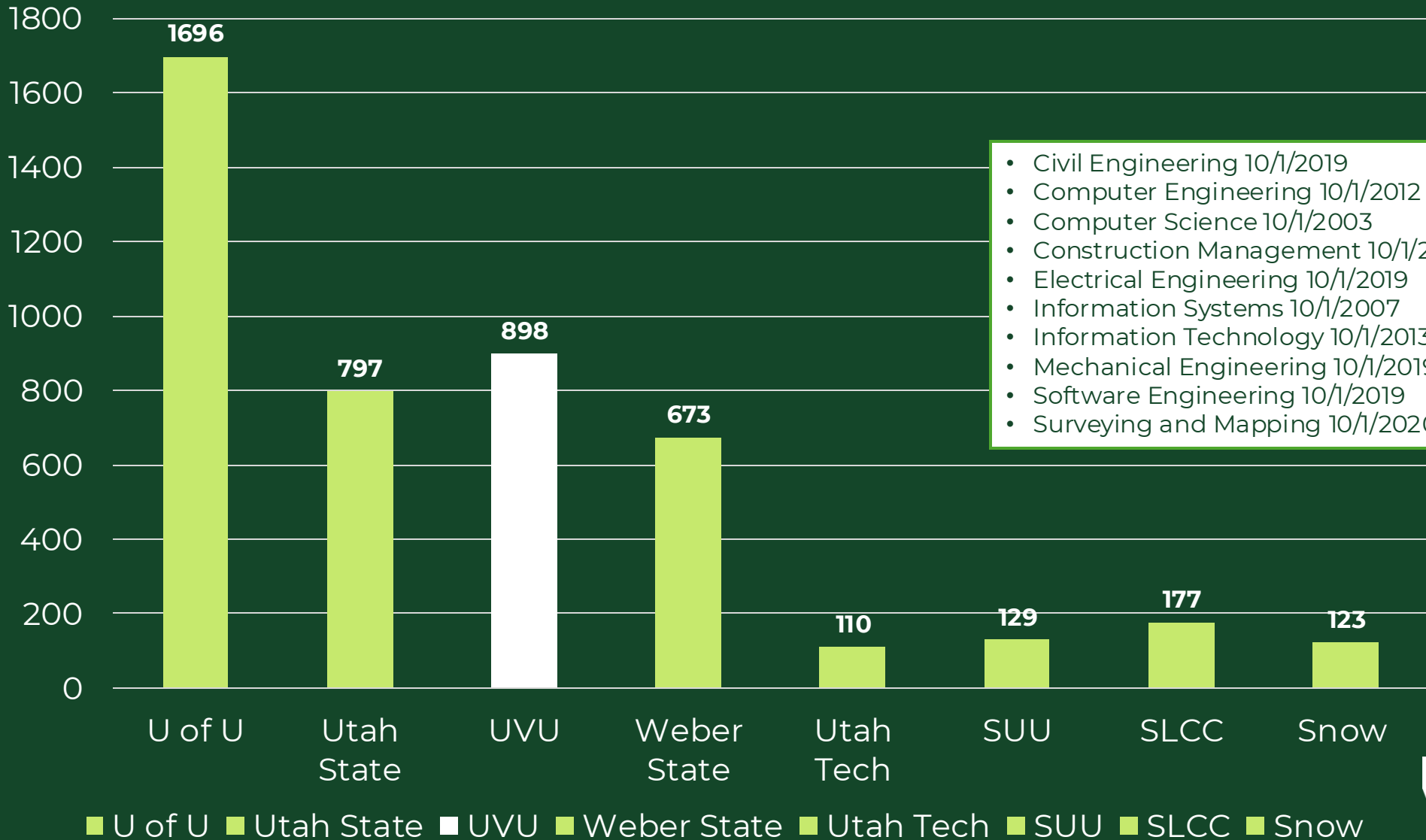
UVU - All Students



8-Year Graduation Outcome Measure (All Students) from Past Six Years Increased From **36%** to **46%**.

Source: OCHE Data Governance & Analytics

UTAH ENGINEERING INITIATIVE COMPLETIONS



SCOTT M. SMITH COLLEGE OF ENGINEERING AND TECHNOLOGY BUILDING



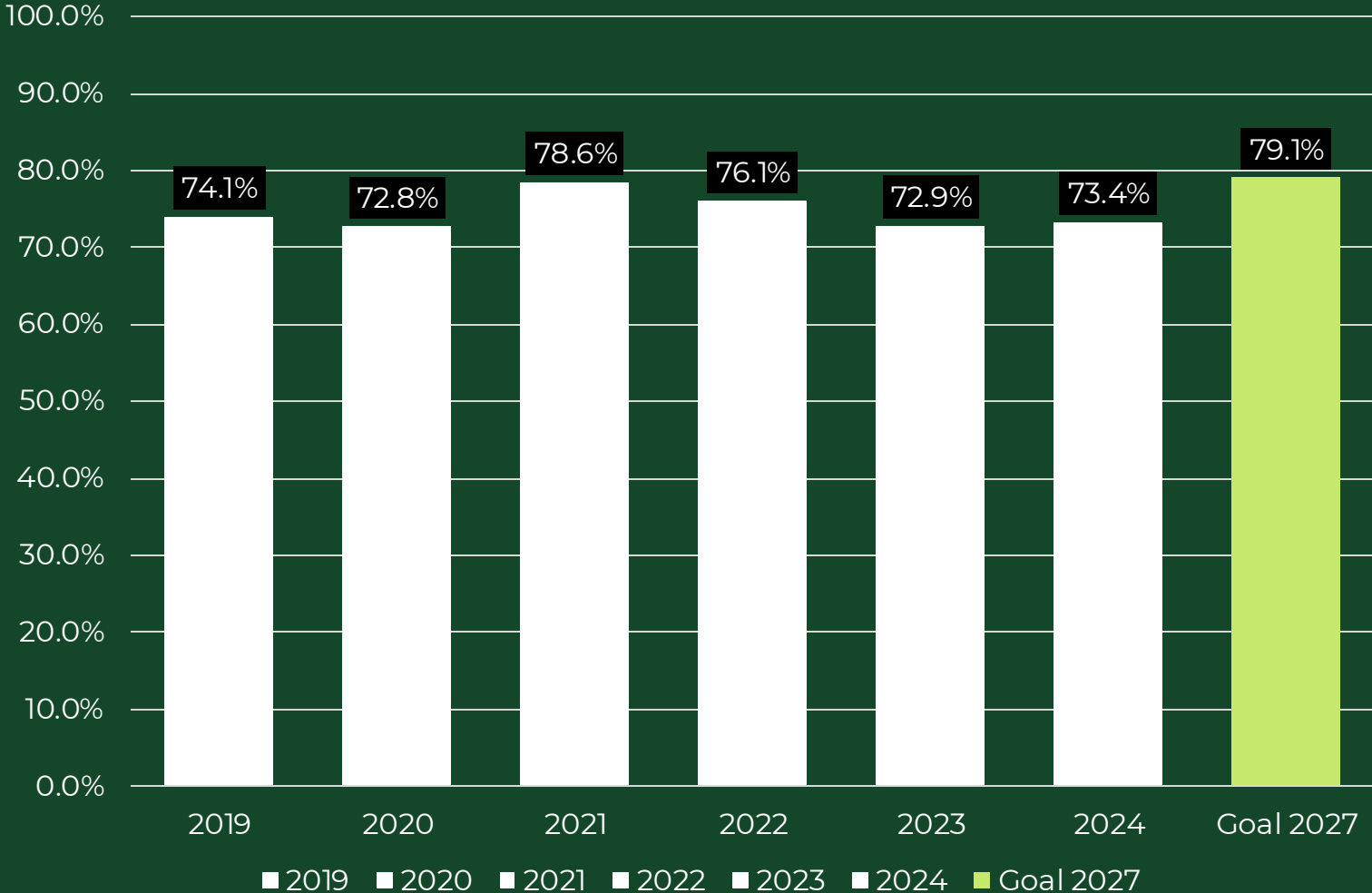
STATEWIDE ATTAINMENT GOAL: HIGH YIELD AWARDS

High-wage/high-demand jobs as defined by the Department of Workforce Services' four-and-five-star jobs publication within the institution's service region.

Over the past two years, the largest counts for HY awards include:

- Business Management, AS and BS
- Art and Design, AS
- Nursing, ASN and BS
- Biology, AS and BS
- Aviation Science, AS
- Pre-Elementary Education, AS
- Elementary Education, BS
- Accounting, BS
- Marketing, BS
- Health, Undergrad Cert
- Finance, BS
- Criminal Justice, Undergrad Cert
- Programmer, Undergrad Cert

UVU - All Students



Source: OCHE Data Governance & Analytics




Tuition Revenue from External
Scholarships/Grants:
\$68,040,699

Students on Scholarships/Waivers:
19,138

Students awarded a private
scholarship in 2022-23:
1,488

FY 2022-23

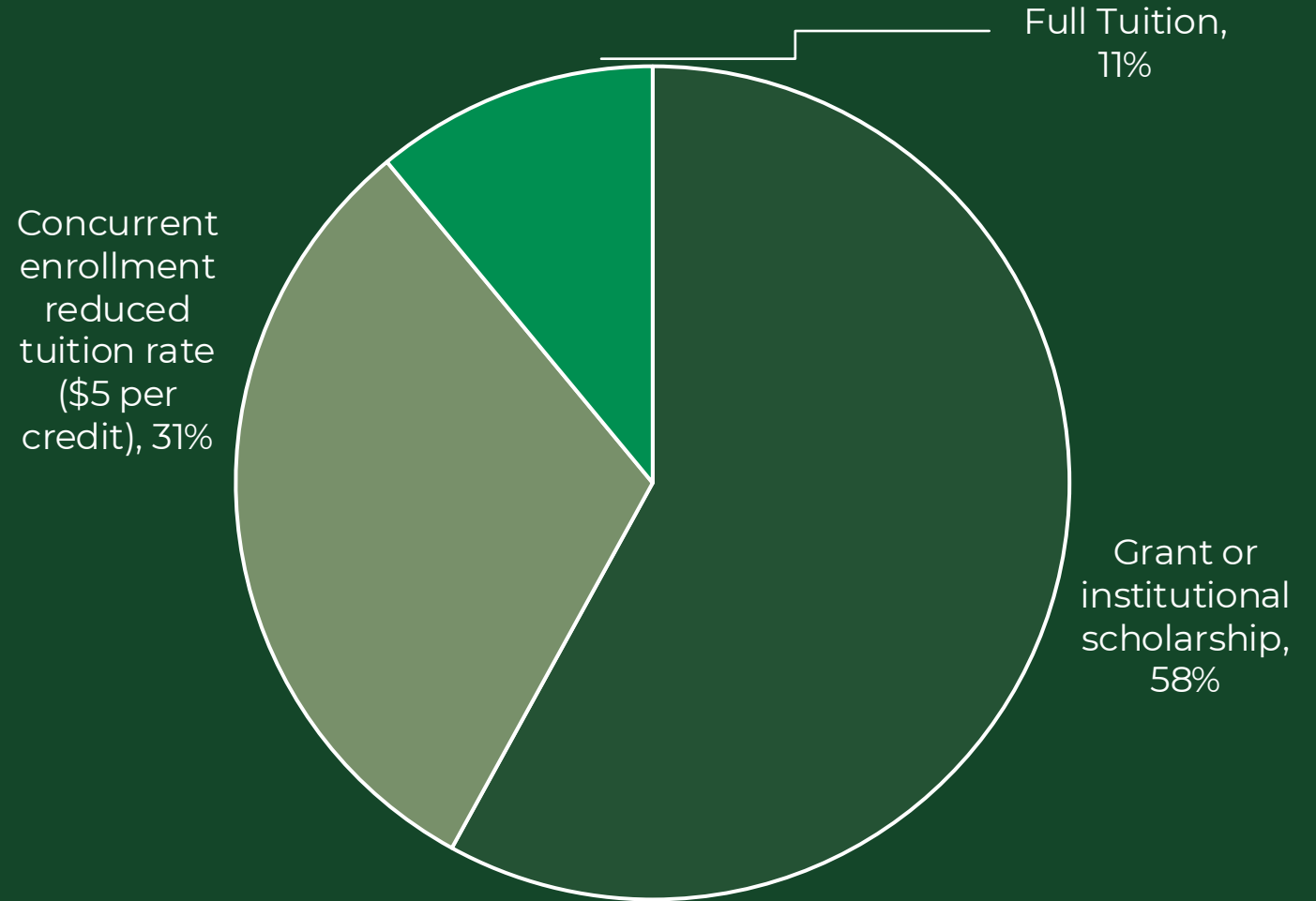


DISCOUNTED TUITION COST BELOW STICKER PRICE

UVU's "sticker price" for tuition is not the actual price our students pay.

- 59% of our students received some form of financial aid
- Concurrent Enrollment students pay a steeply discounted tuition of only \$5 per credit
- Our lower tuition and fee costs allow students to maximize their PELL grants opportunities

UVU Undergraduate Students Receiving Grant, Scholarship, or Reduced Tuition Rate, 2022-2023



Source: IPEDS and UVU Enrollment Data

PREVIOUS GENERAL SESSION FUNDED ITEMS



Civic Thought and Leadership Initiative

7,000+ Hours of Training for **600** K-12 Educators, Impacting **122,000** K-12 Students.



Herbert Institute

Recruit and Train **46** Government Interns and Hosted **57** Events with **9,017** Attendees.



Utah Fire and Rescue Academy

ARFF Training Prop To Be **Delivered Spring 2025** and Hiring of Instructors.



Jobs CEO Council

Partnering with **12 Industry Executives** creating:

- Student Pathways to Internships and Careers
- Faculty Engagement, and
- Curriculum Development

CONSENSUS BUDGET PRIORITY

RFA - Applied AI Institute

\$2M one-time and \$1M ongoing



- Establishment of an AI Innovation Lab equipped with cutting-edge technology, to advance Utah's AI industry, industry collaboration, education, and research.
- Procure mobile AI labs for classroom use.
- Fund internships & graduate assistantships.
- Scale "TA in a Box" program up to 30 courses.
- Training for faculty and staff.
- Project management and leadership.

UTAH'S **PARTNER**

For the workforce





VINEYARD

Health and Wellness Village





SNOW COLLEGE, MTECH, AND UVU PARTNERSHIPS

WOLVERINES ELEVATED

In partnership with Utah State University



Partnership between **UVU**'s Center for National Security Studies and **USU**'s Center for Anticipatory Intelligence

Intermountain Intelligence, Industry, and Security Consortium (I3SC)

Builds private and public partnerships with UVU while providing our students with real-world experience.

Ongoing Funding **\$1.6 Million**



UVU

SCHOOL OF THE ARTS & SUNDANCE PRESENT



THE WIZARD OF OZ

JULY 17–
AUGUST 9, 2025

SUNDANCERESORT.COM in partnership with UVU UNIVERSITY

THE WIZARD OF OZ is presented by arrangement with Concord Theatricals on behalf of Tams-Witmark LLC.
www.concordtheatricals.com

A Place For YOU!



Students succeed because...





THANK YOU