



USHE Strategic Reinvestment Plan Introduction

August 19, 2025



UTAH
SYSTEM OF
HIGHER
EDUCATION

Institutional Reinvestment Plans & UBHE Action

- In March, Board issued strategic reinvestment guidance to institutions and provided resources to inform decision-making, including:
 - Workforce and program evaluation dashboard
 - Market and program data through Gray DI
 - Talent Ready Utah priority occupations list for workforce development
 - FY 24 study on cost of instruction
 - Board and Commissioner's Office review centered on statutory compliance (e.g. implementation timeline, prohibition on supplanting with state funds or tuition increases, etc.)
-

Institutional Reinvestment Plans & UBHE Action

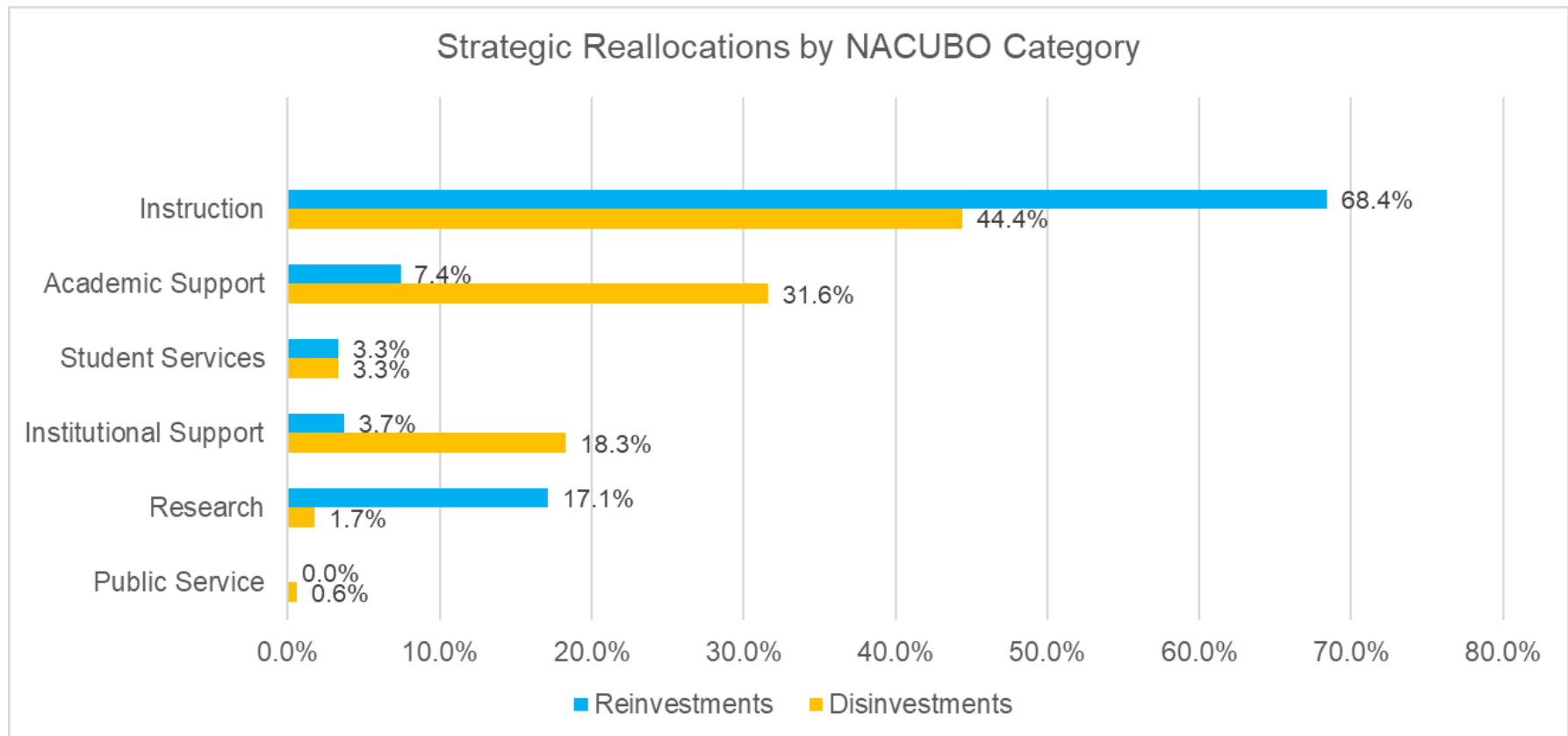
- Board and Commissioner's Office review also emphasized substantial recognition of main goals and objectives (e.g. reallocations away from administration, net reinvestments in instruction, allowing for a participatory process among faculty and staff, etc.)
 - The Utah Board of Higher Education approved institutional Strategic Reinvestment Plans on June 6th and August 12th
-

Updated USHE Strategic Reinvestment Summary

| Ongoing Reinvestments | \$ Amount | | | % | | |
|-----------------------|---------------------|---------------------|---------------------|---------------|---------------|----------------|
| | FY 2026 | FY 2027 | FY 2028 | FY 2026 | FY 2027 | FY 2028 |
| UU | \$8,052,300 | \$15,146,600 | \$19,589,700 | 41.11% | 77.34% | 100.02% |
| USU | \$5,777,600 | \$10,444,000 | \$12,645,300 | 45.69% | 82.59% | 100.00% |
| UVU | \$5,677,900 | \$8,635,400 | \$8,904,800 | 63.76% | 96.97% | 100.00% |
| WSU | \$4,218,200 | \$5,547,900 | \$6,737,500 | 63.33% | 83.29% | 101.15% |
| SLCC | \$1,716,800 | \$5,246,800 | \$5,246,800 | 32.72% | 100.00% | 100.00% |
| SUU | \$952,800 | \$3,038,510 | \$3,176,000 | 30.00% | 95.67% | 100.00% |
| UT | \$850,100 | \$1,845,100 | \$2,555,100 | 33.27% | 72.21% | 100.00% |
| Snow | \$714,115 | \$1,275,791 | \$1,678,700 | 42.54% | 76.00% | 100.00% |
| Total | \$27,959,815 | \$51,180,101 | \$60,533,900 | 46.25% | 84.66% | 100.13% |

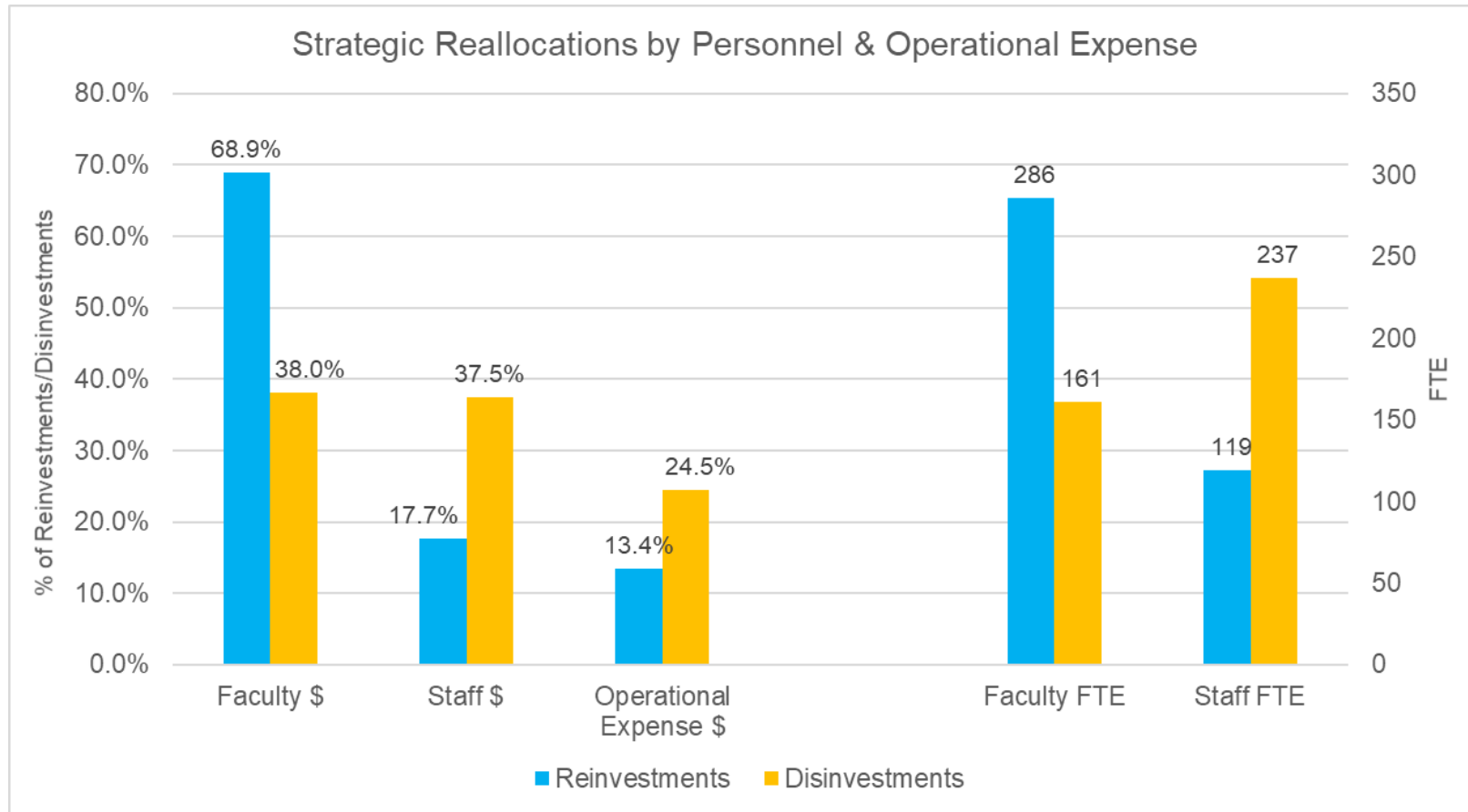
| Ongoing Disinvestments | \$ Amount | | | % | | |
|------------------------|----------------------|----------------------|----------------------|---------------|---------------|----------------|
| | FY 2026 | FY 2027 | FY 2028 | FY 2026 | FY 2027 | FY 2028 |
| UU | -\$8,052,300 | -\$15,145,800 | -\$19,589,900 | 41.11% | 77.33% | 100.02% |
| USU | -\$5,929,300 | -\$11,235,100 | -\$12,645,300 | 46.89% | 88.85% | 100.00% |
| UVU | -\$8,904,800 | -\$8,904,800 | -\$8,904,800 | 100.00% | 100.00% | 100.00% |
| WSU | -\$4,144,700 | -\$5,482,100 | -\$6,664,000 | 62.23% | 82.30% | 100.05% |
| SLCC | -\$2,590,466 | -\$4,192,606 | -\$5,246,800 | 49.37% | 79.91% | 100.00% |
| SUU | -\$952,800 | -\$3,038,510 | -\$3,176,000 | 30.00% | 95.67% | 100.00% |
| UT | -\$850,100 | -\$1,845,100 | -\$2,555,100 | 33.27% | 72.21% | 100.00% |
| Snow | -\$865,568 | -\$1,336,244 | -\$1,678,700 | 51.56% | 79.60% | 100.00% |
| Total | -\$32,290,034 | -\$51,180,260 | -\$60,460,600 | 53.41% | 84.66% | 100.01% |

Updated USHE Strategic Reinvestment Summary



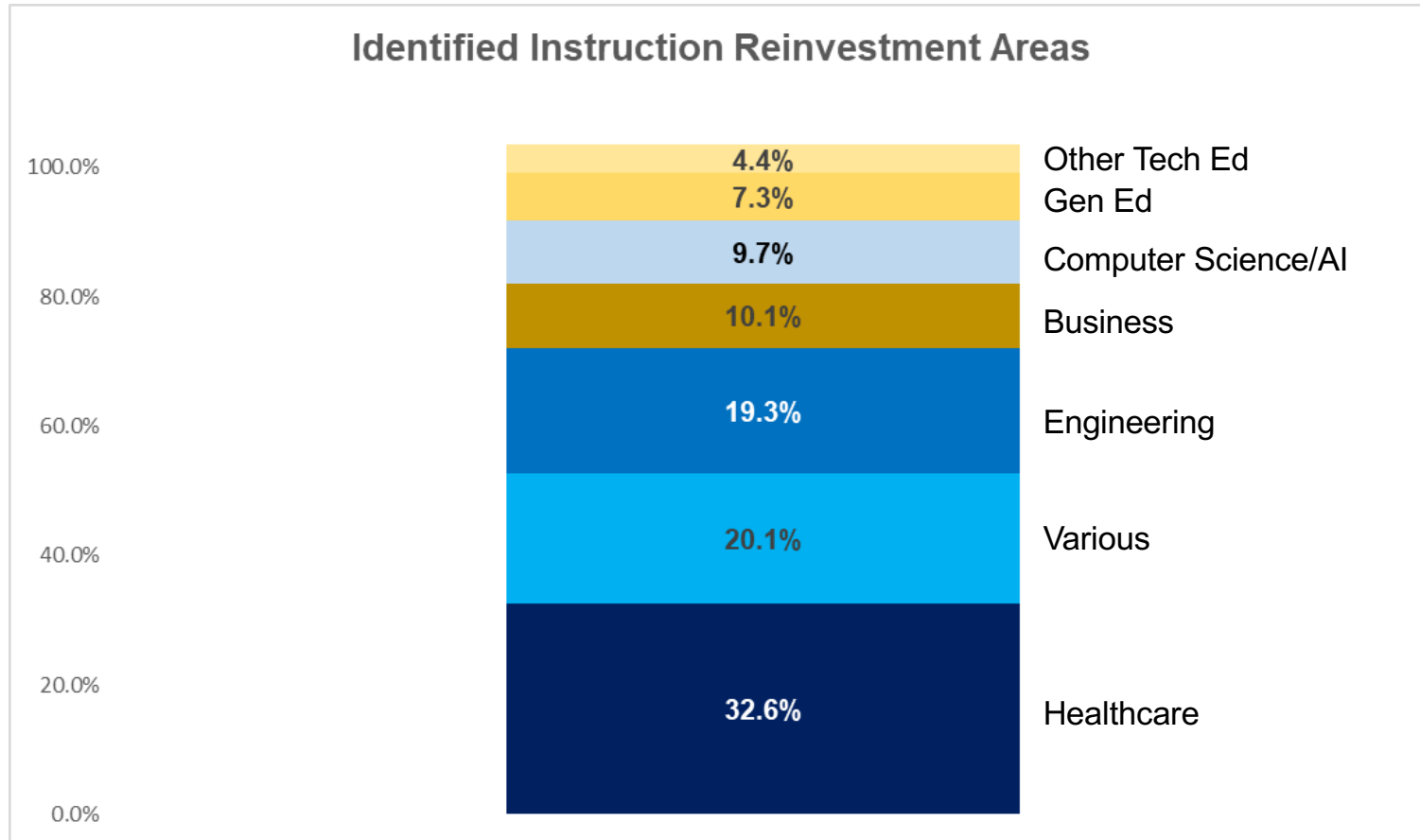
- **Over 85% of Strategic Reinvestments are supporting Instruction & Research**
- **Instruction/Research Reinvestments redirect more than \$23 million in new resources to those areas**

Updated USHE Strategic Reinvestment Summary



- Reinvestments in Instruction and Disinvestments in administration are generally reflected by changes in Faculty and Staff FTE

Updated USHE Strategic Reinvestment Summary



- **Various areas include aggregated items for Accounting, Marketing, Anatomy, Transportation; Education and Prison Education programming, Aviation, and Communication, among other instructional items**



UTAH SYSTEM OF
HIGHER EDUCATION