



btech.edu

BRIDGERLAND
TECHNICAL COLLEGE

CAMPUS UPDATE

The Frederick Quinney Lawson
Health Sciences Building Grows Programs
as much as

70%



COST EFFECTIVENESS

InTech Collegiate Academy High School



- Phase 1 – Automation, Controls, Electronics
- Phase 2+ – Welding & Machining Expansion
- Phase 3 – Entryways
- Future Phasing – Student Engagement

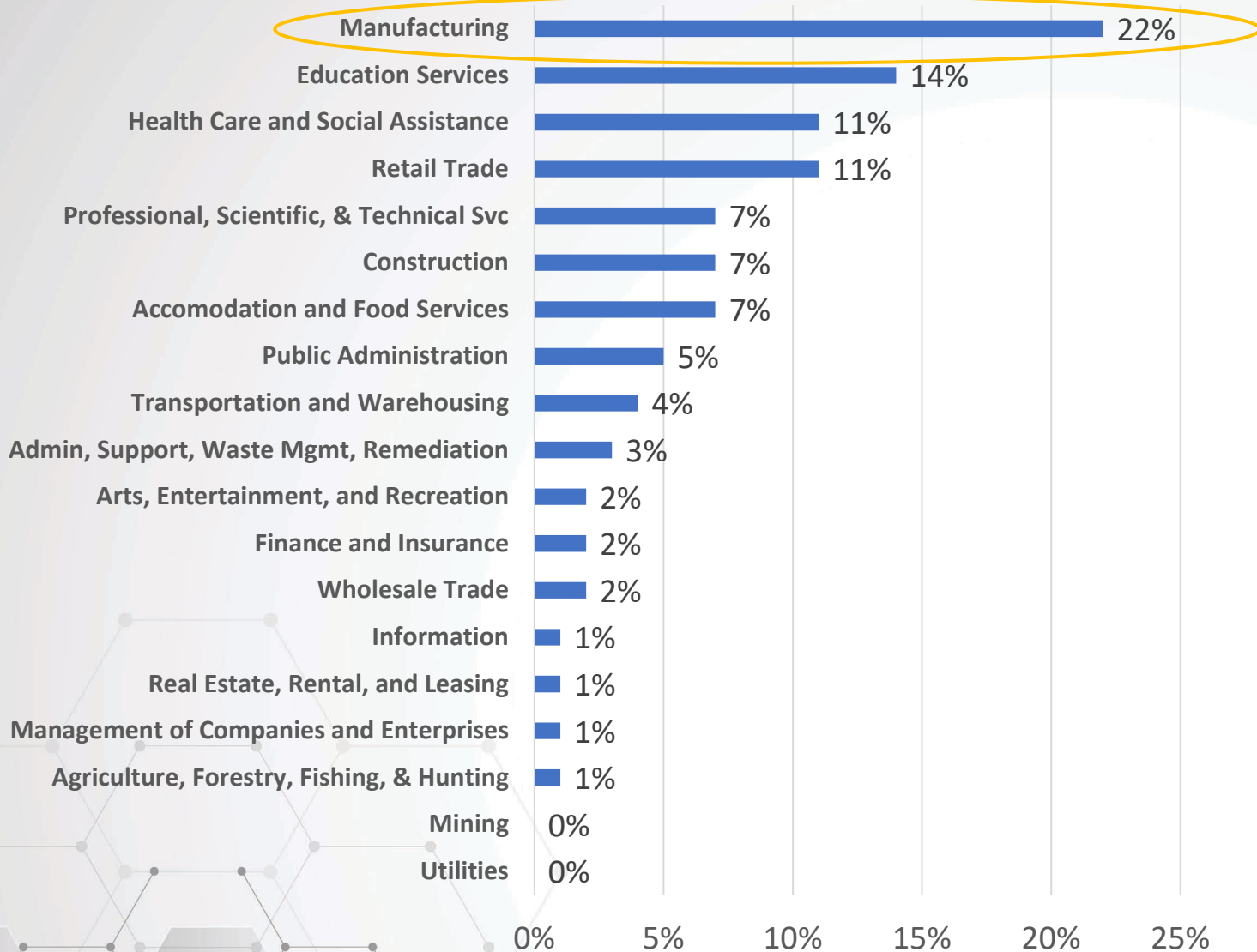


THE POWER OF TECHNICAL EDUCATION: HANDS-ON



Automation, Controls,
and Electronics





WHY INVEST IN AUTOMATION?

MANUFACTURING
Top Bear River Region
Employment Sector 2024


22% of Jobs





GROWTH AND PLACEMENT

PROGRAM	CERTIFICATE-SEEKING FTE GROWTH	PLACEMENT RATE
Automation Technology	31.85%	91%
Control Systems and Robotics	33.27%	94%
Electronics Technology	27.22%	87%



**HIGH
YIELD**

Proven Student Demand, Outcomes, & Pipeline



TAKE ACTION

- ✓ Feasibility Study Complete
- ✓ Board of Trustees
- ✓ Utah Board of Higher Education
- Legislative Approval

Access & Completion
Workforce Alignment
Economic Impact
Return on Investment



Built here.

Fiscal Year 2027 Budget Recommendations



FY 2027 GOVERNOR'S BUDGET RECOMMENDATIONS

Pg #	Item Name	Agency	Ongoing GF/ITF	One-Time GF/ITF	Ongoing OTHER	One-Time OTHER	Total Funds
Responsible Government – Workforce Capital							
	SLCC Aviation Maintenance Building	Capital Budget	-	-	-	14,272,900	14,272,900
	WSU Student Services - North Renovation (Phase 2)	Capital Budget	-	-	-	6,746,800	6,746,800
	Utah Tech Health Sciences Building & Taylor Remodel Planning	Capital Budget	-	-	-	6,063,000	6,063,000
	BTC Main Building Partial Remodel, Renovation, & Repurpose	Capital Budget	-	-	-	3,810,300	3,810,300
	SWTC Diesel Technology Program Building	Capital Budget	-	-	-	3,500,000	3,500,000
	<i>Subtotal – Other – Workforce Capital</i>		-	-	-	<i>34,393,000</i>	<i>34,393,000</i>

THANK YOU



BRIDGERLAND
TECHNICAL COLLEGE

BRIDGERLAND
TECHNICAL COLLEGE

