

# Compendium of Budget Information for the 2014 General Session

## Executive Appropriations Committee

**Agency: Legislature**

**Line Item: Legislative Auditor General**

### ***Function***

It is the mission of the Office of the Legislative Auditor General to serve the citizens of Utah by providing objective information, in-depth analyses, and useful recommendations that help legislators and other decision makers:

- Improve Programs
- Reduce Costs
- Promote Accountability

To achieve this mission, the office completes in-depth audits and special projects requested by the Legislature.

### ***Statutory Authority***

Article VI, Section 33 of the Utah Constitution creates the Legislative Auditor General.

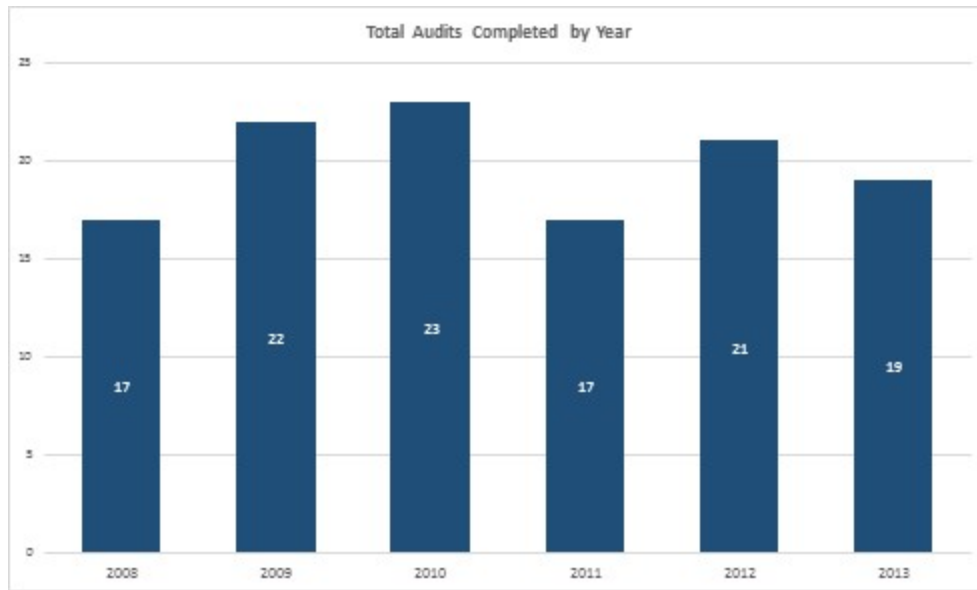
The Office of the Legislative Auditor General is further defined in UCA 36-12-15.

Appropriations to the Legislature, including the Legislative Fiscal Analyst, are nonlapsing via 63J-1-602.1.

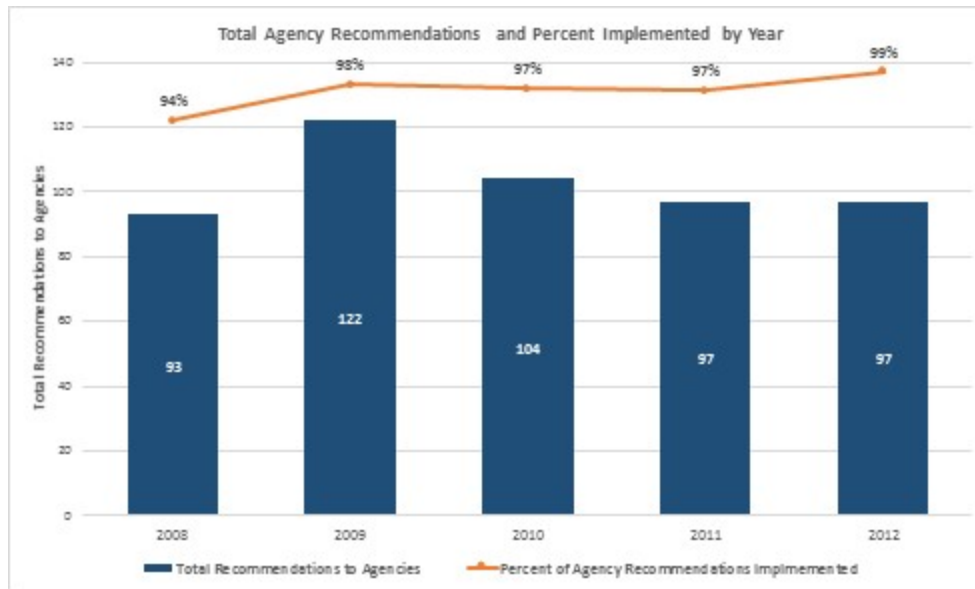
### ***Performance***

The Legislative Auditor General reports the following performance measures:

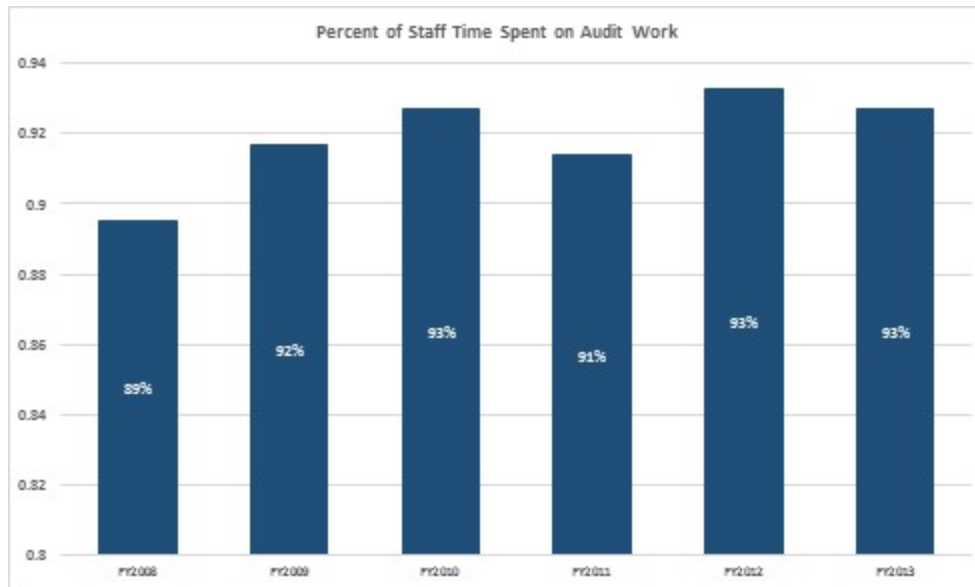
#### **Measure 1: Audits Completeds**



**Measure 2: Recommendations Implemented**



**Measure 1: Staff Efficiency**



### Funding Detail

For more detail about a particular source of finance or organizational unit, click a linked entry in the left column of the table(s) below.

Sources of Finance	2013 Actual	2014 Approp	2014 Change	2014 Revised	2015 Change	2015 Approp
General Fund	\$3,323,900	\$3,409,700	\$0	\$3,409,700	\$178,100	\$3,587,800
General Fund, One-time	\$0	\$0	\$6,100	\$6,100	\$8,000	\$14,100
Dedicated Credits Revenue	\$0	\$0	\$0	\$0	\$0	\$0
Transfers	\$0	\$0	(\$500,000)	(\$500,000)	\$500,000	\$0
Beginning Nonlapsing	\$735,900	\$735,900	\$8,400	\$744,300	\$0	\$744,300
Beginning Nonlapsing - LFA	\$0	\$0	\$0	\$0	\$0	\$0
Closing Nonlapsing	(\$744,300)	(\$735,900)	\$491,600	(\$244,300)	(\$500,000)	(\$744,300)
<b>Total</b>	<b>\$3,315,500</b>	<b>\$3,409,700</b>	<b>\$6,100</b>	<b>\$3,415,800</b>	<b>\$186,100</b>	<b>\$3,601,900</b>

Programs	2013 Actual	2014 Approp	2014 Change	2014 Revised	2015 Change	2015 Approp
Administration	\$3,315,500	\$3,409,700	\$6,100	\$3,415,800	\$186,100	\$3,601,900
<b>Total</b>	<b>\$3,315,500</b>	<b>\$3,409,700</b>	<b>\$6,100</b>	<b>\$3,415,800</b>	<b>\$186,100</b>	<b>\$3,601,900</b>

Categories of Expenditure	2013 Actual	2014 Approp	2014 Change	2014 Revised	2015 Change	2015 Approp
Personnel Services	\$3,140,100	\$3,241,100	\$12,700	\$3,253,800	\$185,400	\$3,439,200
In-state Travel	\$11,600	\$10,000	\$2,000	\$12,000	\$0	\$12,000
Out-of-state Travel	\$14,800	\$15,000	\$0	\$15,000	\$0	\$15,000
Current Expense	\$72,500	\$78,600	(\$3,600)	\$75,000	(\$200)	\$74,800
DP Current Expense	\$57,800	\$65,000	(\$5,000)	\$60,000	\$900	\$60,900
DP Capital Outlay	\$18,700	\$0	\$0	\$0	\$0	\$0
<b>Total</b>	<b>\$3,315,500</b>	<b>\$3,409,700</b>	<b>\$6,100</b>	<b>\$3,415,800</b>	<b>\$186,100</b>	<b>\$3,601,900</b>

Other Indicators	2013 Actual	2014 Approp	2014 Change	2014 Revised	2015 Change	2015 Approp
Budgeted FTE	28	28	0	28	0	28
Actual FTE	28	0	0	0	0	0

COBI contains unaudited data as presented to the Legislature by state agencies at the time of publication. For audited financial data see the State of Utah's Comprehensive Annual Financial Reports.